1



PROFILI

LE COLLEZIONI

lucifero's
ARCHI-TECH LIGHTING



“LA LUCE È PROPRIO TUTTO:
SOGNO, SENTIMENTO,
STILE, COLORE,
TONO, PROFONDITÀ,
ATMOSFERA,
VIBRAZIONE,
RACCONTO, IDEOLOGIA”

FEDERICO FELLINI

lucifero's
ARCHI-TECH LIGHTING

dal 1978

Dal 1978 diamo spazio alla luce. Realizziamo idee illuminate, coniugando creatività, innovazione e curiosità. Progettiamo nuove soluzioni, attraverso lo studio e la ricerca, per creare sempre una luce migliore.

We've been putting light first since 1978, generating bright ideas by merging creativity, innovation and curiosity. Meticulous investigation and research allow us to design new solutions that create ever-better light.

La nostra forza non si specifica solo attraverso i nostri prodotti ma vede la sua massima espressione in un approccio trasversale. Alla complessità delle necessità dei nostri clienti, rispondiamo con un dialogo continuo e con la condivisione di risposte tailor made. Con una grande forza distributiva. Con un valore unico che racchiude la nostra filosofia: il Made in Italy. E ultimo, ma non certo meno importante, il nostro più grande vanto, un team di progettisti in grado di descrivere la luce attraverso ombre, contrasti e contrappunti ritmici per guidarvi con attenzione, intuizione e capacità tecnologica nel mondo del lighting design.

Our strength extends beyond our products, finding its ultimate expression in an all-encompassing design approach. The complexity of our customers' needs are met through continuous dialogue and the sharing of tailor-made solutions. With a far-reaching product distribution network… and a unique value that exemplifies our philosophy: Made in Italy. And then, the jewel in the crown: a team of designers who 'draw' light with shadows, contrasts and rhythmic counterpoints to take you - intuitively and technologically - into the world of lighting design.



Progettiamo dettagli.
We design details.

Il nostro obiettivo è integrare con armonia il corpo illuminante con l'architettura, in continuità con le funzioni dello spazio che lo accoglie. Per questo motivo definiamo Lucifero's con l'accezione di Archi-Tech Lighting. Un'espressione che accoglie l'alto standing di progettualità, in grado di esaudire le necessità di qualsivoglia applicazione. Che sia retail, hospitality, museale, educational o green.

Our goal is to merge lighting fixtures and architecture seamlessly, perfectly complementing the areas they're installed in. That's why we define Lucifero's products as Archi-Tech Lighting. An expression that encapsulates a design skillset capable of meeting the needs of any project: retail, hospitality, museums, educational or 'green'.

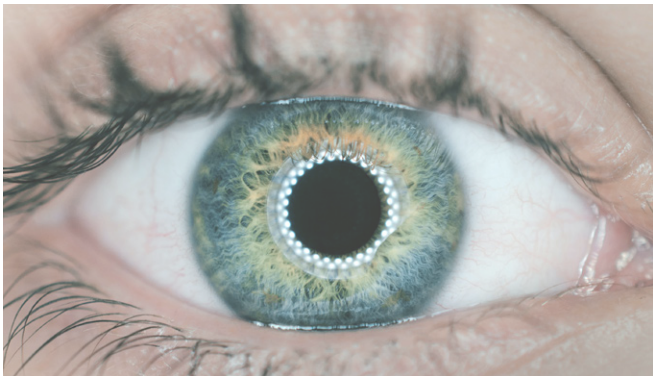

Fatto in Italia, distribuito nel mondo.

Made in Italy, distributed worldwide.

Essere italiani è un sentimento di cui andiamo orgogliosi. Proporre e veicolare un valore fondamentale come il Made in Italy è, quindi, parte essenziale di ogni nostra azione. Ed è proprio da Bologna che la nostra visione si apre a tutto il mondo. Un respiro che si fa internazionale, rimanendo sempre ben conscio della propria identità.

We're proud to be Italian. Conveying a value as essential as 'Made in Italy' is, then, a crucial part of everything we do. And Bologna is the launch pad from which we extend our vision to the world: an international vision that retains full awareness of its roots.



Green indoor lighting

In campo indoor, non è sempre possibile donare al proprio habitat green un'illuminazione funzionale. Le motivazioni sono molteplici. Ogni pianta ha esigenze particolari, di intensità come di spettri luminosi specifici.
Partendo da questi assunti, la nostra progettualità si è spinta in un nuovo campo di specializzazione dedicato alla luce artificiale naturale.
Lucifero's propone, infatti, sistemi di illuminazione cablati con LED HC (Horticulture) a spettro dedicato alle piante ornamentali. Sistemi lineari con piastre LED ed ottiche per illuminazione in radenza e wallwasher per pareti verdi o proiettori equipaggiati con COBHC per illuminazione di accento di piante singole o aree verdi indoor.

In indoor settings, it's not always possible to ensure adequate 'green habitat' lighting. The reasons are manifold. Every plant has specific lighting needs in terms of both intensity and spectra.
On that basis, we've targeted our design efforts at a whole new field of specialization, that of 'natural' artificial light.
Lucifero's provides, in fact, lighting systems with HC (Horticulture) LEDs that emit a spectrum tailored to ornamental plants. These include linear systems with LEDs and optics for oblique lighting and wallwashers for green walls, or spotlights with COBHC for the accent lighting of individual plants or indoor green areas.





Design support

Lucifero's dispone di un team di progettisti illuminotecnici in grado di supportare nelle scelte progettuali in materia di apparecchi di illuminazione. Inviandoci le piante dei vostri progetti avremo modo di consigliare sul tipo di illuminazione più appropriata alle vostre esigenze e sulla quantità e tipologia di apparecchi necessari alla corretta realizzazione del progetto, corredando le proposte con calcoli fotometrici professionali.

Lucifero's has a team of lighting designers who can support on the design choices. Send us your project: we will be able to advise on the most appropriate lighting fixtures to use accompanying the proposals with professional photometric calculations.

Configuratore di sistemi con metodo Drag & Drop /System configurator with Drag & Drop method.

Disponibile sul nostro sito *Requisiti minimi richiesti schermo da 10 pollici .* Available on our website. *Minimum requirements required 10 inches screen*





Lucifero’s offre una garanzia di 5 anni sulla sua gamma di prodotti contro i difetti di fabbricazione. Tutti gli alimentatori e gli accessori utilizzati per l’installazione devono essere parti originali Lucifero’s o approvate dalla società. La garanzia decade se vengono utilizzate parti non originali o non approvate. Nel caso di apparecchi dotati di sorgenti led la garanzia copre anche i led.

Lucifero’s offers a 5-Year warranty on its product against manufactoring defects. All power supplies and accessories used for the installation shall be original Lucifero’s parts or approved by the company . The warranty will be void if non original or not approved parts are used.
Within fixtures equipped with led sources the guarantee covers also the leds.






lucifero's
ARCHI-TECH LIGHTING


THE VALUE OF TRANSPARENCY


lucifero's
ARCHI-TECH LIGHTING





lucifero's
ARCHI-TECH LIGHTING


CHANEL
GIVENCHY


lucifero's
ARCHI-TECH LIGHTING



PROFILI

LE COLLEZIONI

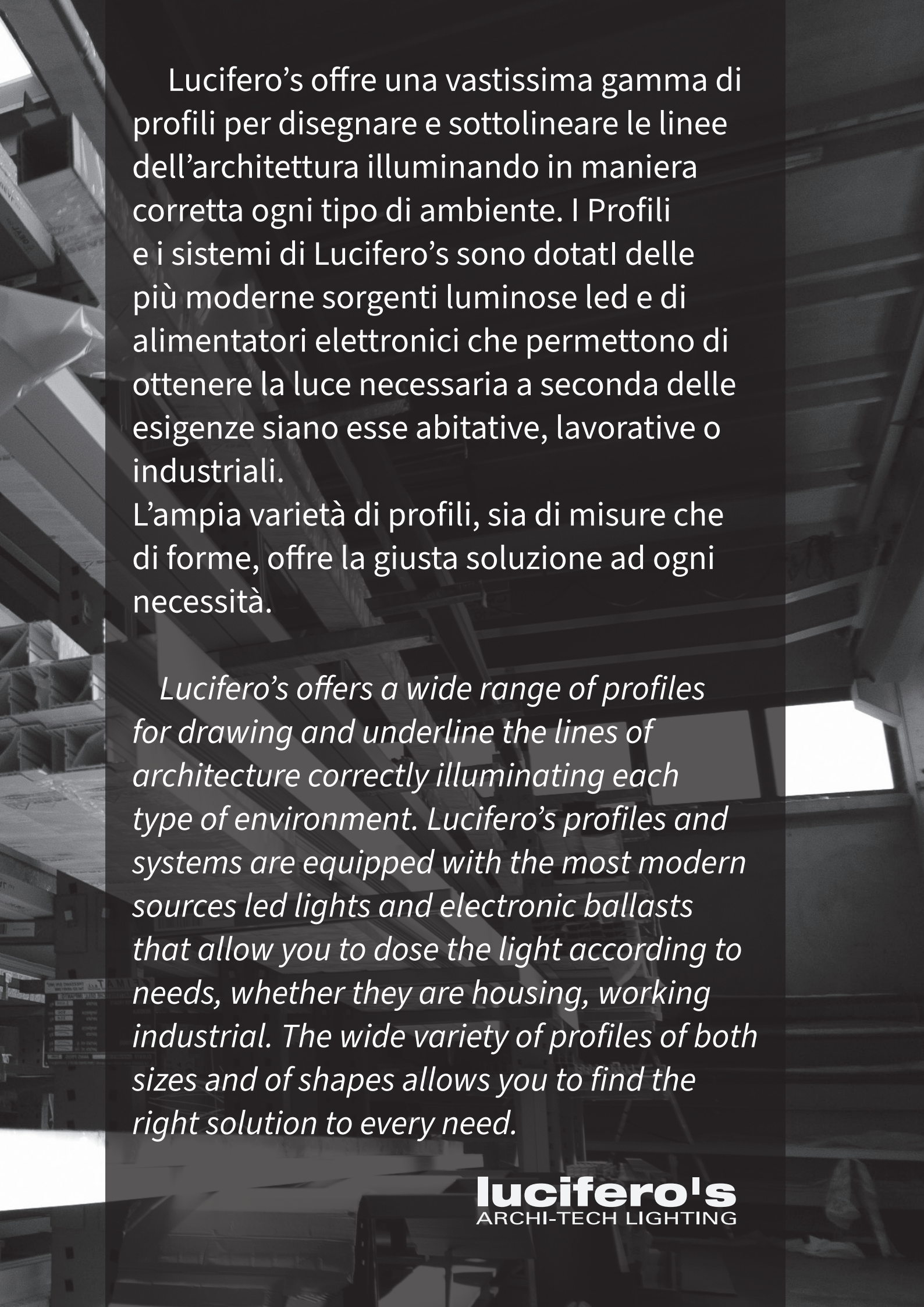

Lucifero’s offre una vastissima gamma di profili per disegnare e sottolineare le linee dell’architettura illuminando in maniera corretta ogni tipo di ambiente. I Profili e i sistemi di Lucifero’s sono dotatI delle più moderne sorgenti luminose led e di alimentatori elettronici che permettono di ottenere la luce necessaria a seconda delle esigenze siano esse abitative, lavorative o industriali.
L’ampia varietà di profili, sia di misure che di forme, offre la giusta soluzione ad ogni necessità.

Lucifero’s offers a wide range of profiles for drawing and underline the lines of architecture correctly illuminating each type of environment. Lucifero’s profiles and systems are equipped with the most modern sources led lights and electronic ballasts that allow you to dose the light according to needs, whether they are housing, working industrial. The wide variety of profiles of both sizes and of shapes allows you to find the right solution to every need.

lucifero's
ARCHI-TECH LIGHTING

MICROFILE PERIMETRALE

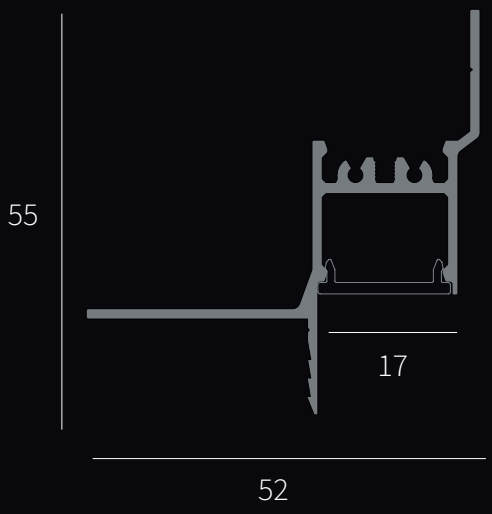

MICROFILE



MICROFILE H

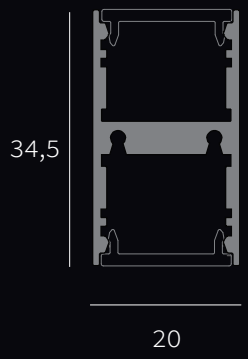

MICROFILE SUPERSLIM

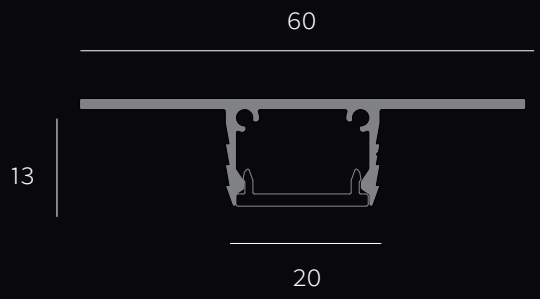

FILE 30

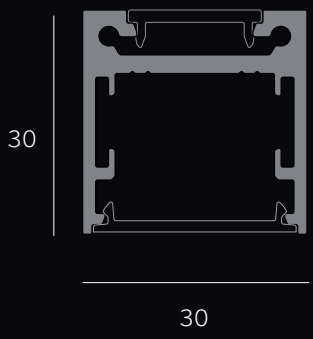

FLIK FLOK



LBS



lucifero's
ARCHI-TECH LIGHTING

MICROFILE ASIMMETRICO

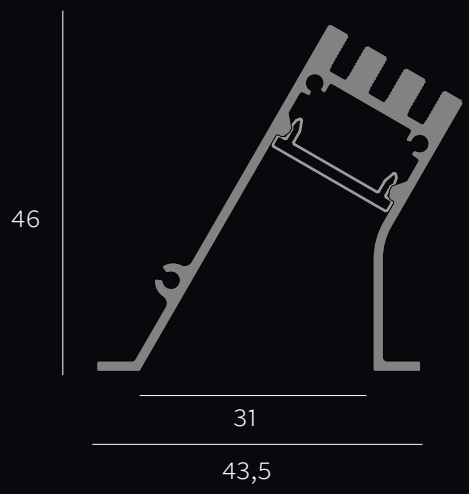

MICROFILE ANGULAR



FILE H



MINIFILE OPENLIGHT



MINIFILE



FILE



FIFTY 5

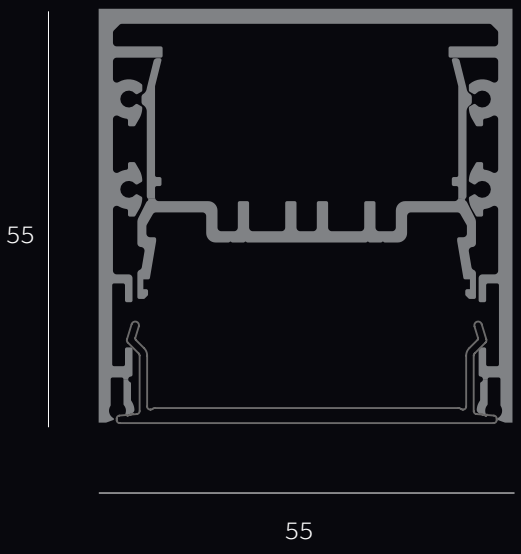

FILE 2



PRO EDGE

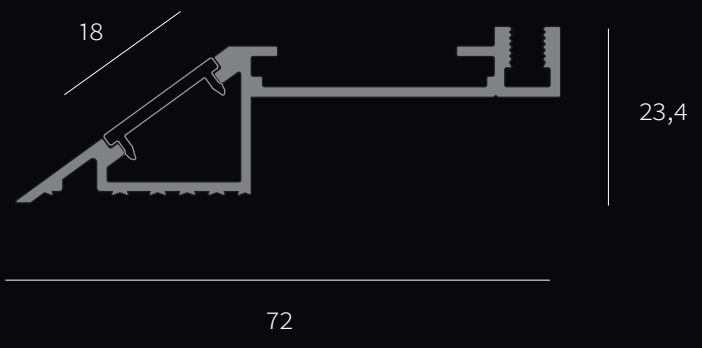

FILE FLEX

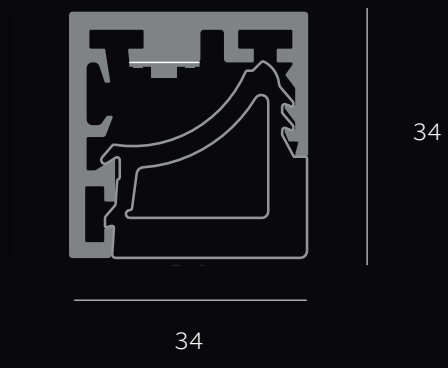

GUIDE

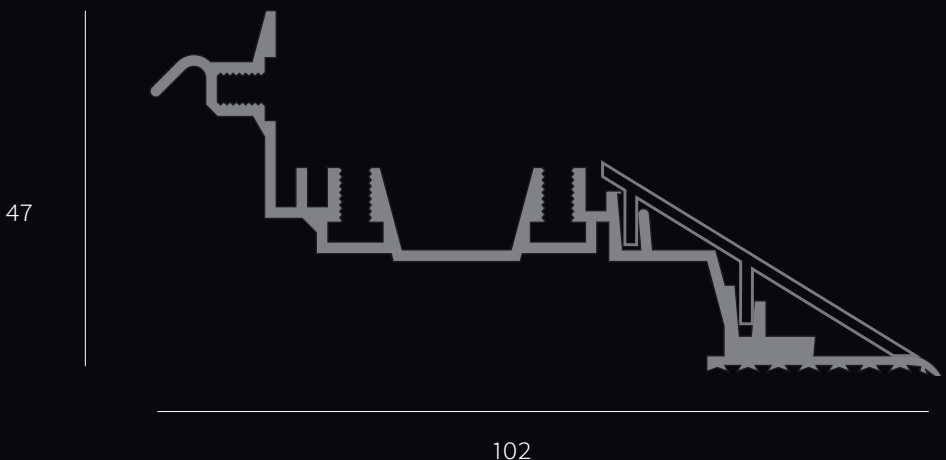

lucifero's
ARCHI-TECH LIGHTING

FILE 2H

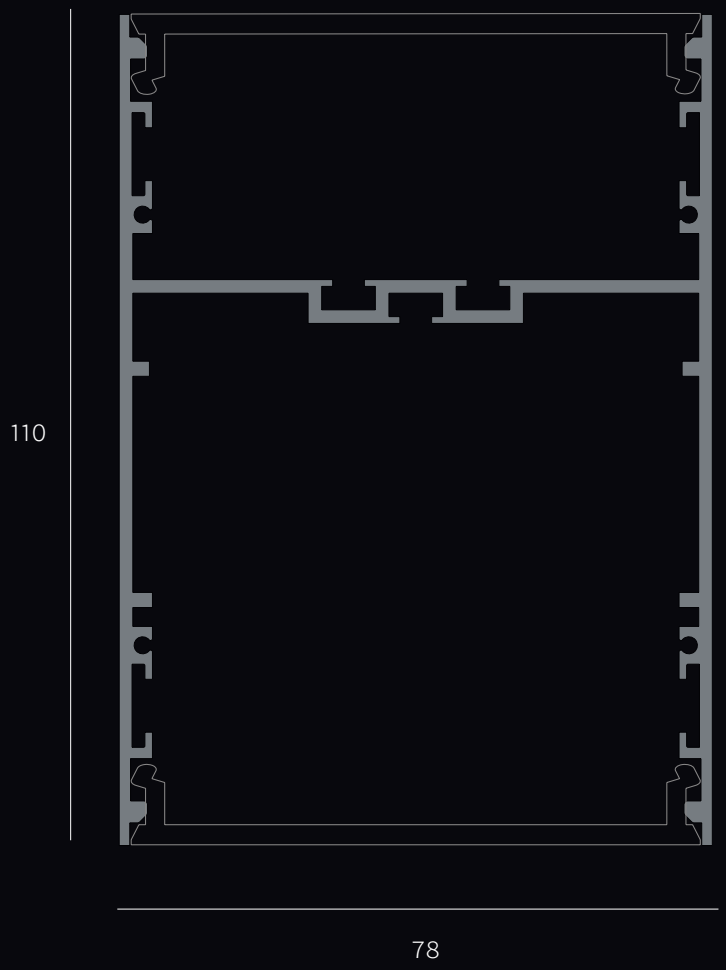

TRACK SYSTEM

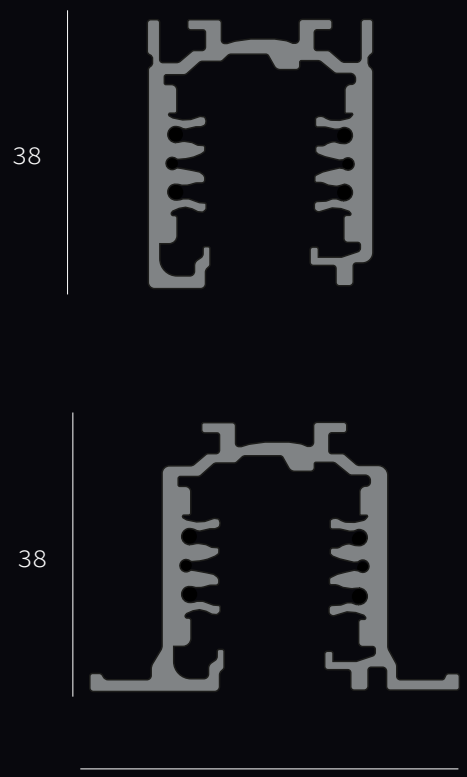

MINI TRACK

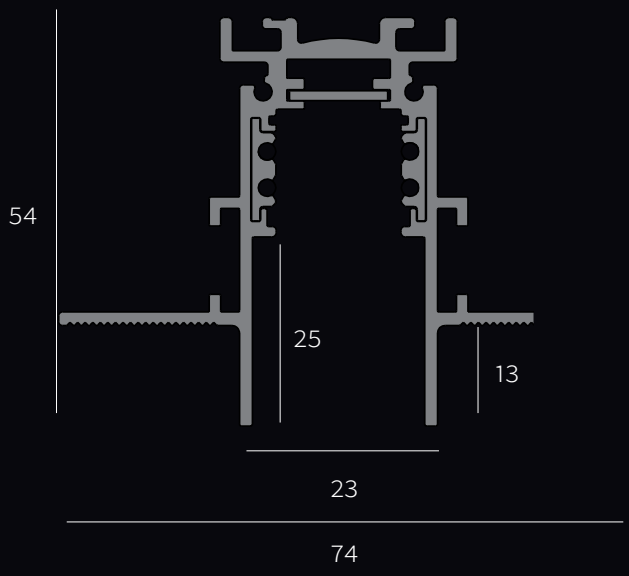

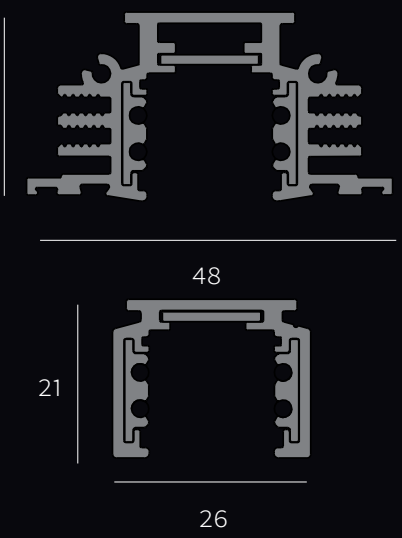

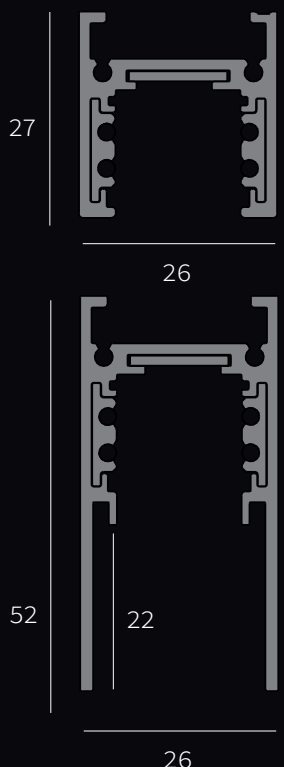

INDICE/INDEX





FILE FLEX

SQUARE SOFFITTO/*CEILING P. 34*

SQUARE SOSPENSIONE/*SUSPENSION P. 36*

CIRCLE SOFFITTO/*CEILING P.38*

CIRCLE SOSPENSIONE / *SUSPENSION P. 40*

SISTEMA/*SYSTEM P. 44*





FILE 30 NEW

SOFFITTO/*CEILING P.62*

INCASSO RASATO/*TRIMLESS RECESSED P.63*

SOSPENSIONE/*SUSPENSION P.64*

SISTEMA/*SYSTEM P.66*





LBS

INCASSO/*RECESSED P.82*

SOFFITTO/*CEILING P.84*

SOSPENSIONE/*SUSPENSION P.86*

PARETE/*WALL P.88*

SISTEMA/*SYSTEM P.90*





FIFTY 5

SOFFITTO/*CEILING P.105*

SOSPENSIONE/*SUSPENSION P.106*

SISTEMA/*SYSTEM P.108*




MICROFILE NEW

SISTEMA/*SYSTEM P.120*




MICROFILE H NEW

SOSPENSIONE / *SUSPENSION P.124*
SOFFITTO/PARETE / WALL/*CEILING P.126*
INCASSO RASATO/ *TRIMLESS RECESSED P.128*
SISTEMA/*SYSTEM P.130*




MINIFILE

INCASSO/*RECESSED P.174*
RASATO/ *TRIMLESS P.176*
SOFFITTO/*CEILING P.178*
SOSPENSIONE/*SUSPENSION P.180*
PARETE/*WALL P.182*
SISTEMA/*SYSTEM P.184*




MINIFILE OPENLIGHT

SEMI INCASSO/*HALF RECESSED P.208*
SOFFITTO/*CEILING P.208*
SOSPENSIONE/*SUSPENSION P.208*
TRACK/*TRACK P.210*
SISTEMA/*SYSTEM P.213*




FILE

INCASSO/*RECESSED P.224*
INCASSO RASATO/ *TRIMLESS P.226*
SOFFITTO/*CEILING P.228*
SOSPENSIONE/*SUSPENSION P.230*
PARETE/*WALL P.232*
SISTEMA/*SYSTEM P.234*




FILE H

SOSPENSIONE/*SUSPENSION P.260*
SOFFITTO/*CEILING P.262*
PARETE/*WALL P.264*
SISTEMA/*SYSTEM P.266*





FILE 2

INCASSO*/RECESSED P.290*

INCASSO RASATO*/ TRIMLESS P.292*

SOFFITTO*/CEILING P.294*

SOSPENSIONE*/SUSPENSION P.296*

PARETE*/WALL P.298*

SISTEMA*/SYSTEM P.302*





FILE 2H

SOSPENSIONE*/SUSPENSION P.326*

PARETE*/WALL P.328*

SISTEMA*/SYSTEM P.332*





FILE PRO

SOSPENSIONE*/SUSPENSION P.344*

TRACK*/TRACK P.345*

SISTEMA*/SYSTEM P.346*





FLIK FLOK NEW

SOSPENSIONE */ SUSPENSION P.354*

PARETE */ WALL P.356*

SISTEMA*/SYSTEM P.358*





GUIDE

SISTEMA */ SYSTEM P.363*





PRO EDGE NEW

SISTEMA */ SYSTEM P.379*





CONTAINER
SISTEMA / *SYSTEM P.368*

MINI TRACK 24/48V
SISTEMA / *SYSTEM P.408*



MICROFILE *P.414*

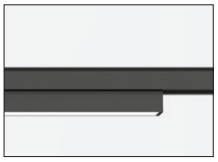

MICROFILE SHANGHAI P.414



LEVA QUADRA P.416



IRIDE P.417

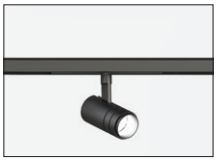

FOCUS P.419



IPIPED P.420



GRID P.423



TRACK SYSTEM 230V
SISTEMA / *SYSTEM P.427*



DIGI P.434



FOCUS TRACK P.436



LEVA QUADRA P.435



MORE P.437



IRIDE P.438



SEMPLICE P.440



PHAR P.442



MINIFILE OPENLIGHT P.444



FILE 2 P.445





MOODWORLD, LADISPOLI
PHOTO: MARCO REGGI



FILE FLEX
A SHAPE INVENTING LIGHT

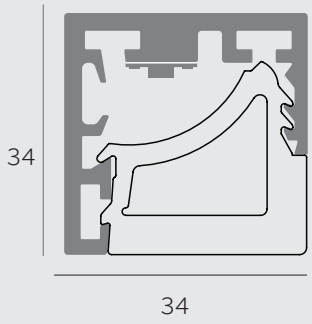

1:1

SEZIONE PROFILO/SECTION PROFILE

FILE FLEX

File Flex identifica una famiglia di apparecchi illuminanti installabili a parete, a soffitto e a sospensione, costituiti da un profilo in estruso di alluminio dalle forme curvilinee. Sono disponibili versioni con sorgente lineare LED con diffusore in silicone estruso flessibile opale per luce diffusa, versioni con proiettori LED per luce d'accento ed equipaggiati con downlight multi ottica della serie Leva. Le versioni a soffitto e a sospensione devono essere completate con accessori obbligatori. Disponibile in moduli finiti o sistema modulare.

File Flex identifies a family of lighting fixtures that can be installed on the wall, ceiling and suspended, consisting of an extruded aluminum profile with curvilinear shapes. The following options are available: with LED linear source with diffuser in extruded flexible opal silicone for diffused light, with LED spotlights for accent light and with multi-optics downlight of the Leva series. The ceiling and suspended versions must be completed with mandatory accessories. Available default modules and modular system.

UK CONFORMITY ASSESSMENT E EUROPEAN CERTIFICATION / UK CONFORMITY ASSESSTMENT AND EUROPEAN CERTIFICATION

PRODOTTI COSTRUITI CON MATERIALE RECICLABILE / PRODUCTS MADE OF RECYCLABLE MATERIAL

5

GARANZIA DI 5 ANNI / 5-YEAR WARRANTY

DIFFUSORE IN SILICONE OPALE /SILICON OPAL DIFFUSER

FINITURE STANDARD /STANDARD FINISHINGS



01-BIANCO/ WHITE



02-NERO/ BLACK



36-ORO/ GOLD

FINITURE PREMIUM /PREMIUM FINISHINGS



81-ORO ROSA/ ROSE GOLD



82-BRONZO/ BRONZE



83-OTTONE SATINATO / BRUSHED BRASS

KELVIN



27 - 2700°K



30 - 3000°K



40 - 4000°K

FASCIO/BEAM



SPOT 20°



FLOOD 32°



WIDE 50°

CURVE FOTOMETRICHE/*PHOTOMETRIC DATA*

LUCE DIFFUSA / *DIFFUSED LIGHT*

FILE FLEX LED

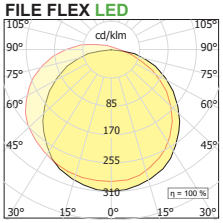

LUCE SPOT / *SPOT LIGHT*

LED 20°

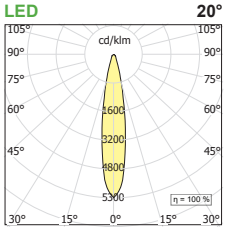

LED 32°

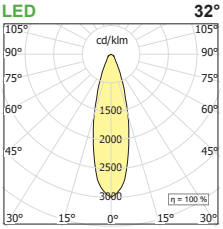

LED 50°

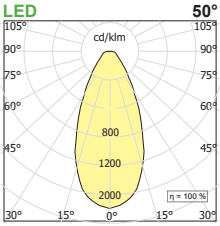



FILE FLEX
MODULI FINITI



/ STAND ALONE MODULES



MOODWORLD, LADISPOLI
PHOTO: MARCO REGGI


FILE FLEX



FILE FLEX SQUARE

SOFFITTO
CEILING

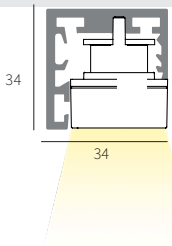

VERSIONI DISPONIBILI/AVAILABLE VERSION

● **KELVIN**

27 2700K

30 3000K

40 4000K

● **FASCIO/**BEAM

S Spot 20°

F Flood 32°

W Wide 50°

/ ## FINITURA/FINISHING

/01 bianco/white

/02 nero/black

/36 oro/gold

/ ## FINITURA PREMIUM /PREMIUM FINISHING

/81 oro rosa shine/shine rose gold

/82 bronzo/ bronze

/83 ottone spazzolato/ brushed brass

COMPOSIZIONE CODICE: xxx.x ●●/##

HOW TO CREATE THE CODE: **F1000.827S/01**

CODE

F1000.8 ● ● /## — finishing

base code | kelvin | beam

FILE FLEX SQUARE SOFFITTO/CEILING P515

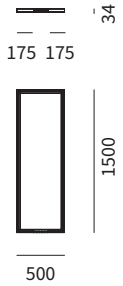



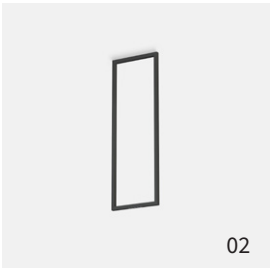



LED					lm product/beam 3000K			
W	mA	Dim.	H	Kg	S 20°	F 32°	W 50°	CODE
11	700	500	1500	5	1000	931	828	**FXP01.9 ● ● /##**

FILE FLEX SQUARE SOFFITTO/CEILING P1015

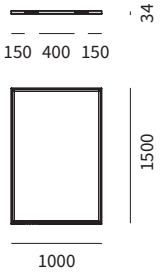





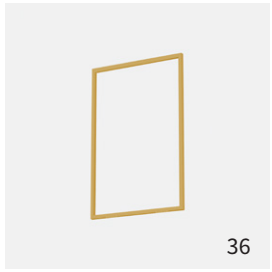

LED					lm product/beam 3000K			
W	mA	Dim.	H	Kg	S 20°	F 32°	W 50°	CODE
22	700	1000	1500	6,2	2000	1862	1656	**FXP02.9 ● ● /##**

FILE FLEX SQUARE SOFFITTO/CEILING P108

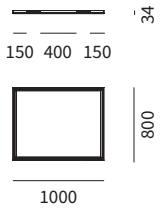



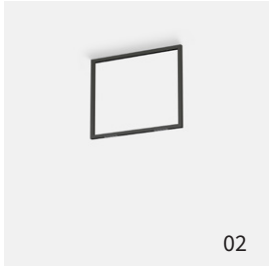



LED					lm product/beam 3000K			
W	mA	Dim.	H	Kg	S 20°	F 32°	W 50°	CODE
22	700	1000	800	4,6	2000	1862	1656	**FXP03.9 ● ● /##**

FILE FLEX SQUARE SOFFITTO/CEILING P158

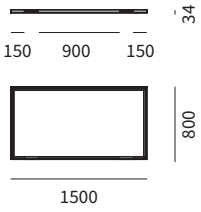







LED					lm product/beam 3000K			
W	mA	Dim.	H	Kg	S 20°	F 32°	W 50°	CODE
22	700	1500	800	5,9	2000	1862	1656	**FXP04.9 ● ● /##**

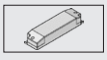

DRIVERS VEDI | SEE **P.447** 700



FILE FLEX SQUARE

SOSPENSIONE
SUSPENSION

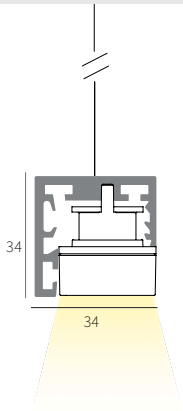

VERSIONI DISPONIBILI/AVAILABLE VERSION

● **KELVIN**

27 2700K

30 3000K

40 4000K

● **FASCIO/**BEAM



S Spot 20°

F Flood 32°

W Wide 50°

/ ## FINITURA/FINISHING

/01 bianco/white

/02 nero/black

/36 oro/gold

/ ## FINITURA PREMIUM /PREMIUM FINISHING

/81 oro rosa shine/shine rose gold

/82 bronzo/ bronze

/83 ottone spazzolato/ brushed brass

/ ## FINITURA ROSONI/ FINISHING CANOPY

/01 bianco/white

/02 nero/black

COMPOSIZIONE CODICE: xxx.x ● ●/##

HOW TO CREATE THE CODE: **F1000.827S/01**

CODE

F1000.8 ● ● **/##** — finishing

base code | kelvin | beam

FILE FLEX SQUARE SOSPENSIONE/SUSPENSION S515

700 IP20 UGR <16 CRI >90

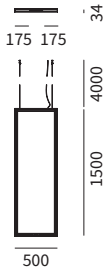

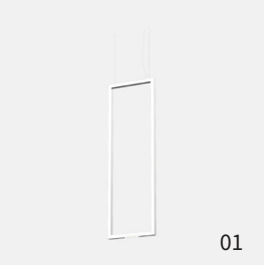



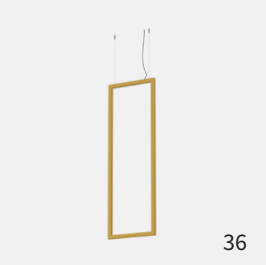

LED W	mA	Dim. H		Kg	lm product/beam 3000K S 20°	F 32°	W 50°	CODE
11	700	500	1500+4000	5	1000	931	828	**FXS01.9** ● ● /##

FILE FLEX SQUARE SOSPENSIONE/SUSPENSION S1015

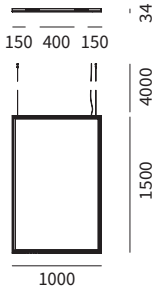

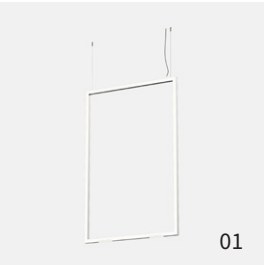

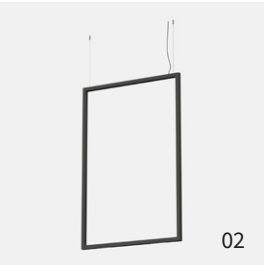

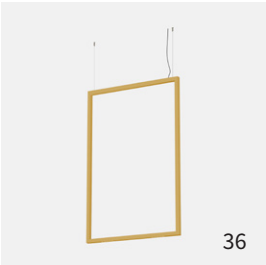

LED W	mA	Dim. H		Kg	lm product/beam 3000K S 20°	F 32°	W 50°	CODE
22	700	1000	1500+4000	6,2	2000	1862	1656	**FXS02.9** ● ● /##

FILE FLEX SQUARE SOSPENSIONE/SUSPENSION S108

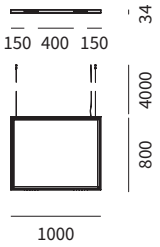

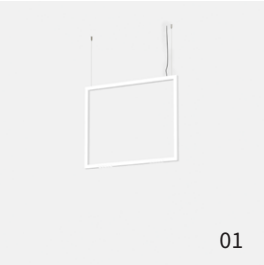





LED W	mA	Dim. H		Kg	lm product/beam 3000K S 20°	F 32°	W 50°	CODE
22	700	1000	800+4000	4,6	2000	1862	1656	**FXS03.9** ● ● /##

FILE FLEX SQUARE SOSPENSIONE/SUSPENSION S158

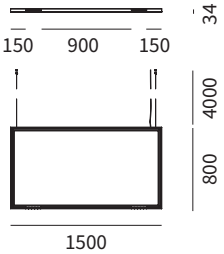

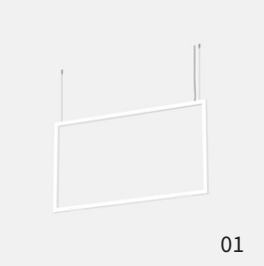

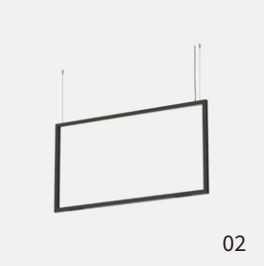



LED W	mA	Dim. H		Kg	lm product/beam 3000K S 20°	F 32°	W 50°	CODE
22	700	1500	800+4000	5,9	2000	1862	1656	**FXS04.9** ● ● /##

ROSONE OPZIONALE CON ALIMENTATORE ON/OFF/ OPTIONAL CANOPY, DRIVER ON/OFF INCLUDED

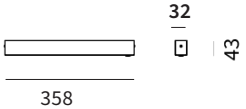

W	mA	mm	H	CODE
MAX 38W	700	358 x 32	42	**FXS100**/##

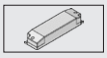

DRIVERS VEDI | SEE **P.447** 700



FILE FLEX CIRCLE

SOFFITTO
CEILING



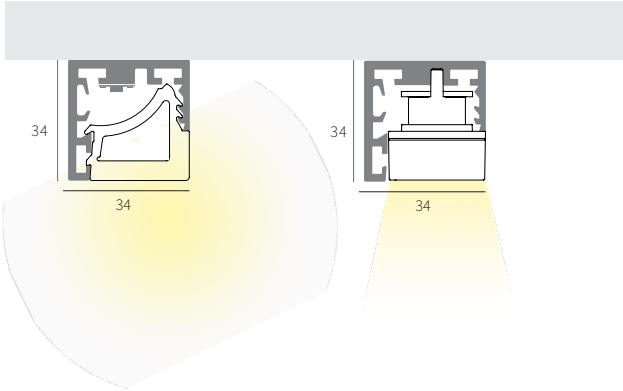

VERSIONI DISPONIBILI/AVAILABLE VERSION

● KELVIN		○ KELVIN	
27	2700K	30	3000K
30	3000K	40	4000K
40	4000K		

● **FASCIO/**BEAM

- **S** Spot 20°
- **F** Flood 32°
- **W** Wide 50°

● **DIMMABLE** (OPTIONAL)

- **D** Dali Touch & Dimm
- **D10** Dimmerabile 1-10V / Dimmable 1-10V

/ ## FINITURA/FINISHING

- **/01** bianco | white
- **/02** nero | black
- **/36** oro | gold

/ ## FINITURA PREMIUM /PREMIUM FINISHING

- **/81** oro rosa shine/shine rose gold
- **/82** bronzo/ bronze
- **/83** ottone spazzolato/ brushed brass

VERSIONI CON LEVA | MODEL WITH LEVA

- **/01** telaio bianco, ottica nera | white frame, black optic
- **/02** telaio nero, ottica nera | black frame, black optic
- **/41** telaio bianco, ottica bianca | white frame, white optic
- **/42** telaio nero, ottica oro | black frame, gold optic

COMPOSIZIONE CODICE: xxx.x ● ● ●/##
HOW TO CREATE THE CODE: **F1000.827SD/01**

CODE
F1000.8 ● ● ● /## — finishing
base code | kelvin | beam | dimmable

FILE FLEX CIRCLE SOFFITTO/CEILING - 24V
LUCE DIRETTA E DIFFUSA / DIRECT AND DIFFUSED LIGHT

24V IP40 LED inc. UGR <19 CRI >80 5 UK CA CE

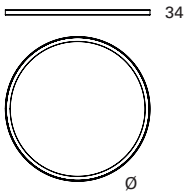







LED W	ø	Kg	lm/Prod. 3000K	CODE
33	500	2,5	1886	**FXA31.8 O/##**
53	800	3,9	3068	**FXA32.8 O/##**
67	1000	4,8	3860	**FXA33.8 O/##**
81	1200	5,9	4666	**FXA34.8 O/##**
101	1500	8,0	5880	**FXA35.8 O/##**
121	1800	8,9	7068	**FXA36.8 O/##**
169	2500	12,2	9867	**FXA37.8 O/##**
203	3000	14,8	11887	**FXA38.8 O/##**

Note: Da completare con alimentatore | To be completed with power supply
Il prodotto di diametro 2500/3000 verrà consegnato in 2 o più parti assemblabili | Please note the products of 2500/3000 diameter will be delivered in 2 or more parts.

FILE FLEX CIRCLE SOFFITTO/CEILING - 48V
A LUCE DIRETTA / DIRECT LIGHT

48V IP40 LED inc. UGR <16 CRI >90 5 UK CA CE











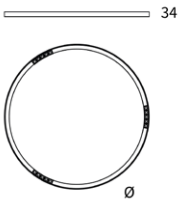

33W



44W



66W



77W



88W

LED W	ø	Kg	lm product/beam 3000K S 20°	F 32°	W 50°	CODE
33	500	2,4	3000	2793	2484	**FXC01.9 ●●● /##**
44	800	3,8	4000	3724	3312	**FXC02.9 ●●● /##**
66	1000	4,7	6000	5586	4968	**FXC03.9 ●●● /##**
77	1200	5,8	7000	6517	5796	**FXC04.9 ●●● /##**
88	1500	7,9	8000	7448	6624	**FXC05.9 ●●● /##**

Da completare con alimentatore | To be completed with power supply
Per le versioni D e D10 abbinare driver 48V ON/OFF. | For versions D and D10 combine 48V ON / OFF drivers

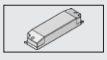

DRIVERS VEDI | SEE **P.447** 24V 48V



FILE FLEX CIRCLE

SOSPENSIONE
SUSPENSION

Cantina Cucina - Cefalù
Photo Aldo Belvedere

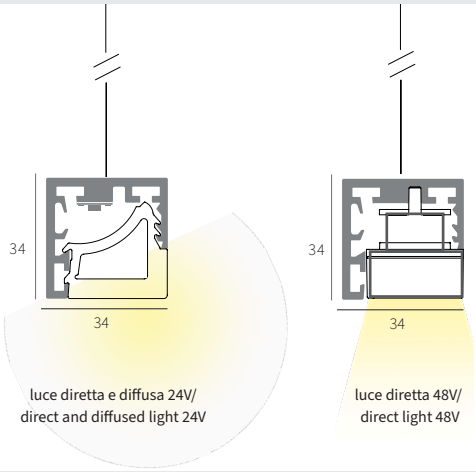

VERSIONI DISPONIBILI/AVAILABLE VERSION

● KELVIN		○ KELVIN	
27	2700K	30	3000K
30	3000K	40	4000K
40	4000K		

● **FASCIO/**BEAM



S Spot 20°
F Flood 32°
W Wide 50°

● **DIMMABLE** (OPTIONAL)
D Dali Touch & Dimm
D10 Dimmerabile 1-10V / Dimmable 1-10V

/ ## FINITURA/FINISHING
/01 bianco/white
/02 nero/black
/36 oro/gold

/ ## FINITURA PREMIUM /PREMIUM FINISHING
/81 oro rosa shine/shine rose gold
/82 bronzo/ bronze
/83 ottone spazzolato/ brushed brass

VERSIONI CON LEVA/MODEL WITH LEVA
/01 telaio bianco, ottica nera
/02 telaio nero, ottica nera
/41 telaio bianco, ottica bianca
/42 telaio nero, ottica oro

COMPOSIZIONE CODICE: xxx.x ● ● ● ●/##
HOW TO CREATE THE CODE: **F1000.827SXD/01**
CODE

F1000.8 — base code
● kelvin
● beam
● diffuser
● /## — dimmable — finishing

FILE FLEX CIRCLE SOSPENSIONE/SUSPENSION - 24V

LUCE DIRETTA E DIFFUSA / DIRECT AND DIFFUSED LIGHT

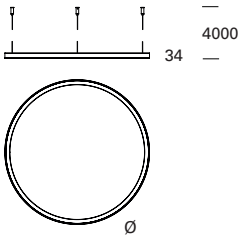

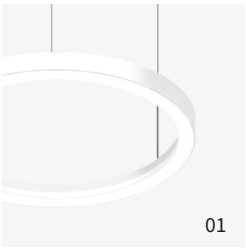





LED W	ø	Kg	lm/prod. 3000K	CODE
33	500	2,5	1886	**FXA41.8 ○ /##**
53	800	3,9	3068	**FXA42.8 ○ /##**
67	1000	4,8	3860	**FXA43.8 ○ /##**
81	1200	5,9	4666	**FXA44.8 ○ /##**
101	1500	8,0	5880	**FXA45.8 ○ /##**
121	1800	8,9	7068	**FXA46.8 ○ /##**
169	2500	12,2	9867	**FXA47.8 ○ /##**
203	3000	14,8	11887	**FXA48.8 ○ /##**

Da completare con rosone e alimentatore - To complete with canopy and power supply
Note: | Il prodotto di diametro 2500/3000 verrà consegnato in 2 o più parti assemblabili | Please note the products of 2500/3000 diameter will be delivered in 2 or more parts.

FILE FLEX CIRCLE SOSPENSIONE/SUSPENSION SPOT - 48V

LUCE DIRETTA/ DIRECT LIGHT











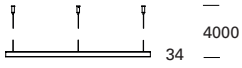



33W



44W



66W



77W



88W

LED W	ø	Kg	lm product/beam 3000K 20°	32°	50°	CODE
33	500	2,4	3000	2793	2484	**FXC21.9 ● ● ● /##**
44	800	3,8	4000	3724	3312	**FXC22.9 ● ● ● /##**
66	1000	4,7	6000	5586	4968	**FXC23.9 ● ● ● /##**
77	1200	5,8	7000	6517	5796	**FXC24.9 ● ● ● /##**
88	1500	7,9	8000	7448	6624	**FXC25.9 ● ● ● /##**

Da completare con rosone e alimentatore - To complete with canopy and power supply
Per le versioni D e D10 abbinare driver 48V ON/OFF. | For D and D10 version choice 48V on/off driver.

ROSONI DISPONIBILI AVAILABLE CANOPIES **VEDI |** SEE P.43

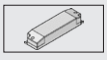

DRIVERS VEDI | SEE **P.447**

FILE FLEX CIRCLE

SOSPENSIONE
SUSPENSION



MED STORE - PIEDIRIPA (MC)
PROJECT: HARGONE [illegible] H.A.PALMIERI
PHOTO: MASSIMO [illegible]

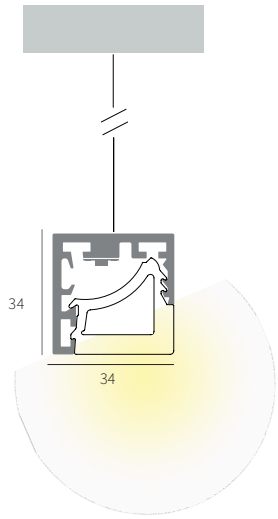

VERSIONI DISPONIBILI/AVAILABLE VERSION

● **KELVIN**
27 2700K
30 3000K
40 4000K

/ ## FINITURA/FINISHING
/01 bianco/white
/02 nero/black
/36 oro/gold

/ ## FINITURA PREMIUM /PREMIUM FINISHING
/81 oro rosa shine/shine rose gold
/82 bronzo/ bronze
/83 ottone spazzolato/ brushed brass

/ ## FINITURA ROSONI /FINISHING CANOPY
/01 bianco/white
/02 nero/black

COMPOSIZIONE CODICE: xxx.x ● /##
HOW TO CREATE THE CODE: **F1000.827/01**

CODE
F1000.8 ● /## — finishing
base code kelvin

FILE FLEX CIRCLE **SOSPENSIONE** / SUSPENSION
A LUCE DIRETTA E DIFFUSA / DIRECT AND DIFFUSED LIGHT

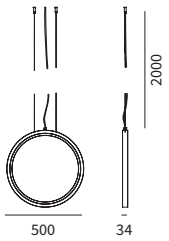

CIRCLE C50

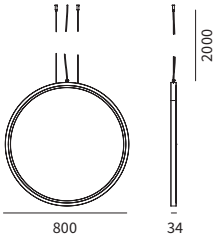

CIRCLE C80



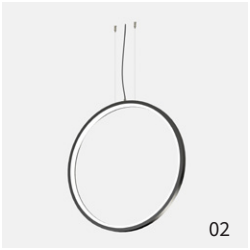

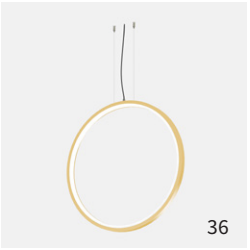

LED

W	ø mm	H mm	Kg	lm product 3000K	CODE
35	500	2000	2,8	2107	**FXV21.8 ● /##**
55	800	2000	4,3	3310	**FXV22.8 ● /##**

Da completare con rosone To complete with canopy : LB420: rosone 230V - canopy 230V - LB421: rosone per alloggiamento driver - canopy for housing driver - LB428: rosone per cartongesso - canopy for plasterboard false-ceiling. Da completare con alimentatore. To be completed with power supply

ROSONI DISPONIBILI AVAILABLE CANOPIES

ROSONE CONNESSIONE CANOPY CONNECTION



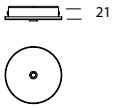

Kg	ø mm	CODE
0.11	90	**LB420/##**

ROSONE PER ALLOGGIAMENTO DRIVER (NON INCLUSO) CEILING CANOPY TO HOUSE THE DRIVER (NOT INCLUDED)



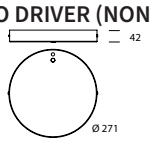

Kg	H mm	ø mm	CODE
0.18	42	271	**LB421/##**

ROSONE PER CARTONGESSO CANOPY FOR PLASTERBOARD CEILING





Kg	taglio /cut	ø mm	CODE
0.11	ø 80	90	**LB428/##**

ROSONE RETTANGOLARE RECTANGULAR CANOPY



	CODE
senza alimentatore /without driver	**FXS103 /##**
CON alimentatore /WITH driver driver 24Vdc max 60W	**FXS101 /##**

CAVO ALIMENTAZIONE POWER CABLE



Dim	L.mm	Kg	CODE
2x1,5	4000	2,86	**FX05.4000 /##**
4x1,5	4000	3,60	**FX07.4000 /##**

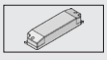

DRIVERS **VEDI** | SEE **P.447** 24V



FILE FLEX
SISTEMA / *SYSTEM*





location: Singular Glass Villena Spagna
project: Oscar Vidal Studio



FILE FLEX SISTEMA/SYSTEM

PROFILO VUOTO EMPTY PROFILE



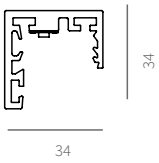

L.mm	Kg	CODE
1000	0,82	**FX00.1000 /##**
2000	1,64	**FX00.2000 /##**
3000	2,46	**FX00.3000 /##**
- - - - -		**FX00.misura /##**

PROFILO DI CHIUSURA IN ESTRUSO DI ALLUMINIO EXTRUDED ALUMINIUM CLOSING COVER

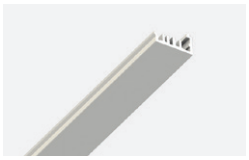

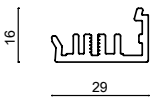

L.mm	Kg	CODE
1000	0,4	**FX02.1000 /##**
2000	0,8	**FX02.2000 /##**
3000	1,2	**FX02.3000 /##**
- - - - -		**FX02.misura /##**

DIFFUSORE IN SILICONE SILICONE DIFFUSER



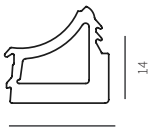

L.mm		Kg/m	CODE
- - - - -	BIANCO/WHITE	0,8	**FX03.misura**
- - - - -	NERO / BLACK	0,8	**FX03C.misura/02**

Lunghezza massima 20 m - Maximum lenght 20m

TESTATE DI CHIUSURA / COUPLE OF CLOSURE HEADS



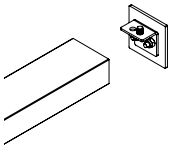

CODE
FX100 /##

KIT DI GIUNZIONE / INTERNAL JOINT



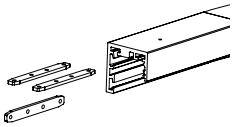

CODE
FX101

KIT SOSPENSIONE 1 CAVO ACCIAIO / SINGLE STEEL HANGING KIT



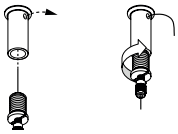

L.mm	CODE
4000	**FX06.4000**

CAVO DI ALIMENTAZIONE BIPOLARE PER CABLAGGIO INTERNO /INTERNAL BIPOLAR CABLE



L.mm	CODE
-----	**FX04.misura**

NOTE: Da ordinare della lunghezza totale dello sviluppo della composizione

REGOLATORE ORIZZONTALE PER SOSPENSIONE/ ANTI SWINGING FOR SUSPENSION **NEW**





CODE
FX06L

COPPIA DI CONNETTORI A SALDATURA RAPIDA / COUPLE OF CONNECTORS FAST WELDING



CODE
FX103

CURVA TIPO A IN ESTRUSO DI ALLUMINIO
CURVE TYPE A



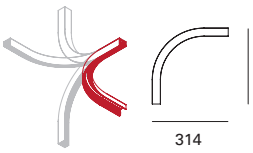

Kg	CODE
0,45	**FX01A/##**

CURVA TIPO B IN ESTRUSO DI ALLUMINIO
CURVE TYPE B



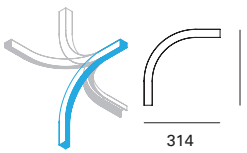

Kg	CODE
0,45	**FX01B/##**

CURVA TIPO C IN ESTRUSO DI ALLUMINIO
CURVE TYPE C





Kg	CODE
0,45	**FX01C/##**

CURVA TIPO D IN ESTRUSO DI ALLUMINIO
CURVE TYPE D





Kg	CODE
0,45	**FX01D/##**

GUIDA ALLE SCELTA DELLE CURVE CURVES CHOICE GUIDE

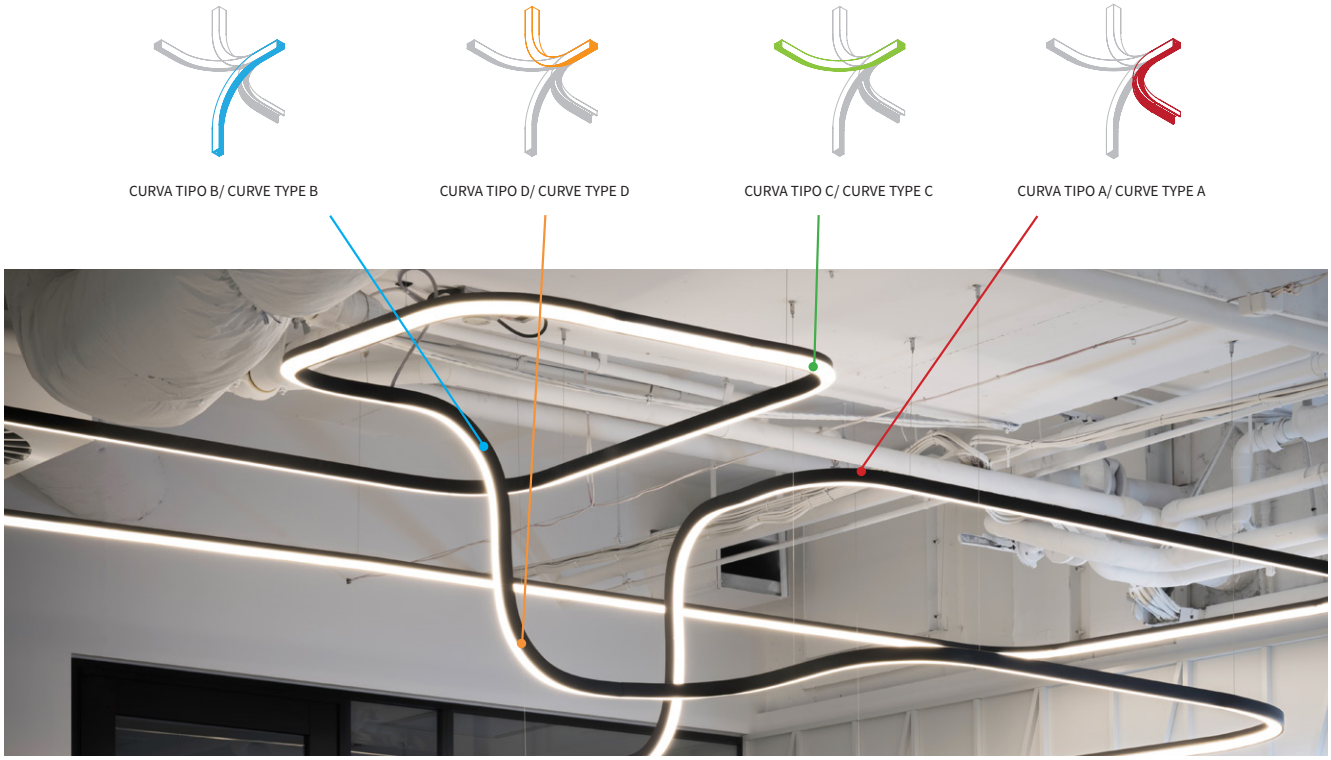

/ ## FINITURA STANDARD /STANDARD FINISHING

- **/01** bianco/white
- **/02** nero/black
- **/36** oro / gold

/ ## FINITURA PREMIUM /PREMIUM FINISHING

- **/81** oro rosa shine/shine rose gold
- **/82** bronzo/ bronze
- **/83** ottone spazzolato/ brushed brass

ROSONI DISPONIBILI AVAILABLE CANOPIES

ROSONE CONNESSIONE / CANOPY CONNECTION



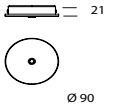

Kg	ø mm	CODE
0.11	90	**LB420/##**

ROSONE PER ALLOGGIAMENTO DRIVER / CEILING CANOPY TO HOUSE THE DRIVER



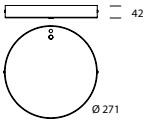

Kg	H mm	ø mm	CODE
0.18	42	271	**LB421/##**

ROSONE PER CARTONGESSO / CANOPY FOR PLASTERBOARD CEILING



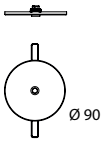

Kg	taglio /cut	ø mm	CODE
0.11	ø 80	90	**LB428/##**

ROSONE RETTANGOLARE / RECTANGULAR CANOPY



	CODE
SENZA alimentatore /WITHOUT driver	**FXS103/##**
CON alimentatore /WITH driver 24Vdc max 60W	**FXS101/##**

CAVO ALIMENTAZIONE / POWER CABLE



Dim	L.mm	Kg	CODE
2x0,75	4000	1,86	**FX05.4000/##**
4x0,75	4000	3,60	**FX07.4000/##**

DISPOSIZIONE ALIMENTATORI NEL ROSONE

POWER SUPPLIES POSITIONING INTO THE CANOPY ROSE CEILING

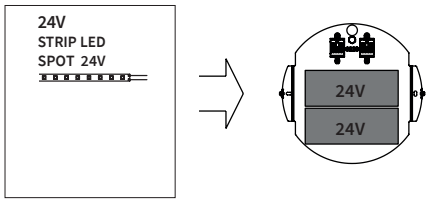

	nr.max
AE50.24V AE75.24V AE100.2.24V AE150.24VIP AE150D.24VIP	2
AE100D.24V	1

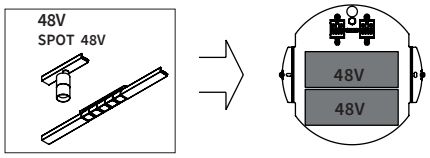

	nr.max
AE50.48V AE75.48V AE100.48V	2

/ ## FINITURA/FINISHING

/01 bianco/white

/02 nero/black

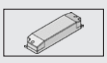

DRIVERS VEDI | SEE **P.447**

FILE FLEX ELEMENTI LUMINOSI
LIGHTING ELEMENTS

LINEA DI LUCE PER SISTEMI CURVI TIPO B, D e LINEARI / LED LINE FOR CURVES TYPE B, D AND LINEAR SYSTEM



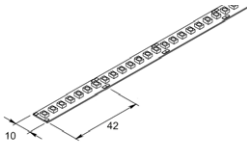

LINEA DI LUCE - LED LINE

W/m	Led/m	K	lm/m	lm/W	CRI	IP	L.mm	CODE
22	168	3000	3015	139	80	20	5000	**ST22.30.5**
22	168	4000	3270	139	80	20	5000	**ST22.40.5**

LINEA DI LUCE 3D PER CURVE TIPO A E C LED LINE 3D FOR CURVES TYPE A AND C





W/m	W	lm/m	K	Kg	L.mm	CODE
22	11	1507	3000	0,18	500	**FX260.830**
		1635	4000	0,18	500	**FX260.840**

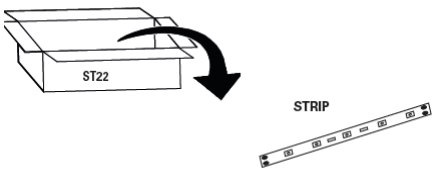

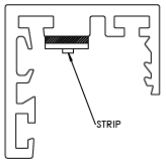

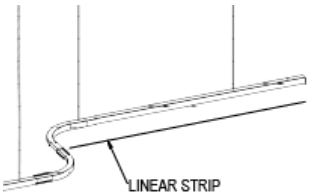

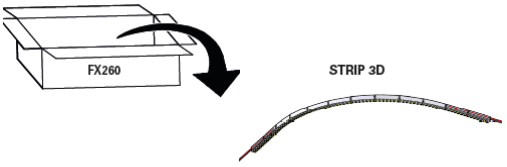

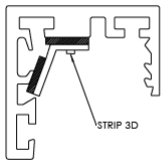

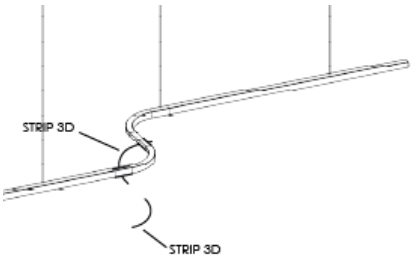

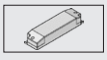

DRIVERS VEDI | SEE **P.447** 24V

FILE FLEX SISTEMA ELEMENTI SPOT
FILE FLEX SYSTEM SPOT ELEMENTS

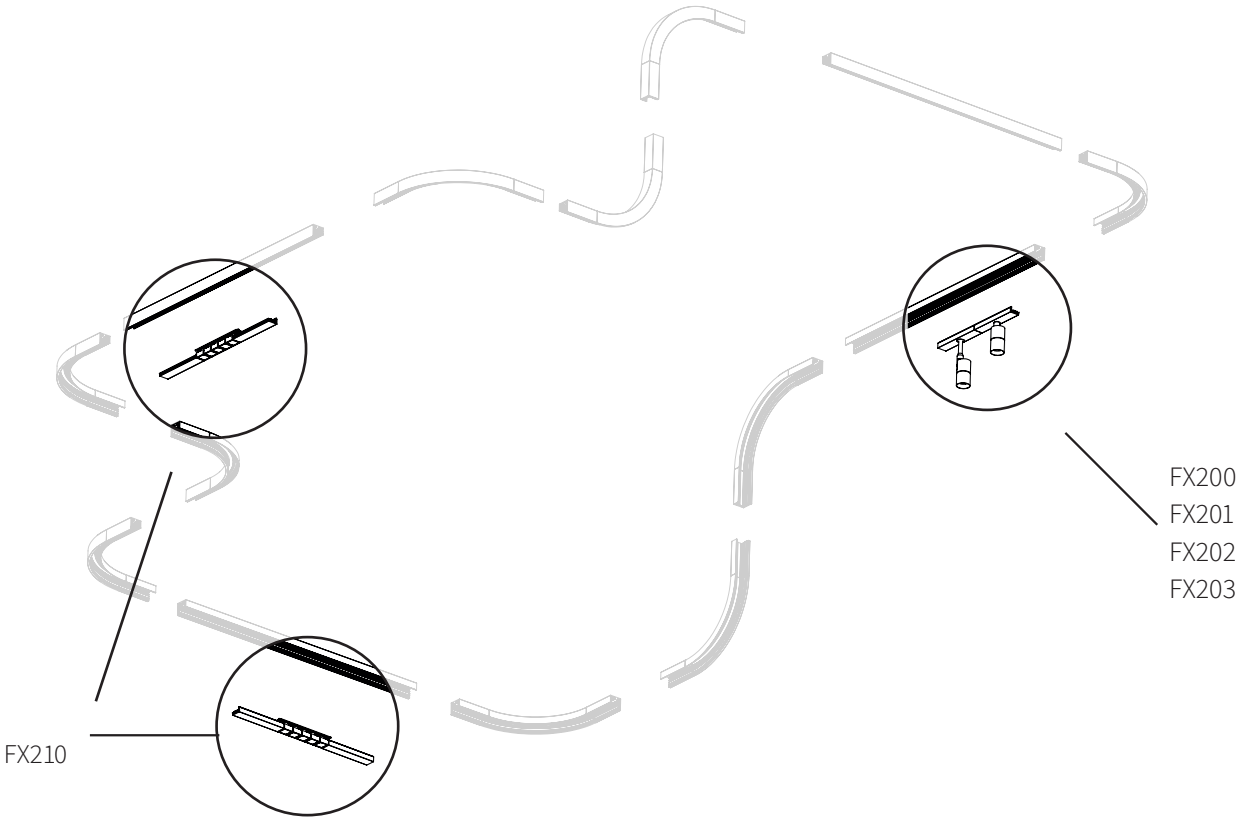

VERSIONI DISPONIBILI/AVAILABLE VERSION

● **KELVIN**

27 2700K

30 3000K

40 4000K

● **FASCIO**/BEAM

S Spot 19°

F Flood 25°

Z Asymmetric 18°x38°

○ **FASCIO**/BEAM

S Spot 20°

F Flood 32°

W Wide 50°

● **DIMMABLE** (OPTIONAL)

D Dali Touch & Dimm

D10 Dimmerabile 1-10V / Dimmable 1-10V

DRIVERS VEDI | SEE **P.447**

FINISHING FOCUS

/01 bianco/white

/02 nero/black

/36 oro/gold

FINISHING LEVA

/01 telaio bianco, ottica nera/white box, black optic

/02 telaio nero, ottica nera/black box, black optic

/36 telaio oro, ottica oro/gold box, golden optic

/41 telaio bianco, ottica bianca/plate box, white optic

/42 telaio nero, ottica oro/black box, gold optic

COMPOSIZIONE CODICE: xxx.x●●●●/##

HOW TO CREATE THE CODE: **F1000.827SXD/01**

CODE

F1000.8 ● ● ● ● **/##** — finishing

base code | kelvin | beam | diffuser | dimmable

.misura indicare la misura necessaria in mm. / indicate the right measure in mm.

FOCUS Ø36 FILE FLEX 24/48V PROJECTOR



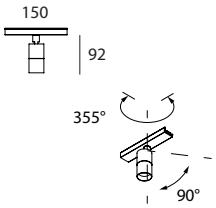







Da completare con alimentatore | To be completed with power supply
Per le versioni D e D10 abbinare driver 24V/48V on/off | For D and D10 version choice 24V/48V on /off driver

LED 24/48V				lm product/beam 3000K				
W	ø	H	Kg	S19°	F25°	Z18°x38°	CODE	Col.
8	36	92	0,30	665	695	508	**FX200.9**	/##

FOCUS Ø36 "LE NOTE" FILE FLEX 24/48V PROJECTOR



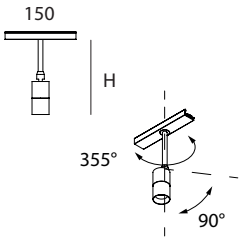







Da completare con alimentatore | To be completed with power supply
Per le versioni D e D10 abbinare driver 24V/48V on/off | For D and D10 version choice 24V /48Von /off driver

LED 24/48V					lm product/beam 3000K			
W	ø	H	L.mm	Kg	S19°	F25°	Z18°x38°	CODE
8	36	132	150	0,3	665	695	508	**FX201.9** /##
8	36	212	150	0,32	665	695	508	**FX202.9** /##
8	36	292	150	0,35	665	695	508	**FX203.9** /##





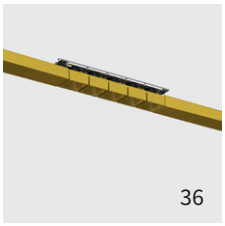





LEVA 5 FILE FLEX - 24/48V



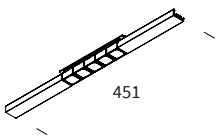

LED 24/48V				lm product/beam 3000K			
W	Dim.	H	Kg	S20°	F32°	W50°	CODE
11	30X451	28	0,2	1000	931	828	**FX210.9** /##

Da completare con alimentatore | To be completed with power supply
Per le versioni D e D10 abbinare driver 24V/48V on/off | For D and D10 version choice 24V /48Von /off driver

LEVA 10 FILE FLEX - 48V



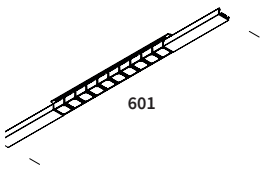

LED 48V				lm product/beam 3000K			
W	Dim.	H	Kg	S20°	F32°	W50°	CODE
22	30X601	28	0,3	2000	1862	1656	**FX211.9** /##

Da completare con alimentatore | To be completed with power supply
Per le versioni D e D10 abbinare driver 48V on/off | For D and D10 version choice 48Von /off driver





FILE 30 NEW



Location Abitazione Privata
Studio Design Inc
Project Marco Polillo
Photo Dante Manuele De Santis


IMAGINE
IS
REAL
LOVE ISN'T
SOMETHING YOU
FIND. LOVE IS
SOMETHING
THAT FINDS
YOU.

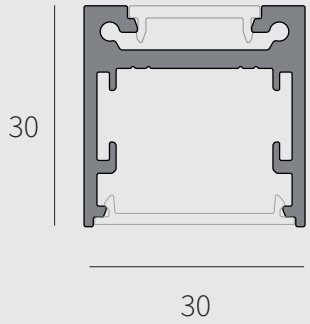

1:1

SEZIONE PROFILO/SECTION *PROFILE*

FILE 30

NEW

Profili in estruso di alluminio 30x30mm, mono o bi emissione, per installazione a soffitto, a parete, a sospensione, incasso rasato con sorgenti lineari led. Finitura verniciata. Schermi diffondenti in policarbonato opalino e testate di chiusura laterali con sistema Light Proof. La sue dimensioni lo rendono idoneo per installazione su soffitti radianti mediante opportuna staffa. Grado di protezione IP20/IP40. Disponibili in moduli finiti e sistema modulare.

Extruded aluminum profiles 30x30mm, mono or bi - emission, for ceiling, wall, suspension, trimless recessed installation with linear LED sources Painted finishing. Opal polycarbonate diffusing screens and end heads with Light Proof system. IP20 / IP40. Available default modules and modular system.

UK CONFORMITY ASSESSMENT E EUROPEAN CERTIFICATION / UK CONFORMITY ASSESSTMENT AND EUROPEAN CERTIFICATION

PRODOTTI COSTRUITI CON MATERIALE RECICLABILE / PRODUCTS MADE OF RECYCLABLE MATERIAL

GARANZIA DI 5 ANNI / 5-YEAR WARRANTY

MONO EMISSIONE/ MONO EMISSION

BI EMISSIONE/ DOUBLE EMISSION

DIFFUSORE OPAL / OPAL DIFFUSER

DIFFUSORE MICROPRISMATICO A LUMINANZA CONTROLLATA/MICROPRISMATIC DIFFUSER CONTROLLED LUMINANCE (CONFORME ALLA NORMATIVA EN 12464-1) / *(CONFORM TO STANDARD EN 12464-1)*
Le lampade Lucifero's possono essere equipaggiate con un diffusore microprismatico in alternativa al diffusore standard opalino. Questa versione rende l'illuminazione ideale per ambienti di lavoro ove sia necessaria un bassa luminanza, una migliore distribuzione della luce ed un effetto anti riflesso. / Lucifero's lamps can be equipped with a microprismatic diffuser as an alternative to the standard opal diffuser. This version makes the lighting ideal for work environments where low luminance, better light distribution and an anti-reflection effect are required.

LINEA LED RGB - RGB WHITE / RGB - RGBW LINEAR LED

FINITURE/FINISHINGS


01-BIANCO/WHITE


02-NERO/BLACK

FINITURE PREMIUM /PREMIUM


81-ORO ROSA/ PINK GOLD


82-BRONZO/ BRONZE


83-OTTONE SATINATO / BRUSHED BRASS

KELVIN


27 - 2700K


30 - 3000K


40 - 4000K



FILE 30
MODULI
DEFAULT



CEILING

CEILING MOUNTED ON RADIANT PANELS

FILE 30

FINITI E SISTEMA
MODULE & SYSTEM



FILE 30

SOFFITTO
CEILING

VERSIONI DISPONIBILI/AVAILABLE VERSION

● **KELVIN**

27 2700K
30 3000K
40 4000K

● **DIFFUSORE/**DIFFUSER

P **Diffusore in policarbonato bianco opale |** White opal policarbonate

X **Microprismatic ***

* Diffusore microprismatico a luminanza controllata (conforme alla normativa EN 12464-1). | Microprismatic diffuser controlled luminance (conform to standard EN 12464-1).

/## FINITURA/FINISHING

/01 bianco | white
/02 nero | black

/ ## FINITURA PREMIUM /PREMIUM FINISHING

/81 oro rosa shine/shine pink gold
/82 bronzo/ bronze
/83 ottone spazzolato/ brushed brass

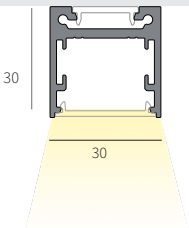

FILE 30 SOFFITTO - CEILING

LUCE DIRETTA E DIFFUSA / DIRECT AND DIFFUSED LIGHT

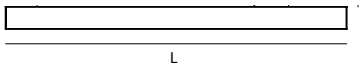





linear di luce - LED line

W	L mm	Kg	lm. prod/3000K	CODE
21W	964	0,60	1958	**F3021.8 ● ● /##**
27,7W	1264	0,80	2611	**F3022.8 ● ● /##**
34,3W	1564	1,00	3263	**F3023.8 ● ● /##**

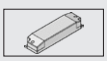

DRIVERS VEDI | SEE **P448** 24V



FILE 30

INCASSO RASATO
TRIMLESS RECESSED

VERSIONI DISPONIBILI/AVAILABLE VERSION

● **KELVIN**

27 2700K
30 3000K
40 4000K

● **DIFFUSORE/**DIFFUSER

P **Diffusore in policarbonato bianco opale |** White opal policarbonate

X **Microprismatic ***

* Diffusore microprismatico a luminanza controllata (conforme alla normativa EN 12464-1). | Microprismatic diffuser controlled luminance (conform to standard EN 12464-1).

/## FINITURA/FINISHING

/01 bianco | white

COMPOSIZIONE CODICE: xxx.x ●● /##
HOW TO CREATE THE CODE: **F1000.827X/01**

CODE
F1000.8 ● ● /## — finishing
base code | kelvin | diffuser

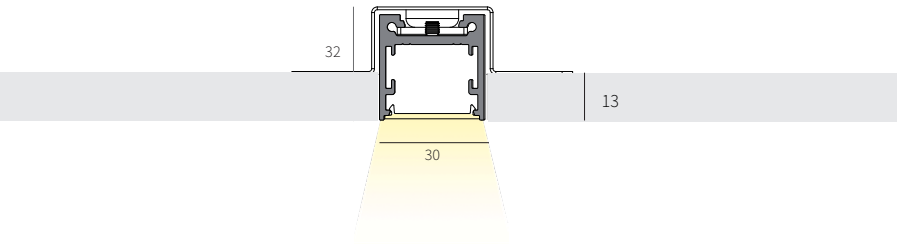

FILE 30 INCASSO RASATO - TRIMLESS RECESSED
LUCE DIRETTA E DIFFUSA / DIRECT AND DIFFUSED LIGHT

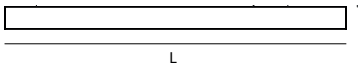



linear di luce - LED line

W	L.mm	Kg	lm. prod/3000K	CODE
21W	964	0,70	1958	**F3011.8 ●● /##**
27,7W	1264	0,90	2611	**F3012.8 ●● /##**
34,3W	1564	1,10	3263	**F3013.8 ●● /##**

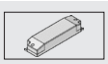

DRIVERS VEDI | SEE **P.447** 24V



FILE 30

SOSPENSIONE
SUSPENSION

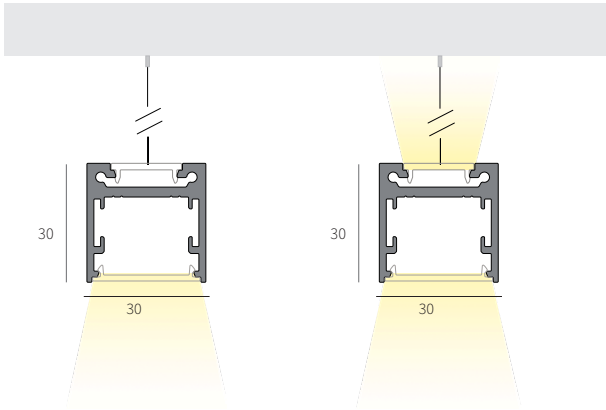

VERSIONI DISPONIBILI/AVAILABLE VERSION

● **KELVIN**

27 2700K
30 3000K
40 4000K

● **DIFFUSORE/**DIFFUSER

P **Diffusore in policarbonato bianco opale |** White opal policarbonate

X **Microprismatic ***

* Diffusore microprismatico a luminanza controllata (conforme alla normativa EN 12464-1). | Microprismatic diffuser controlled luminance (conform to standard EN 12464-1).

/## FINITURA/

/01 bianco | white

/02 nero | black

/ ## FINITURA PREMIUM /PREMIUM FINISHING

/81 oro rosa shine/shine pink gold

/82 bronzo/ bronze

/83 ottone spazzolato/ brushed brass

COMPOSIZIONE CODICE: xxx.x ● ● /##

HOW TO CREATE THE CODE: **F1000.827X/01**

CODE

F1000.8 ● ● /## — finishing

base code | kelvin | diffuser

FILE 30 SOSPENSIONE - SUSPENSION

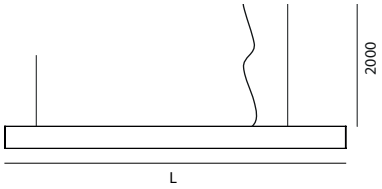

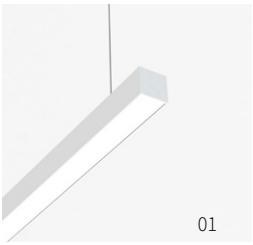

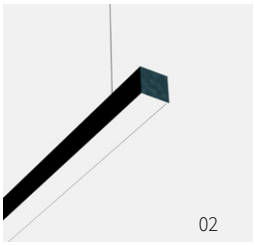

MONOEMISSIONE A LUCE DIRETTA E DIFFUSA / MONO EMISSION DIRECT AND DIFFUSED LIGHT

linear di luce - LED line

W	L.mm	Kg	lm. prod/3000K	CODE
21W	964	0,70	1958	**F3031.8 /##**
27,7W	1264	0,90	2611	**F3032.8 /##**
34,3W	1564	1,10	3263	**F3033.8 /##**

Completo di rosone BIANCO Alimentatore escluso - WHITE canopy included Driver not included.

BIEMISSIONE A LUCE DIRETTA E INDIRETTA / DOUBLE EMISSION DIRECT AND INDIRECT LIGHT

linear di luce - LED line

W	L.mm	Kg	lm. prod/3000K	CODE
21W+9W	964	0,70	1958	**F3041.8 /##**
27,7W+13,2W	1264	0,90	2611	**F3042.8 /##**
34,3W+16,8W	1564	1,10	3263	**F3043.8 /##**

Completo di rosone BIANCO Alimentatore escluso - WHITE canopy included Driver not included.

ACCESSORI

ROSONE LINEARE PER ACCENSIONE UNICA / LINEAR CANOPY FOR A UNIQUE TURNING ON

KIT ALIMENTAZIONE SOSPENSIONE CON ROSONE E DRIVER 24V INCLUSI POWER CABLE KIT WITH CEILING CANOPY AND DRIVER INCLUDED



W	Dim.	H	CODE
30	355x32x40	2000	**MFH00SA/01**
60	355x32x40	2000	**MFH00SB/01**

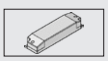

DRIVERS VEDI | SEE P.447

FILE 30

SISTEMA INCASSO RASATO

TRIMLESS RECESSED SYSTEM



ELEMENTI LUMINOSI /LIGHT ELEMENTS **P.73**

DRIVERS VEDI | SEE **P.447**

COMPOSIZIONE CODICE: xxx.x /##
HOW TO CREATE THE CODE: **F1000/01**

CODE
F1000 **/01** — finishing
|
base code

☐ **/01** bianco | white

.misura sostituire con la misura necessaria in mm. /
replace with the required measure in mm.

PROFILO VUOTO RASATO / TRIMLESS RECESSED EMPTY PROFILE

spessore cartongesso / plasterboard thickness 13



Lmm	Kg	CODE
1000	0.93	**F310.1000/01**
2000	1.86	**F310.2000 /01**
3000	2.79	**F310.3000 /01**
------		**F310.misura /01**

COPPIA DI TESTATE PER PROFILO INCASSO / COUPLE OF CLOSURE HEADS



CODE
F3121 /01

KIT DI FISSAGGIO MAGNETICO A CARTONGESSO / MAGNETIC FIXING KIT FOR PLASTERBOARD



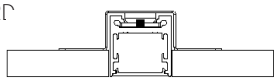

CODE
F3123

Staffa singola per fissare il profilo lineare al controsoffitto. Una ogni metro, min. 2 | Single hanger for fixing the linear profile on the false-ceiling. One every meter, 2 pcs min.

GIUNTI LINEARI COPPIA / LINEAR JOINT COUPLE



CODE
LTM211

GIUNTI ANGOLARI COPPIA / ANGLE JOINT COUPLE



CODE
LTM211.90

GIUNTI ANGOLARI COPPIA PER PIANI DIVERSI / ANGLE JOINT COUPLE ON DIFFERENT PLANES



CODE
LTM211.90P

DIFFUSORE DIRETTO OPALINO / OPAL WHITE DIRECT DIFFUSER



Lmm	Kg	CODE
1000	0.14	**F311P.1000**
2000	0.31	**F311P.2000**
3000	0.46	**F311P.3000**
------		**F311P.misura**

DIFFUSORE DIRETTO MICROPRISMATICO / MICROPRISMATIC POLYCARBONATE DIFFUSER

Diffusore microprismatico a luminanza controllata (conforme normativa EN 12464-1) | Controlled luminance microprismatic diffuser (conforms to standard EN 12464-1)



Lmm	Kg	CODE
1000	0.14	**F311X.1000**
2000	0.31	**F311X.2000**
3000	0.46	**F311X.3000**
------		**F311X.misura**

FILE 30

SISTEMA SOFFITTO

CEILING SYSTEM



ELEMENTI LUMINOSI /LIGHT ELEMENTS **P.73**

DRIVERS VEDI | SEE **P.447**

/ ## FINITURA/FINISHING

/01 bianco | white

/02 nero | black

/ ## FINITURA PREMIUM /PREMIUM FINISHING

/81 oro rosa shine/shine pink gold

/82 bronzo/ bronze

/83 ottone spazzolato/ brushed brass

COMPOSIZIONE CODICE: xxx.x /##

HOW TO CREATE THE CODE: **F1000/01**

CODE

F1000 /## — finishing

|

base code

.misura sostituire con la misura necessaria in mm. / replace with the required measure in mm.

PROFILO VUOTO SOFFITTO / CEILING EMPTY PROFILE


01


02

Lmm	Kg	CODE
1000	0.93	**F310.1000/##**
2000	1.86	**F310.2000 /##**
3000	2.79	**F310.3000 /##**
------		**F310.misura /##**

COPPIA DI TESTATE / COUPLE OF CLOSURE HEADS



CODE
F3121/##

GIUNTI LINEARI COPPIA / LINEAR JOINT COUPLE



CODE
LTM211

GIUNTI ANGOLARI COPPIA / ANGLE JOINT COUPLE



CODE
LTM211.90

GIUNTI ANGOLARI COPPIA PER PIANI DIVERSI / ANGLE JOINT COUPLE ON DIFFERENT PLANES



CODE
LTM211.90P

SISTEMA D'AGGANCIO PER SOFFITTO / SISTEMA D'AGGANCIO PER SOFFITTO



Lmm	CODE
1000	**MF00DP.1000**
2000	**MF00DP.2000**
3000	**MF00DP.3000**

DIFFUSORE DIRETTO OPALINO / OPAL WHITE DIRECT DIFFUSER



Lmm	Kg	CODE
1000	0.14	**F311P.1000**
2000	0.31	**F311P.2000**
3000	0.46	**F311P.3000**
------		**F311P.misura**

DIFFUSORE DIRETTO MICROPRISMATICO / MICROPRISMATIC POLYCARBONATE DIFFUSER

Diffusore microprismatico a luminanza controllata (conforme normativa EN 12464-1) | Controlled luminance microprismatic diffuser (conforms to standard EN 12464-1)



Lmm	Kg	CODE
1000	0.14	**F311X.1000**
2000	0.31	**F311X.2000**
3000	0.46	**F311X.3000**
------		**F311X.misura**

DIFFUSORE INDIRETTO OPALINO / OPAL WHITE INDIRECT DIFFUSER



Lmm	Kg	CODE
1000	0.14	**MF00P.1000**
2000	0.31	**MF00P.2000**
3000	0.46	**MF00P.3000**
------		**MF00P.misura**

STAFFA DI FISSAGGIO PER PANNELLI RADIANTI / MOUNTING BRACKET FOR RADIANT PANELS

Altezza utile 37 mm | Necessary 37mm high



CODE
F3124

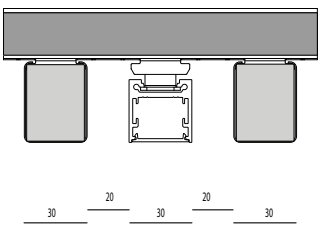

FILE 30

SISTEMA SOSPENSIONE

SUSPENSION SYSTEM



ELEMENTI LUMINOSI /LIGHT ELEMENTS **P.73**

DRIVERS VEDI | SEE **P.447**

/ ## FINITURA/FINISHING

/01 bianco | white

/02 nero | black

/ ## FINITURA PREMIUM /PREMIUM FINISHING

/81 oro rosa shine/shine pink gold

/82 bronzo/ bronze

/83 ottone spazzolato/ brushed brass

COMPOSIZIONE CODICE: xxx.x /##

HOW TO CREATE THE CODE: **F1000/01**

CODE

F1000 **/##** — finishing

base code

.misura sostituire con la misura necessaria in mm. / replace with the required measure in mm.

PROFILO VUOTO SOSPENSIONE / SUSPENSION EMPTY PROFILE


01


02

Lmm	Kg	CODE
1000	0.93	**F310.1000/##**
2000	1.86	**F310.2000 /##**
3000	2.79	**F310.3000 /##**
------		**F310.misura /##**

COPPIA DI TESTATE / COUPLE OF CLOSURE HEADS



CODE
F3121/##

GIUNTI LINEARI COPPIA / LINEAR JOINT COUPLE



CODE
LTM211

GIUNTI ANGOLARI COPPIA / ANGLE JOINT COUPLE



CODE
LTM211.90

KIT ALIMENTAZIONE SOSPENSIONE CON ROSONE / POWER CABLE KIT WITH CEILING CANOPY



Dim.	H	CODE
62x40x45	2000	**MFH01S/##**

KIT SOSPENSIONE CON REGOLATORE MILLIMETRICO / SUSPENSION KIT WITH MILLIMETER REGULATOR



H	CODE
2000	**F3122**

DIFFUSORE DIRETTO OPALINO / OPAL WHITE DIRECT DIFFUSER



Lmm	Kg	CODE
1000	0.14	**F311P.1000**
2000	0.31	**F311P.2000**
3000	0.46	**F311P.3000**
------		**F311P.misura**

DIFFUSORE DIRETTO MICROPRISMATICO / MICROPRISMATIC POLYCARBONATE DIFFUSER

Diffusore microprismatico a luminanza controllata (conforme normativa EN 12464-1) | Controlled luminance microprismatic diffuser (conforms to standard EN 12464-1)



Lmm	Kg	CODE
1000	0.14	**F311X.1000**
2000	0.31	**F311X.2000**
3000	0.46	**F311X.3000**
------		**F311X.misura**

DIFFUSORE INDIRETTO OPALINO / OPAL WHITE INDIRECT DIFFUSER



Lmm	Kg	CODE
1000	0.14	**MF00P.1000**
2000	0.31	**MF00P.2000**
3000	0.46	**MF00P.3000**
------		**MF00P.misura**

FILE 30

ELEMENTI LUMINOSI
LIGHT ELEMENTS

LINEA DI LUCE DA 5 METRI/ LED LINE 5 METERS ROLL



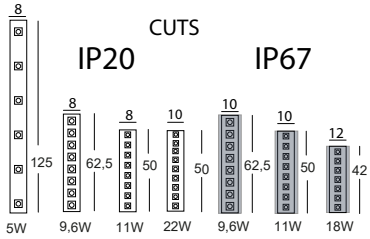

Strip led ad alta efficienza con biadesivo e supporto di larghezza 8-12 mm su bobina da 5 metri, da alimentare con driver stabilizzati in tensione da 24Vdc. Classe di isolamento III. | High efficiency strip led with biadhesive and support of 8-12 mm wide on 5 meters roll. To be fed with 24Vdc voltage-stabilized driver. Insulation class III.

24V

Linea di luce Led IP20 24V

W/m	V	Led/m	lm/m		lm/W	CRI	IP	L.mm	CODE
5,5	24	60	270		49	80	20	5000	**ST05.O.5**
9,6	24	120	540		56	80	20	5000	**ST10.O.5**
11	24	180	1200		109	80	20	5000	**ST11.O.5**
22	24	168	3015		139	80	20	5000	**ST22.O.5**
13+13	24	80+80	2120+2230	2700-6500K	cut 50mm		20	5000	**ST22.TW.5**

Linea di luce Led IP67 24V

W/m	V	Led/m	lm/m	lm/W	CRI	IP	L.mm	CODE
9,6	24	120	540	56	80	67	5000	**ST10.O.5IP**
11	24	160	1660	151	80	67	5000	**ST15.O.5IP**
18	24	168	1964	109	80	67	5000	**ST20.O.5IP**

Linea di luce RGB - RGBW 24V

W/m	V	Led/m	lm/m	Beam	Type	CUT	L.mm	CODE
95W	24	60	270	120°	RGB + White 3000K	100	5000	**ST20.RGBW.5**
100W	24	120	540		RGB + White 2700K	100	5000	**ST19.RGBW.5IP**
100W	24	168	3015		RGB + White 2700K	100	5000	**ST19.RGBW.5**

VERSIONI DISPONIBILI/AVAILABLE VERSION

O KELVIN

27 2700K
30 3000K
40 4000K

COMPOSIZIONE CODICE: xxx.x O /##

HOW TO CREATE THE CODE: **F1000.827/01**

CODE

F1000.8 O **/##** — finishing

base code | kelvin

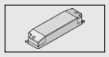

DRIVERS VEDI | SEE **P.447** 24V


FILE 30





LBS
LIGHT BAND SYSTEM



Showroom Sartorio - Milano
photo Marco Reggi


Santoni
napoli
LBS

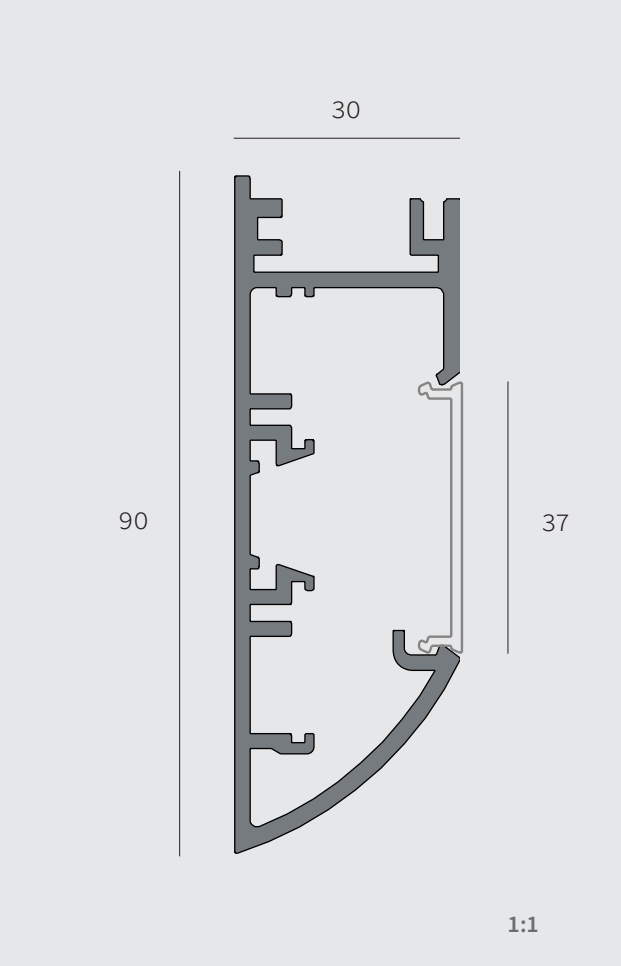



SEZIONE PROFILO/SECTION *PROFILE*

LBS

Famiglia di profili curvi in estruso di alluminio di 90 x 30 mm, disponibili come moduli finiti in versione a sospensione, a soffitto, parete e ad incasso trimless. Possibilità di scelta tra emissione luminosa perimetrale, diretta e indiretta. Diffusore in policarbonato opalino bianco. Integrabile con proiettori orientabili da agganciare al profilo, completi di sorgente led chip on board e driver remoto. Grado di protezione IP40/IP43. Disponibile in moduli finiti o sistema modulare.

Family of curved extruded aluminum profiles of 90 x 30 mm, available as finished modules suspended, ceiling and wall mounted and trimless recessed versions. Possibility to choose between perimetric, direct and indirect light emission. White opal polycarbonate diffuser. It can be integrated with adjustable projectors complete with LED chip on board source and remote driver. IP40 / IP43. Available default modules and modular system.

UK CONFORMITY ASSESSMENT E EUROPEAN CERTIFICATION / UK CONFORMITY ASSESSTMENT AND EUROPEAN CERTIFICATION

PRODOTTI COSTRUITI CON MATERIALE RECICLABILE / PRODUCTS MADE OF RECYCLABLE MATERIAL

5

GARANZIA DI 5 ANNI / 5-YEAR WARRANTY

FINITURE/FINISHINGS


01-BIANCO/WHITE


02-NERO/BLACK


36-ORO/GOLD

FINITURE PREMIUM /PREMIUM FINISHINGS


81-ORO ROSA/ PINK GOLD


82-BRONZO/ BRONZE


83-OTTONE SATINATO / BRUSHED BRASS

KELVIN


2700°K


3000°K


4000°K

CURVE FOTOMETRICHE/*PHOTOMETRIC DATA*

DIFFUSA/DIFFUSED LIGHT

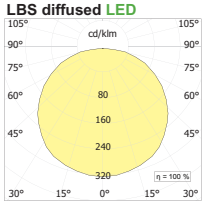

PERIMETRALE/PERIMETRIC LIGHT

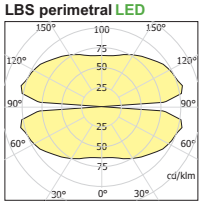

SPOT FOCUS

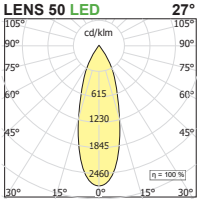

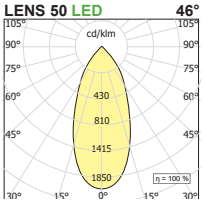



LBS
MODULI FINITI



LBS

/ STAND ALONE MODULES

LBS

INCASSO
RECESSED

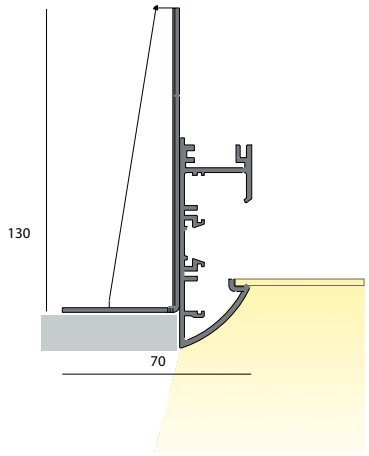

VERSIONI DISPONIBILI/AVAILABLE VERSION

KELVIN

30 3000K
40 4000K

DIMMABLE (OPTIONAL)

D Dali Touch & Dimm

SU RICHIESTA ON DEMAND

E Versione ad emergenza / Emergency version
D10 Dimmerabile 1-10V / Dimmable 1-10V
CA Sistema di controllo CASAMBI/ CASAMBI control system

/ ## FINITURA/FINISHING

/01 bianco/white
/02 nero/black

/ ## FINITURA PREMIUM /PREMIUM FINISHING

/81 oro rosa shine/shine pink gold
/82 bronzo/ bronze
/83 ottone spazzolato/ brushed brass

COMPOSIZIONE CODICE: xxx.x●●/##
HOW TO CREATE THE CODE: **F1000.827D/01**

CODE
F1000.8 ● ● /## — finishing
base code | kelvin | dimmable

LBS INCASSO RASATO TRIMLESS RECESSED
LUCE DIRETTA/DIFFUSA/ DIRECT/DIFFUSED EMISSION

taglio per incasso/ recessed hole dimension Ø +3 mm

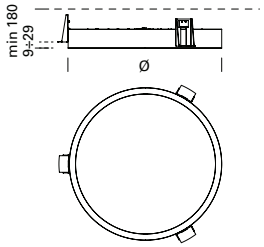


01


02

LED W	ø mm	lm product/3000K	CODE
48	735	3358	**LB041.8** ○ ● **/##**
96	1335	6717	**LB042.8** ○ ● **/##**
168	1335	11754	**LB043.8** ○ ● **/##**

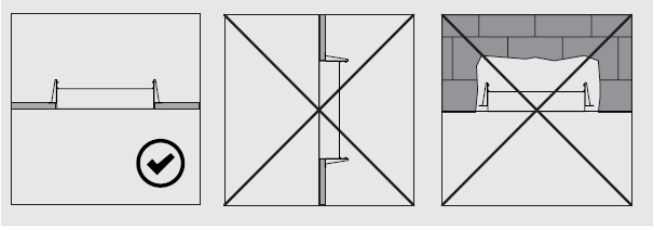

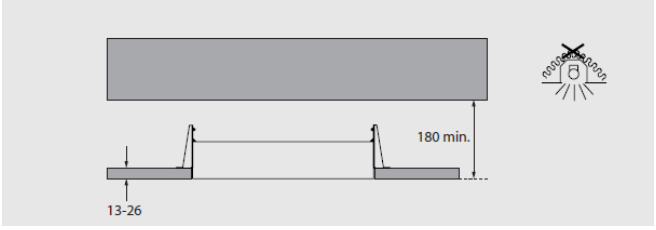

LBS

SOFFITTO
CEILING

LUCE PERIMETRALE PERIMETRIC EMISSION

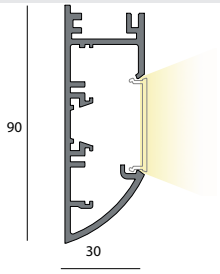

LUCE DIRETTA/DIFFUSA DIRECT/DIFFUSED EMISSION

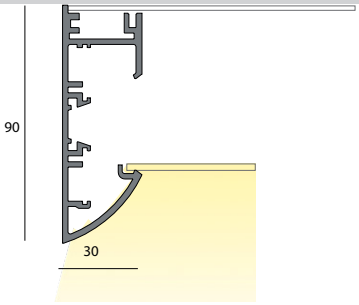

VERSIONI DISPONIBILI/AVAILABLE VERSION

● KELVIN		○ KELVIN	
27	2700K	30	3000K
30	3000K	40	4000K
40	4000K		
TW	Tunable white Dali		

● **DIMMABLE** (OPTIONAL)

D Dali Touch & Dimm

SU RICHIESTA ON DEMAND

E Versione ad emergenza / Emergency version

D10 Dimmerabile 1-10V / Dimmable 1-10V

CA Sistema di controllo CASAMBI/ CASAMBI control system

/ ## FINITURA/FINISHING

/01 bianco/white

/02 nero/black

/ ## FINITURA PREMIUM /PREMIUM FINISHING

/81 oro rosa shine/shine pink gold

/82 bronzo/ bronze

/83 ottone spazzolato/ brushed brass

COMPOSIZIONE CODICE: xxx.x ● ● ●/##

HOW TO CREATE THE CODE: **F1000.827SD/01**

CODE

F1000.8 ● ● ● /## — finishing

base code | kelvin | beam | dimmable

LBS SOFFITTO LUCE PERIMETRALE CEILING PERIMETRIC EMISSION

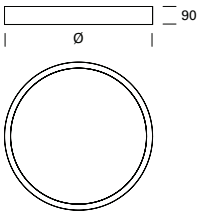



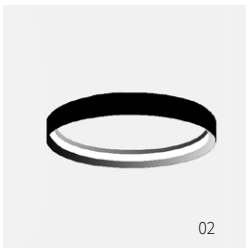

info : Da completare con alimentatore da installare remoto in scatola di derivazione | To be completed with power supply to be installed in a remote junctionbox.

LED W	ø mm	lm product/3000K	CODE
48	735	5712	**LB001.8 ●/##**
69	1035	8159	**LB002.8 ●/##**
90	1335	10605	**LB003.8 ●/##**

Accessories LB102.9: spot - spot

LBS SOFFITTO LUCE DIRETTA/DIFFUSA CEILING MOUNTED DIRECT/DIFFUSED EMISSION

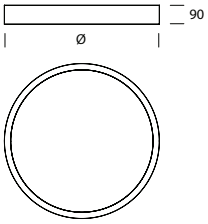





LED W	ø mm	lm product/3000K	CODE
48	735	3358	**LB021.8 ○● /##**
96	1035	6717	**LB022.8 ○● /##**
168	1335	11754	**LB023.8 ○● /##**

LBS CURVA ESSE S-CURVE

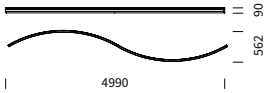





info : Da completare con alimentatore da installare remoto in scatola di derivazione | To be completed with power supply to be installed in a remote junction box

Linea di luce - LED line

W	Dim.	Lmm	lm product/3000K	CODE
87	562	4990	10393	**LB210.8 ●/##**

Accessori - Accessories LB102.9: spot - spot

ACCESSORI / ACCESSORIES

LBS SPOT SPOT PROJECTOR



VEDI | SEE PAGE P.99

LBS

SOSPENSIONE
SUSPENSION

RISTORANTE LA VELA – TORRE A MARE - BARI
PROJECT LIDIA TREVISANO ARCHITETTO

LUCE PERIMETRALE PERIMETRIC EMISSION

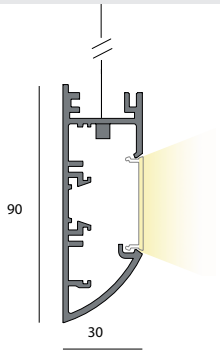

LUCE DIRETTA/DIFFUSA DIRECT/DIFFUSED EMISSION

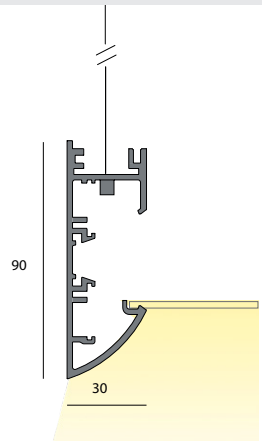

VERSIONI DISPONIBILI/AVAILABLE VERSION

● KELVIN		○ KELVIN	
27	2700K	30	3000K
30	3000K	40	4000K
40	4000K		
TW	Tunable white Dali		

● **DIMMABLE** (OPTIONAL)

D Dali Touch & Dimm

SU RICHIESTA ON DEMAND

E Versione ad emergenza / Emergency version
D10 Dimmerabile 1-10V / Dimmable 1-10V
CA Sistema di controllo CASAMBI/ CASAMBI control system

/ ## FINITURA/FINISHING

/01 bianco/white
/02 nero/black

/ ## FINITURA PREMIUM /PREMIUM FINISHING

/81 oro rosa shine/shine pink gold
/82 bronzo/ bronze
/83 ottone spazzolato/ brushed brass

/ ## FINITURA ROSONI /FINISHING CANOPY

/01 bianco/white
/02 nero/black

COMPOSIZIONE CODICE: xxx.x ● ●/##
HOW TO CREATE THE CODE: **F1000.827D/01**

CODE
F1000.8 ● ● /## — finishing
| | | |
base code kelvin dimmable

LBS SOSPENSIONE LUCE PERIMETRALE SUSPENSION PERIMTERIC EMISSION

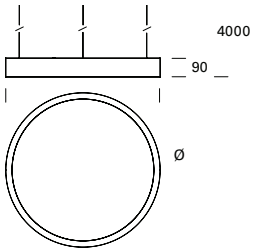





info : Da completare rosone (LB420-LB421-LB428) e cavo di alimentazione (FX05, FX07) | *To be completed with power supply (LB420-LB421-LB428), canopy and feed cable (FX05, FX07)*

LED W	ø mm	lm product/3000K	CODE
48	735	5712	**LB011.8 /##**
69	1035	8159	**LB012.8 /##**
90	1335	10605	**LB013.8 /##**

Accessori - *Accessories*: LB102.9 Spot

LBS SOSPENSIONE LUCE DIRETTA/DIFFUSA DIRECT/DIFFUSED EMISSION

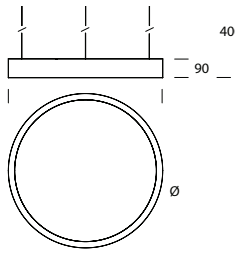





info : Da completare rosone (LB420-LB421-LB428) e cavo di alimentazione (FX05, FX07) | *To be completed with power supply (LB420-LB421-LB428), canopy and feed cable (FX05, FX07)*

LED W	ø mm	lm product/3000K	CODE
48	735	3358	**LB031.8 /##**
96	1035	6717	**LB032.8 /##**
168	1335	11754	**LB033.8 /##**

Accessori - *Accessories* LB05# Elmento di chiusura *Upper finishing element*

ACCESSORI / ACCESSORIES

COVER DI CHIUSURA SUPERIORE OPTIONAL UPPER CLOSURE ELEMENT

ø mm	per codice/for code	CODE
735	LB021-LB031	**LB051**
1035	LB022-LB032	**LB052**
1335	LB023-LB033	**LB053**

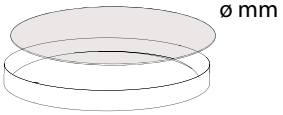

ROSONE CONNESSIONE CANOPY CONNECTION



Kg	ø mm	CODE
0.11	90	**LB420/##**



ROSONE PER ALLOGGIAMENTO DRIVER CEILING CANOPY TO HOUSE THE DRIVER

disposizione driver vedi - positioning driver see *p.97*



Kg	H mm	ø mm	CODE
0.18	42	271	**LB421/##**

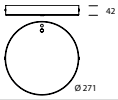

ROSONE PER CARTONGESSO CANOPY FOR PLASTERDOARD CEILING



Kg	taglio/cut	ø mm	CODE
0.11	ø 80	90	**LB428/##**



CAVO ALIMENTAZIONE POWER CABLE



Dim	L mm	Kg	CODE
2x1,5	4000	,86	**FX05.4000/##**
4x1,5	4000	3,60	**FX07.4000/##**

LBS SPOT SPOT PROJECTOR



VEDI | SEE P.99



LBS

PARETE
WALL

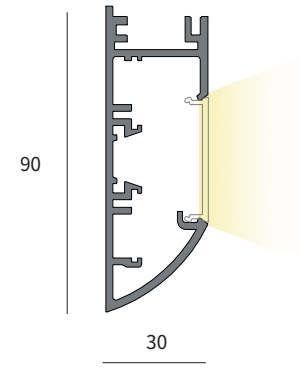

VERSIONI DISPONIBILI/AVAILABLE VERSION

● KELVIN		○ KELVIN	
27	2700K	27	2700K
30	3000K	30	3000K
40	4000K	40	4000K
TW	Tunable white Dali		

● **FASCIO/**BEAM

F Flood 27°

W Wide 46°

Per i gradi vedere in tabella - For degree check the table

● **DIMMABLE** (OPTIONAL)

D Dali Touch & Dimm

D10 Dimmable 1-10V

/ ## FINITURA/FINISHING

/01 bianco/white

/02 nero/black

/ ## FINITURA PREMIUM /PREMIUM FINISHING

/81 oro rosa shine/shine pink gold

/82 bronzo/ bronze

/83 ottone spazzolato/ brushed brass

COMPOSIZIONE CODICE: xxx.x ● ● ●/##

HOW TO CREATE THE CODE: **F1000.827SD/01**

CODE

F1000.8 ● ● ● **/##** — finishing

base code | kelvin | beam | dimmable

LBS PARETE CON DIFFUSORE INDIRETTO WALL-MOUNTED

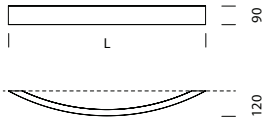


01


02

LED W	Dim.	H	L.mm	lm product/3000K	CODE
21	120	90	950	2598	**LB201.8 ● /##**
34	120	90	1530	3898	**LB202.8 ● /##**
42	120	90	1945	5197	**LB203.8 ● /##**

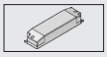

DRIVERS VEDI | SEE **P. 447** 24V

ACCESSORI / ACCESSORIES

LBS SPOT SPOT PROJECTOR

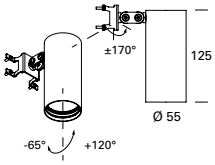

a soffitto
ceiling-mounting

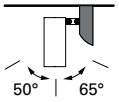

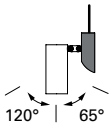

a parete e sospensione wall
and suspension - mounting


01


02

LED 48V W	ø mm	Hmm	lm product/beam 3000K F27°	W46°	CODE
12	55	125	1285	1289	**LB102.9 ○●● /##**
18	55	125	1575	1579	**LB103.9 ○●● /##**

Installabile su tutti i prodotti a luce perimetrale | suitable to fit in perimetric emission fittings
Accessori - Accessories L055#.A: Lent con anello - lens with ring

LENTI CON ANELLO / LENSES WITH RING



	ø	Kg	CODE
LENTE SATINATA / SATINED LENS	55	0,01	**L055S.A /##**
LENTE ELISSOIDALE / ELIPSOID LENS	55	0,01	**L055E.A /##**
LENTE ASIMMETRICA / ASYMMETRIC LENS	55	0,01	**L055A.A /##**
FILTRO NIDO D'APE / HONEY COMB LOUVER	55	0,01	**L055R.A /##**



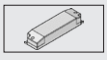

DRIVERS VEDI | SEE **P. 447** 48V



LBS
SISTEMA / *SYSTEM*



LBS



LBS
SISTEMA SOFFITTO
CEILING SYSTEM

FARMACIA DALL'AGLIO MONTALDI - REGGIOLO
PROJECT FRANCIA PROGETTI

PROFILI - PROFILE

CERCHIO LUCE PERIMETRALE INTERNA RING FOR INTERNAL PERIMETRIC EMISSION



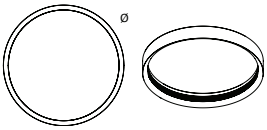

ø mm	CODE
734	**LB301 /##**
1034	**LB302 /##**
1334	**LB303 /##**

SEMICERCHIO LUCE PERIMETRALE INTERNA HALF-RING FOR INTERNAL PERIMETRIC EMISSION



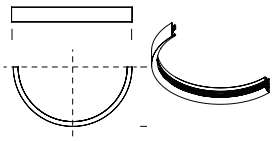

ø mm.	CODE
734	**LB320 /##**
1034	**LB321 /##**
1334	**LB322 /##**

1/4 DI CERCHIO LUCE INTERNA QUARTER-RING FOR INTERNAL EMISSION



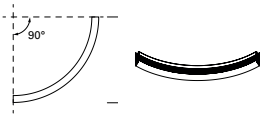

ø mm.	CODE
1034	**LB323 /##**

TRATTO RETTILINEO STRAIGHT PROFILE



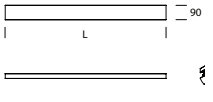

Lmm	CODE
1000	**LB340 /##**
2000	**LB341 /##**
3000	**LB342 /##**

COPPIA DI TESTATE DI CHIUSURA COUPLE OF CLOSURE HEADS



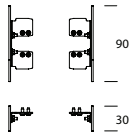

CODE
LB422 /##

GIUNTO INTERNO PER MODULO SOFFITTO INTERNAL JOINT FOR CEILING MODULE



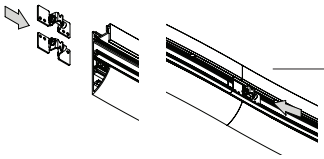

CODE
LB426

SISTEMA DI FISSAGGIO A SOFFITTO CEILING HANGING SYSTEM



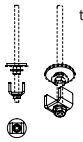

tassello con barra filettata M4 adeguato al soffitto non incluso

dowel with threaded rod suitable for ceiling not included

CODE
LB424

DIFFUSORE PERIMETRALE PERIMETRIC DIFFUSER





L.mm	CODE
1000	**LB431**
2000	**LB432**
3000	**LB433**

COVER PERIMETRALE VERNICIATO (CIECO) PERIMETRIC SLOT CLOSURE ELEMENT





L.mm	CODE
1000	**LB431 /##**

/ ## FINITURA/FINISHING

- **/01** bianco/white
- **/02** nero/black

/ ## FINITURA PREMIUM /PREMIUM FINISHING

- **/81** oro rosa shine/shine pink gold
- **/82** bronzo/ bronze
- **/83** ottone spazzolato/ brushed brass



ELEMENTI LUMINOSI /LIGHT ELEMENTS **P.98**

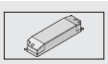

DRIVERS VEDI | SEE **P. 447**



LBS

SISTEMA SOSPENSIONE /

SUSPENSION SYSTEM

PROFILI - PROFILE

CERCHIO LUCE PERIMETRALE INTERNA RING FOR INTERNAL PERIMETRIC EMISSION



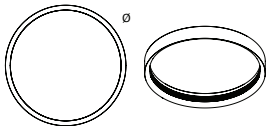

ø mm	CODE
734	**LB301 /##**
1034	**LB302 /##**
1334	**LB303 /##**

SEMICERCHIO LUCE PERIMETRALE INTERNA HALF-RING FOR INTERNAL PERIMETRIC EMISSION



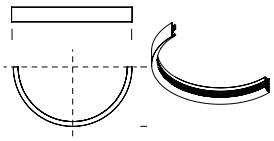

ø mm.	CODE
734	**LB320 /##**
1034	**LB321 /##**
1334	**LB322 /##**

1/4 DI CERCHIO LUCE INTERNA QUARTER-RING FOR INTERNAL EMISSION



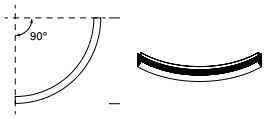

ø mm.	CODE
1034	**LB323 /##**

TRATTO RETTILINEO STRAIGHT PROFILE



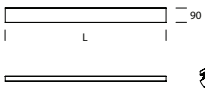

Lmm	CODE
1000	**LB340 /##**
2000	**LB341 /##**
3000	**LB342 /##**

COPPIA DI TESTATE DI CHIUSURA COUPLE OF CLOSURE HEADS



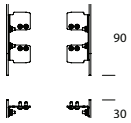

	CODE
	LB422 /##

GIUNTO SUPERIORE SOLO PER MODULO SOSPENSIONE UPPER JOINT JUST FOR SUSPENSION MODULE



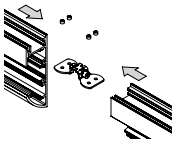

CODE
LB425

GIUNTO CONNESSIONE TRA SOSPENSIONI JOINT TO CONNECT SUSPENSION PERIMETRIC & DIRECT-DIFFUSED EMISSION



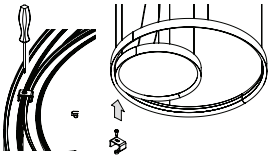

CODE
LB427

CAVO DI ALIMENTAZIONE POWER CORD



Dim.	Kg	CODE L.mm 2000	CODE L.mm 4000
3X0,75	0.18	**LB403.2**	**LB403.4**
5X0,75	0.30	**LB405.2**	**LB405.4**
7X0,75	0.30	**LB407.2**	**LB407.4**
9X0,75	0.30	**LB409.2**	**LB409.4**
2X0,75	0.18		**FX05.4000/##**
4X0,75	0.30		**FX07.4000/##**

KIT SOSPENSIONE 1 CAVO ACCIAIO SINGLE STEEL HANGING KIT



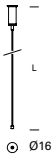

L.mm	CODE
2000	**LB423.2**
4000	**LB423.4**

DIFFUSORE PERIMETRALE PERIMETRIC DIFFUSER





L.mm	CODE
1000	**LB431**
2000	**LB432**
3000	**LB433**

COVER PERIMETRALE VERNICIATO (CIECO) PERIMETRIC SLOT CLOSURE ELEMENT





L.mm	CODE
1000	**LB431 /##**

DIFFUSORE INDIRETTO LINEARE INDIRECT LINEAR DIFFUSER



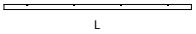

L.mm	CODE
1000	**LB447**

per LB340 - LB341 - LB342 | for LB340 - LB341 - LB342 | por LB340 - LB341 - LB342

DIFFUSORE INDIRETTO SEMICERCHIO HALF-RING DIFFUSER FOR INDIRECT EMISSION



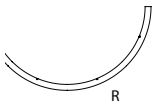

ø mm	PZ/PCS	CODE
734	1 pz	**LB444**
1034	1 pz	**LB445**
1334	1 pz	**LB446**

KIT DIFFUSORE INDIRETTO DIFFUSER KIT FOR INDIRECT EMISSION



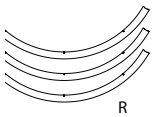

ø mm	PZ/PCS	CODE
734	3 pz	**LB441.3**
1034	3 pz	**LB442.3**
1334	4 pz	**LB443.4**

/ ## FINITURA/FINISHING

/01 bianco/white

/02 nero/black

/ ## FINITURA PREMIUM /PREMIUM FINISHING

/81 oro rosa shine/shine pink gold

/82 bronzo/ bronze

/83 ottone spazzolato/ brushed brass



ELEMENTI LUMINOSI /LIGHT ELEMENTS **P.98**

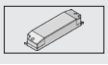

DRIVERS VEDI | SEE **P.447**



ROSONI DISPONIBILI AVAILABLE CANOPIES

ROSONE CONNESSIONE CANOPY CONNECTION





Kg	ø mm	CODE
0.11	90	**LB420/##**

ROSONE PER ALLOGGIAMENTO DRIVER CEILING CANOPY TO HOUSE THE DRIVER



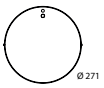

Kg	H mm	ø mm	CODE
0.18	42	271	**LB421/##**

ROSONE PER CARTONGESSO CANOPY FOR PLASTERDOARD CEILING





Kg	taglio/cut	ø mm	CODE
0.11	ø 80	90	**LB428/##**

/ ## FINITURA/FINISHING

/01 bianco/white

/02 nero/black

DISPOSIZIONE ALIMENTATORI NEL ROSONE
POWER SUPPLIES POSITIONING INTO THE CANOPY ROSE CEILING

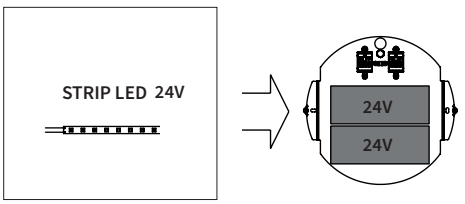

	nr.max
AE50.24V AE75.24V AE100.2.24V AE150.24VIP AE150D.24VIP	2
AE100D.24V	1

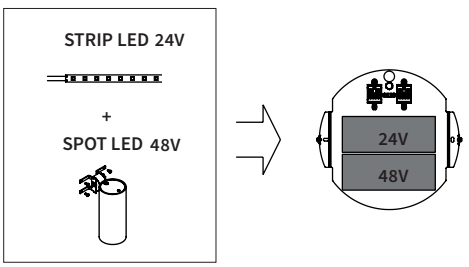

	nr.max
AE50.24V AE75.24V AE100.2.24V AE150.24VIP AE150D.24VIP	1
AE50.48V AE75.48V AE100.48V	1

LBS

ELEMENTI LUMINOSI

LIGHT ELEMENTS



LINEA DI LUCE PER LUCE PERIMETRALE LED LINE FOR PERIMTERIC EMISSION



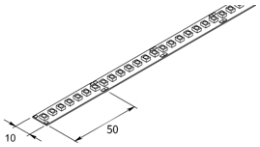

LINEA DI LUCE - LED LINE

W/m	Led/m	K	lm/m	lm/W	CRI	IP	L.mm	CODE
22	168	2700	3015	139	80	20	5000	**ST22.27.5**
22	168	3000	3015	139	80	20	5000	**ST22.30.5**
22	168	4000	3270	139	80	20	5000	**ST22.40.5**

LINEA DI LUCE 3D PER LUCE INDIRETTA LED LINE 3D FOR INDIRECT EMISSION



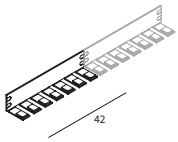

LINEA DI LUCE - LED LINE

W/m	lm/m	K	Kg	L.mm	CODE
22	3015	3000	0,18	5000	**ST22.3D30.5**
22	3270	4000	0,18	5000	**ST22.3D40.5**

LBS SPOT SPOT PROJECTOR

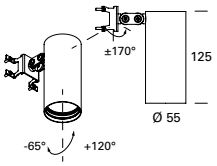





LED 48V — lm product/beam 3000K

W	ø mm	Hmm	F 27°	W 46°	CODE
12	55	125	1285	1289	**LB102.9 ● ● ● /##**
18	55	125	1575	1579	**LB103.9 ● ● ● /##**

Installabile su tutti i prodotti a luce perimetrale | suitable to fit in perimetric emission fittings
Accessori - Accessories L055#.A: Lent con anello - lens with ring

LENTI CON ANELLO / LENSES WITH RING



	ø	Kg	CODE
LENTE SATINATA / SATINED LENS	55	0,01	**L055S.A /##**
LENTE ELISSOIDALE / ELIPSOID LENS	55	0,01	**L055E.A /##**
LENTE ASIMMETRICA / ASYMMETRIC LENS	55	0,01	**L055A.A /##**
FILTRO NIDO D'APE/ HONEY COMB LOUVER	55	0,01	**L055R.A /##**

VERSIONI DISPONIBILI/AVAILABLE VERSION

● **KELVIN**
27 2700K
30 3000K
40 4000K

● **FASCIO/**BEAM
F Flood 27°
W Wide 46°

Per i gradi vedere in tabella - For degree check the table

● **DIMMABLE** (OPTIONAL)
D Dali Touch & Dimm
D10 Dimmable 1-10V

/ ## FINITURA/FINISHING
/01 bianco/white
/02 nero/black

/ ## FINITURA PREMIUM /PREMIUM FINISHING
/81 oro rosa shine/shine pink gold
/82 bronzo/ bronze
/83 ottone spazzolato/ brushed brass

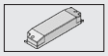

DRIVERS VEDI | SEE **P.447**



EX OFFICINE REGGIANE
PROJECT ARCH. ANDREA OLIVA



FIFTY5

STANDARD

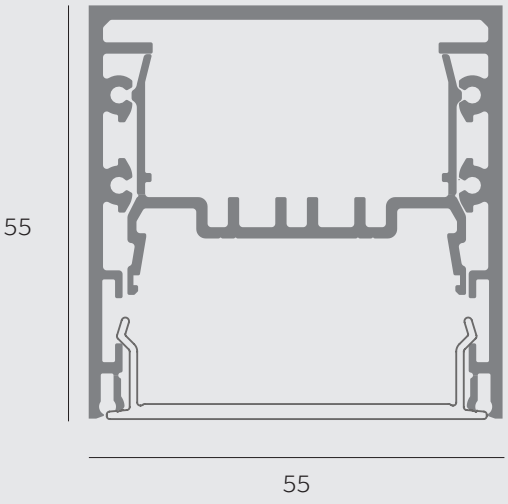

PRO

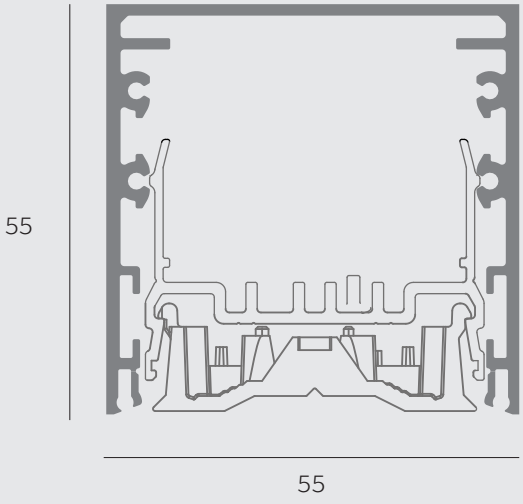

1:1

SEZIONE PROFILO/SECTION PROFILE

FIFTY5

Corpi illuminanti lineari, in estruso di alluminio 55x55mm, per installazione a soffitto, sospensione. Finitura verniciata testurizzata o anodizzata. Schermi per luce diffusa in policarbonato opalino, nella versione PRO sono disponibili ottiche con diverse aperture del fascio ed equipaggiabile, all'occorrenza, con spettri per orticoltura. IP40/IP43. Disponibile in moduli finiti o sistema modulare.

Linear lighting fixtures, in extruded aluminum 55x55mm, for ceiling, suspension. Embossed painted finish. Screens for diffused light in opal polycarbonate, for the PRO version are available optics with different beam openings. Might be equipped, if necessary, with spectra for horticulture. IP40 / IP43. Available default modules and modular system.

UK CONFORMITY ASSESSMENT E EUROPEAN CERTIFICATION /
UK CONFORMITY ASSESSTMENT AND EUROPEAN CERTIFICATION

PRODOTTI COSTRUITI CON MATERIALE RECICLABILE / PRODUCTS MADE OF RECYCLABLE MATERIAL

GARANZIA DI 5 ANNI / 5-YEAR WARRANTY

VERSIONI HORTICULTURE/AVAILABLE HORTICULTURE VERSION

Possibilità di montare lampade adatte alla crescita delle piante indoor / Horticulture version suitable for growth indoor. Il tocco green di Lucifero's. I profili File hanno la possibilità di essere equipaggiati con spettri di luce adatti all'orticoltura. L'illuminazione adatta al verde converte l'energia elettrica in fotoni che stimolano la fotosintesi delle piante anche in assenza di luce naturale. La presenza delle piante conferisce agli ambienti, siano essi abitazioni o ambienti di lavoro, un'atmosfera di qualità: i rumori vengono attutiti, l'aria viene ossigenata e la concentrazione aumenta. Le piante hanno effetti benefici anche a livello psicologico attenuando lo stress e aumentando la produttività lavorativa.

TUNABLE WHITE / TUNABLE WHITE

DIFFUSORE OPAL / OPAL DIFFUSER

DIFFUSORE MICROPRISMATICO A LUMINANZA CONTROLLATA /
MICROPRISMATIC DIFFUSER CONTROLLED LUMINANCE
(CONFORME ALLA NORMATIVA EN 12464-1) / *(CONFORM TO STANDARD EN 12464-1)*

File può essere equipaggiato con un diffusore microprismatico in alternativa al diffusore standard opalino. Questa versione rende File ideale per ambienti di lavoro ove sia necessaria un bassa luminanza, una migliore distribuzione della luce ed un effetto anti riflesso.
A completare la collezione c'è la versione Tunable White che grazie alla sua dimmerazione permette di regolare l'intensità luminosa con il variare delle ore del giorno in perfetta sintonia con il ritmo circadiano, sincronizzandosi con il ciclo naturale del giorno e della notte.

FINITURE/FINISHINGS


01-BIANCO/WHITE


02-NERO/BLACK


49-MOKA/MOKA

FINITURE PREMIUM /PREMIUM FINISHINGS


81-ORO ROSA/ PINK GOLD


82-BRONZO/ BRONZE


83-OTTONE SATINATO / BRUSHED BRASS

KELVIN


2700°K


3000°K


4000°K

CURVE FOTOMETRICHE/*PHOTOMETRIC DATA*

OPTICS FIFTY5 STANDARD

DF Diffused



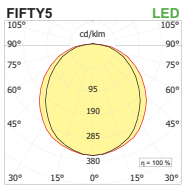

OPTICS FIFTY5 PRO

NR Narrow 30°



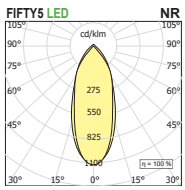

WI 60° UGR < 19



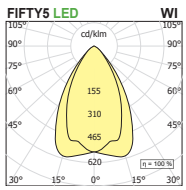

DF Diffused

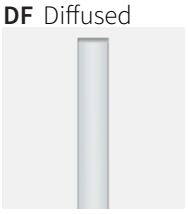

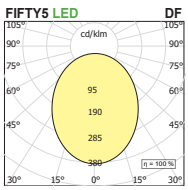

SA Asym



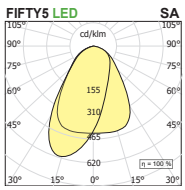

DA Double Asym



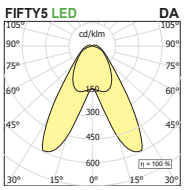



FIFTY5

SOFFITTO
CEILING

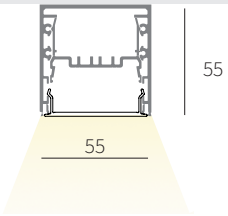

VERSIONI DISPONIBILI/AVAILABLE VERSION

● KELVIN		○ KELVIN	
27	2700K	27	2700K
30	3000K	30	3000K
40	4000K	40	4000K
TW	Tunable White Dali*	HC	Horticulture
		TW	Tunable White Dali*

*Note: Disponibile per le seguenti misure: 1142, 1702, 2262mm. Gli apparecchi con temperatura di colore variabile (Tunable White) vengono forniti comprensivi di alimentatore DALI. / Available for the following sizes: 1142, 1702, 2262mm. Luminaires with variable colour temperature (Tunable White) are delivered complete with DALI power supply.

● **FASCIO/**BEAM

NR	Narrow 20°
WI	Wide 60° UGR<19
DF	Diffused
SA	Asymmetric
DA	Double Asymmetric

● **DIMMABLE** (OPTIONAL)

D Dali Touch & Dimm

SU RICHIESTA ON DEMAND

E Versione ad emergenza / Emergency version

D10 Dimmerabile 1-10V / Dimmable 1-10V

CA Sistema di controllo CASAMBI / CASAMBI control system

/ ## FINITURA / FINISHING

/01 bianco/white

/02 nero/black

/49 moka/moka

/ ## FINITURA PREMIUM /PREMIUM FINISHING

/81 oro rosa shine/shine pink gold

/82 bronzo/ bronze

/83 ottone spazzolato/ brushed brass

COMPOSIZIONE CODICE: xxx.x ● ● ●/##

HOW TO CREATE THE CODE: **F1000.827SD/01**

CODE

F1000.8 ● ● ● /## — finishing

base code | kelvin | beam | dimmable

FIFTY5 STANDARD

SOFFITTO COMPLETO DI SCHERMO DIFFONDENTE OPALINO CEILING MOUNTED DIFFUSER OPALINE INCLUDED

L







LED				
W	L.mm	Kg	lm product 3000K	CODE
19,2	862	1,30	1082	**FT112.8** ● ● **/##**
25,6	1142	1,92	1442	**FT113.8** ● ● **/##**
32	1422	2,10	1803	**FT114.8** ● ● **/##**
38,4	1702	2,30	2163	**FT115.8** ● ● **/##**
44,8	1982	3,00	2524	**FT116.8** ● ● **/##**
51,2	2262	3,30	2884	**FT117.8** ● ● **/##**

DF Diffused



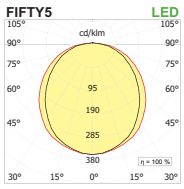

FIFTY5PRO

SOFFITTO CEILING MOUNTED

L







LED			lm prod./beam 3000K					
W	Dim.	L.mm	NR	WI	DF	SA	DA	CODE
46,8	55X55	1142	6355	6497	6088	6292	6355	**FT013.9** ○ ● ● **/##**
70,2	55X55	1702	9532	9746	9131	9438	9532	**FT015.9** ○ ● ● **/##**

NR Narrow 30°



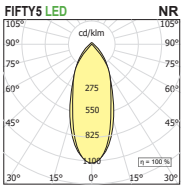

WI 60° UGR < 19



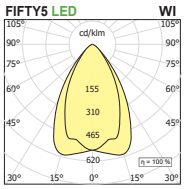

DF Diffused

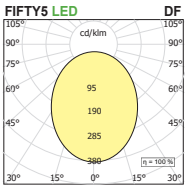

SA Asym



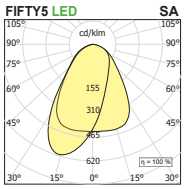

DA Double Asym



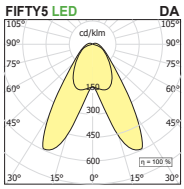



FIFTY5

SOSPENSIONE
SUSPENSION

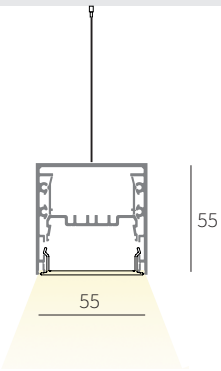

VERSIONI DISPONIBILI/AVAILABLE VERSION

● KELVIN		○ KELVIN	
27	2700K	27	2700K
30	3000K	30	3000K
40	4000K	40	4000K
TW	Tunable White Dali*	HC	Horticulture
		TW	Tunable White Dali*

*Note: Disponibile per le seguenti misure: 1142, 1702, 2262mm. Gli apparecchi con temperatura di colore variabile (Tunable White) vengono forniti comprensivi di alimentatore DALI. / Available for the following sizes: 1142, 1702, 2262mm. Luminaires with variable colour temperature (Tunable White) are delivered complete with DALI power supply.

● FASCIO/BEAM

NR	Narrow 20°
WI	Wide 60° UGR<19
DF	Diffused
SA	Asymmetric
DA	Double Asymmetric

● DIMMABLE (OPTIONAL)

D Dali Touch & Dimm

SU RICHIESTA ON DEMAND

E Versione ad emergenza / Emergency version
D10 Dimmerabile 1-10V / Dimmable 1-10V
CA Sistema di controllo CASAMBI / CASAMBI control system

/ ## FINITURA / FINISHING

/01 bianco/white
/02 nero/black
/49 moka/moka

/ ## FINITURA PREMIUM /PREMIUM FINISHING

/81 oro rosa shine/shine pink gold
/82 bronzo/ bronze
/83 ottone spazzolato/ brushed brass

COMPOSIZIONE CODICE: XXX.X ●●●/##

HOW TO CREATE THE CODE: **F1000.827SD/01**

CODE
F1000.8 ● ● ● /## — finishing
base code | kelvin | beam | dimmable

FIFTY5 STANDARD

SOSPENSIONE COMPLETO DI SCHERMO DIFFONDENTE OPALINO
SUSPENSION MOUNTED DIFFUSER OPALINE INCLUDED

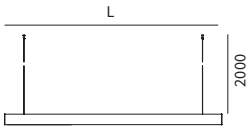



LED W	L.mm	Kg	lm product 3000K	CODE
19,2	862	1,56	1082	**FT122.8** ● ● /##
25,6	1142	1,94	1442	**FT123.8** ● ● /##
32	1422	2,40	1803	**FT124.8** ● ● /##
38,4	1702	2,70	2163	**FT125.8** ● ● /##
44,8	1982	3,25	2524	**FT126.8** ● ● /##
51,2	2262	3,76	2884	**FT127.8** ● ● /##

DF Diffused

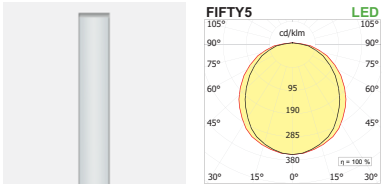

FIFTY5PRO

SOSPENSIONE SUSPENSION MOUNTED

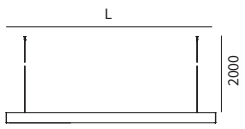



LED W	Dim.	L.mm	lm prod./beam 3000K NR	WI	DF	SA	DA	CODE
46,8	55X55	1142	6355	6497	6088	6292	6355	**FT023.9** ○ ● ● /##
70,2	55X55	1702	9532	9746	9131	9438	9532	**FT025.9** ○ ● ● /##

NR Narrow 30°



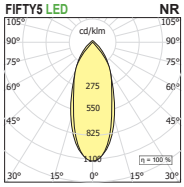

WI 60° UGR < 19



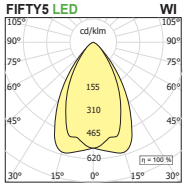

DF Diffused



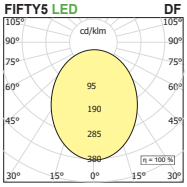

SA Asym



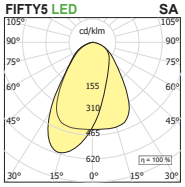

DA Double Asym



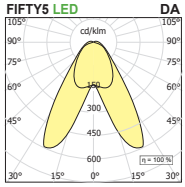

FIFTY5

SOFFITTO SISTEMA
CEILING SYSTEM



COMPOSIZIONE CODICE: xxx.x /##
HOW TO CREATE THE CODE: **F1000/01**

CODE

F1000 **/##** — finishing

base code

.misura sostituire con la misura necessaria in mm. /
replace with the required measure in mm.

/## FINITURA/FINISHING

/01 bianco/white

/02 nero/black

/49 moka/moka

/ ## FINITURA PREMIUM /PREMIUM FINISHING

/81 oro rosa shine/shine pink gold

/82 bronzo/ bronze

/83 ottone spazzolato/ brushed brass

PROFILO VUOTO SOFFITTO / CEILING EMPTY PROFILE



L.mm	CODE
1000	**FT030.1000 /##**
2000	**FT030.2000 /##**
3000	**FT030.3000 /##**
------	**FT030.misura /##**

COPPIA DI TESTATE / COUPLE OF HEADS



	CODE
	FT040 /##

GIUNTI LINEARI COPPIA / LINEAR JOINT COUPLE



	CODE
	LT2482

DIFFUSORE POLICARBONATO OPALINO PER VERSIONE STANDARD / OPALINE POLYCARBONATE DIFFUSER FOR STANDARD VERSION



L.mm	Kg	CODE
1000	0.16	**FT033.1000**
2000	0.33	**FT033.2000**
3000	0.50	**FT033.3000**
------	-----	**FT033.misura**

ELEMENTI LUMINOSI /LIGHT ELEMENTS **P.113**

DRIVERS VEDI | SEE **P. 447**



FIFTY5

SOSPENSIONE SISTEMA
SUSPENSION SYSTEM

COMPOSIZIONE CODICE: xxx.x /##
HOW TO CREATE THE CODE: **F1000/01**

CODE
F1000 /## — finishing
|
base code

.misura sostituire con la misura necessaria in mm. /
replace with the required measure in mm.

/## **FINITURA/**FINISHING

/01 bianco/white
/02 nero/black
/49 moka/moka

/ ## **FINITURA PREMIUM /**PREMIUM FINISHING

/81 oro rosa shine/shine pink gold
/82 bronzo/ bronze
/83 ottone spazzolato/ brushed brass

PROFILO VUOTO / EMPY PROFILE



L.mm	CODE
1000	**FT031.1000 /##**
2000	**FT031.2000 /##**
3000	**FT031.3000 /##**
------	**FT031.misura /##**

COPPIA DI TESTATE / COUPLE OF HEADS



CODE
FT040 /##

GIUNTI LINEARI COPPIA / LINEAR JOINT COUPLE



CODE
LT2482

DIFFUSORE POLICARBONATO OPALINO PER VERSIONE STANDARD / OPALINE POLYCARBONATE DIFFUSER FOR STANDARD VERSION



L.mm	Kg	CODE
1000	0.16	**FT033.1000**
2000	0.33	**FT033.2000**
3000	0.50	**FT033.3000**
------	------	**FT033.misura**

CAVO DI ALIMENTAZIONE COMPLETO DI ROSONE BIANCO / POWER CABLE KIT WITH CEILING CANOPY



Dim.	CODE L.2000	CODE L.4000 mm
3X0,75	**LTM048.3/01**	**LTM048.3.4000/01**
4X0,75	**LTM048.4/01**	**LTM048.4.4000/01**
5X0,75	**LTM048.5/01**	**LTM048.5.4000/01**
7X0,75	**LTM048.7/01**	**LTM048.7.4000/01**
9X0,75	**LTM048.9/01**	**LTM048.9.4000/01**

CAVI SOSPENSIONE / STEEL SUSPENSION CABLE



L.mm	Kg	CODE L.2000	CODE L 4000 mm
2000	0.16	**LTM047**	**LTM047.4000**

Uno ogni 2 mt minimo 2 / Suspension cable. One every 2 mt, 2 pieces minimum

ELEMENTI LUMINOSI /LIGHT ELEMENTS **P.113**

DRIVERS VEDI | SEE **P. 447**



FIFTY 5

ELEMENTI LUMINOSI/*LIGHT ELEMENTS*

FIFTY5 STANDARD

FIFTY 5 REGLETTE LED 24W/m / 24W/m LED BATTEN



LED 24W/m

W	L.mm	lm product 3000K	CODE
19,2	840	1082	**FT152.8** ● ●
25,6	1120	1442	**FT153.8** ● ●
32	1400	1803	**FT154.8** ● ●
38,4	1680	2163	**FT155.8** ● ●
44,8	1980	2524	**FT156.8** ● ●
51,2	2240	2884	**FT157.8** ● ●

Alimentatore incluso | Driver included

FIFTY5PRO

REGLETTE PRO LED LENTE INCLUSA / LED BATTEN PRO LENS INCLUDED



Led line		lm prod./beam 3000K					
W	L.mm	NR30°	WI60°	DF	SA	DA	CODE
23,4	570	3177	3249	3044	3146	3177	**FT051.9** ○ ● ●
46,8	1130	6355	6497	6088	6292	6355	**FT053.9** ○ ● ●
70,2	1690	9532	9746	9131	9438	9532	**FT055.9** ○ ● ●

Alimentatore incluso | Driver included

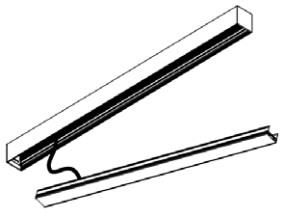

VERSIONI DISPONIBILI/AVAILABLE VERSION

● KELVIN		○ KELVIN	
27	2700K	27	2700K
30	3000K	30	3000K
40	4000K	40	4000K
TW	Tunable White Dali*	HC	Horticulture
		TW	Tunable White Dali*

* Note: Gli apparecchi con temperatura di colore variabile (Tunable White) vengono forniti comprensivi di alimentatore Dali | The devices with variable color temperature (Tunable White) are supplied with integrated Dali power supply.

● FASCIO/BEAM	
NR	Narrow 30°
WI	Wide 60° UGR<19
DF	Diffused
SA	Asymmetric
DA	Double Asymmetric

COMPOSIZIONE CODICE: xxx.x ● ● ●/##

HOW TO CREATE THE CODE: **F1000.827SD/01**

CODE

F1000.8 ● ● ● **/##** — finishing

base code | kelvin | beam | dimmable



Private Residence – Sydney, Australia
Architect: Corben Architects
Photo: Jason Alexander
Lighting Project: PG Gineico



MICROFILE



Woolwich, Sydney Australia
architecht/designer Michiru Higginbotham
architect in association ARC Architects
photo Katherine Lu



MICROFILE

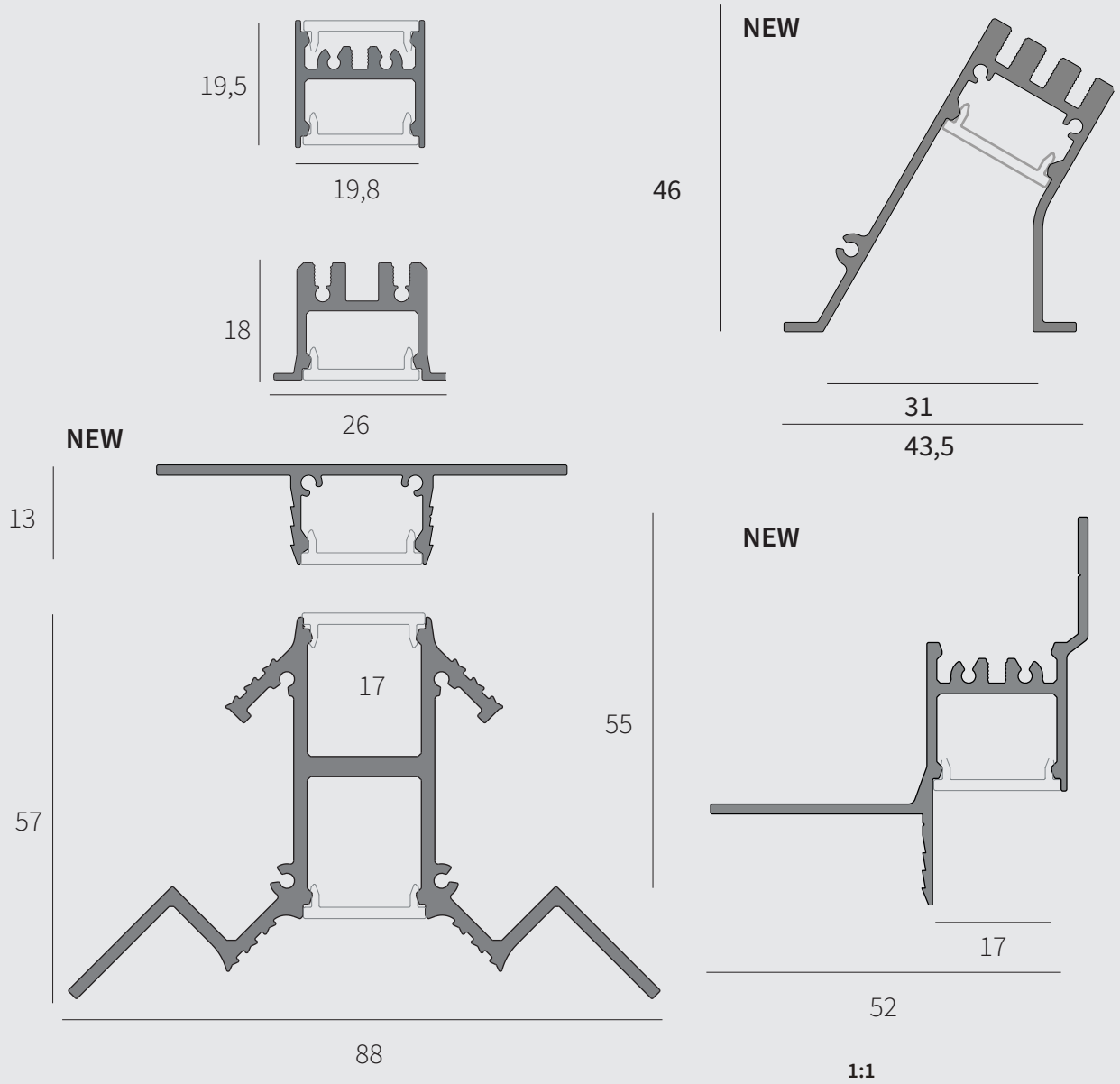

SEZIONE PROFILO/SECTION *PROFILE*

MICROFILE

Sistema modulare di profilo in estruso di alluminio 19,8x19,5mm, per installazione a sospensione e parete, soffitto, wallwhasher, incasso rasato e incasso asimmetrico, sorgenti lineari led, da completare con alimentatori remoti 24Vdc. Finitura verniciata testurizzata. Schermi diffondenti in policarbonato opalino e testate di chiusura light-proof. Grado di protezione IP40.

Modular system of extruded aluminum profiles 19.8x19.5mm, for suspension, wall, ceiling installation, trimless recessed, wallwasher, asymmetric recessed, linear LED sources, to be completed with 24Vdc remote power supplies. Embossed painted finish. Opal polycarbonate diffusing screens and light-proof end heads. IP40.

UK CONFORMITY ASSESSMENT E EUROPEAN CERTIFICATION /
UK CONFORMITY ASSESSTMENT AND EUROPEAN CERTIFICATION

PRODOTTI COSTRUITI CON MATERIALE RECICLABILE / PRODUCTS MADE OF RECYCLABLE MATERIAL

GARANZIA DI 5 ANNI / 5-YEAR WARRANTY

DIFFUSORE SILICONE OPAL / OPAL SILICONEDIFFUSER

LINEA LED RGB - RGB WHITE / RGB - RGBW LINEAR LED

FINITURE/FINISHINGS



01 - BIANCO / WHITE



02 - NERO / BLACK

FINITURE PREMIUM /PREMIUM FINISHINGS



81-ORO ROSA/ ROSE GOLD



82-BRONZO/ BRONZE



83-OTTONE SATINATO / BRUSHED BRASS

KELVIN



27 - 2700°K



30 - 3000°K



40 - 4000°K

DISPONIBILE SUL NOSTRO SITO IL CONFIGURATORE DI SISTEMI CON METODO DRAG & DROP
Requisiti minimi richiesti schermo da 10 pollici

AVAILABLE ON OUR WEBSITE SYSTEM CONFIGURATOR WITH DRAG & DROP METHOD
Minimum requirements required 10 inches screen

CURVE FOTOMETRICHE/*PHOTOMETRIC DATA*

MICROFILE LED

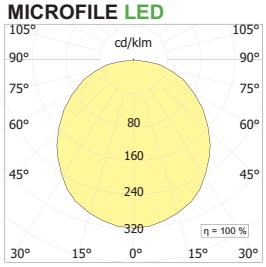



MICROFILE
SISTEMA / *SYSTEM*


WALLWHASHER
SUSPENSION

MICROFILE

SISTEMA INCASSO

RECESSED SYSTEM



LOCATION B&B GASSA D'AMANTE, VIESTE
PROJECT DEL GIUDICE ARCHITETTURA
PHOTO MARCO REGGI

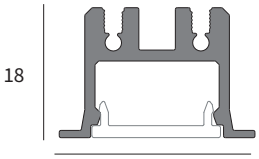

/ ## FINITURA PREMIUM /PREMIUM FINISHING

/81 oro rosa shine/shine rose gold

/82 bronzo/ bronze

/83 ottone spazzolato/ brushed brass

VERSIONI DISPONIBILI/AVAILABLE VERSION

/ ## FINITURA/FINISHING

/01 bianco | white

/02 nero | black

FINITURA CASSAFORMA /FINISHING WALLBOX

/27 alluminio anodizzato | anodized aluminium

COMPOSIZIONE CODICE: xxx.x /##

HOW TO CREATE THE CODE: **F1000/01**

CODE

F1000 **/##** — finishing

base code

.misura sostituire con la misura necessaria in mm. / replace with the required measure in mm.

PROFILO VUOTO INCASSO / EMPTY CEILING PROFILE



L.mm	CODE
1000	**MF02.1000/##**
2000	**MF02.2000/##**
3000	**MF02.3000/##**
----	**MF02.misura/##**

Profilo completo di diffusore in policarbonato - Polycarbonate diffuser included.

COPPIA DI TESTATE DI CHIUSURA / COUPLE OF CLOSURE HEADS



CODE
MF00TI/##

MOLLA DI FISSAGGIO PROFILO / FIXING SPRING FOR RECESSED VERSION



CODE
MF02.SF

Molla singola per fissare il profilo lineare al controsoffitto. Una ogni metro, minimo 2 | Single spring for fixing the linear profile on the false-ceiling. One every meter, 2 pieces minimun. One every meter, 2 pieces minimun.

DIFFUSORE IN SILICONE / SILICONE DIFFUSER



CODE
MFH00TH.misura

Lunghezza massima 20 m - Maximum lenght 20m

GIUNTO LINEARE / LINEAR JOINT



L.mm.	CODE
2000	**MF03.GL**

ACCESSORI / ACCESSORIES

PER INSTALLAZIONE A LATERIZIO / CALCESTRUZZO FOR BRICK WALLS / CONCRETE

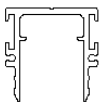

CASSAFORMA WALLBOX



Dim.	H	L.mm	Kg	CODE
57	98	1000	0.55	**MF08.1000 /27**
57	98	2000	1.10	**MF08.2000 /27**
57	98	3000	1.65	**MF08.3000 /27**
57	98	------	------	**MF08.misura/27**

COPPIA DI TESTATE PER CASSAFORMA / COUPLE OF CLOSURE HEADS FOR WALLBOX



CODE
MF08T

KIT D'AGGANCIO MAGNETICO SINGOLO/ MAGNETIC FIXING SINGLE KIT



CODE
MF08A

Per fissaggio modulo luminoso all'interno della cassaforma. ordinare 1 al m. (minimo 2 pezzi) | Single bracket to fix the lighting module within the wallbox, order 1 per m. (min. 2 pcs)

ELEMENTI LUMINOSI /LIGHT ELEMENTS **P. 138**

MICROFILE SISTEMA

INCASSO ASIMMETRICO TRIM NEW
ASYMMETRIC TRIM RECESSED



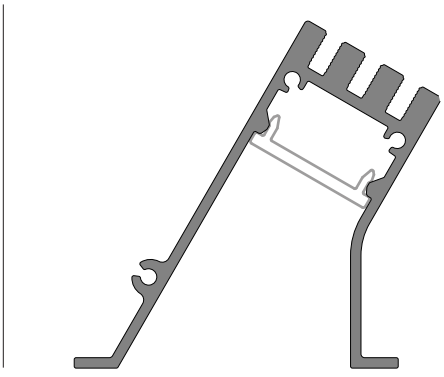

VERSIONI DISPONIBILI/AVAILABLE VERSION

FINITURA/FINISHING

/01 bianco | white

COMPOSIZIONE CODICE: xxx.x /##
HOW TO CREATE THE CODE: **F1000/01**

CODE

F1000 **/01** — finishing **/01** bianco | white

base code

.misura sostituire con la misura necessaria in mm. /
replace with the required measure in mm.

spessore cartongesso / plasterboard thickness 9-15

PROFILO VUOTO INCASSO ASIMMETRICO / ASYMMETRIC RECESSED EMPTY PROFILE
completo di diffusore / included diffuser



L.mm	Kg	CODE
1000	0.93	**MF40.1000 /01**
2000	1.86	**MF40. 2000 /01**
3000	2.79	**MF40.3000 /01**
------		**MF40.misura /01**

COPPIA DI TESTATE PER PROFILO INCASSO / COUPLE OF CLOSURE HEADS



CODE
MF40TI

MOLLA DI FISSAGGIO PROFILO PER INCASSO / FIXING SPRING FOR RECESSED VERSION



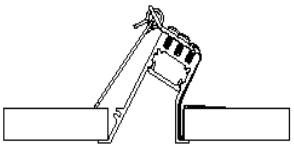

CODE
MF40SF

RICAMBIO DIFFUSORE IN POLICARBONATO OPALINO / SPARE OPAL WHITE POLYCARBONATE DIFFUSER



L.mm	Kg	CODE
1000	0.16	**MF00P.1000**
2000	0.33	**MF00P.2000**
3000	0.50	**MF00P.3000**
------		**MF00P.misura**



ELEMENTI LUMINOSI /LIGHT ELEMENTS **P. 138**

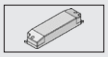

DRIVERS VEDI | SEE **P. 447**



MICROFILE

SISTEMA INCASSO RASATO

TRIMLESS RECESSED SYSTEM

7EVEN TOWER REGGIO EMILIA
TTM SPA

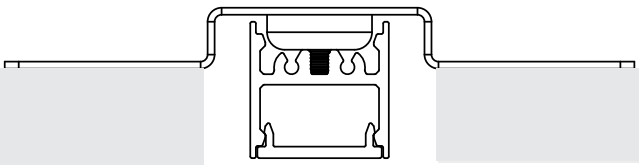

19,8

VERSIONI DISPONIBILI/AVAILABLE VERSION

/ ## FINITURA/FINISHING

/01 bianco | white

/02 nero | black

COMPOSIZIONE CODICE: xxx.x /##
HOW TO CREATE THE CODE: **F1000/01**

CODE
F1000 **/##** — finishing
|
base code

.misura sostituire con la misura necessaria in mm. /
replace with the required measure in mm.

PROFILO VUOTO INCASSO RASATO / TRIMLESS RECESSED EMPTY PROFILE



Lmm	CODE
1000	**MF01.1000/##**
2000	**MF01.2000/##**
3000	**MF01.3000/##**
----	**MF01.misura/##**

Profilo completo di diffusore in policarbonato - Polycarbonate diffuser included.

COPPIA DI TESTATE DI CHIUSURA / COUPLE OF CLOSURE HEADS



CODE
MF00TP/##

STAFFE DI FISSAGGIO / FIXING BRACKET



CODE
MF05.M

Staffa singola per fissare il profilo lineare al controsoffitto. Una ogni metro, minimo 2 | Single bracket for fixing the linear profile on the false-ceiling. One every meter, 2 pieces minimun.

DIFFUSORE IN SILICONE / SILICONE DIFFUSER



CODE
MFH00TH.misura/##

Lunghezza massima 20 m - Maximum lenght 20m

GIUNTO LINEARE / LINEAR JOINT



Lmm.	CODE
2000	**MF03.GL**

ELEMENTI LUMINOSI /LIGHT ELEMENTS **P. 138**

DRIVERS VEDI | SEE **P. 447**

MICROFILE

SISTEMA INCASSO SUPERSLIM NEW

SUPERSLIM RECESSED SYSTEM

Location: appartamento privato - Genova, Italia
Project: Ministudio Architetti
Photo: Bruno Ravera

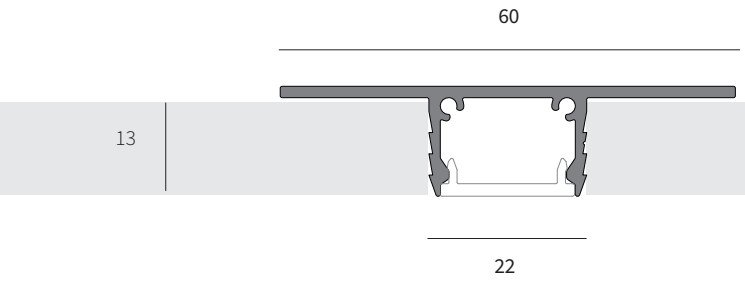

VERSIONI DISPONIBILI/AVAILABLE VERSION

COMPOSIZIONE CODICE: xxx/##
HOW TO CREATE THE CODE: **F1000/01**

CODE
F1000 **/27** — finishing alluminio | aluminium
base code

.misura sostituire con la misura necessaria in mm. /
replace with the required measure in mm.

PROFILO VUOTO INCASSO RASATO SUPERSLIM H13 / TRIMLESS RECESSED EMPTY PROFILE H13 SUPERSLIM



Lmm	Kg	CODE
1000	0.95	**MF42.1000/27**
2000	2.00	**MF42.2000/27**
3000	2.60	**MF42.3000/27**
------		**MF42.misura/27**

COPPIA DI TESTATE PER PROFILO INCASSO RASATO/ COUPLE OF CLOSURE HEADS FOR TRIMLESS RECESSED PROFILE



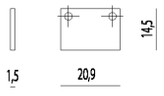

CODE
MF42TI

DIFFUSORE IN POLICARBONATO OPALINO / OPAL WHITE POLYCARBONATE DIFFUSER



L.mm	Kg	CODE
1000	0.16	**MF00P.1000**
2000	0.33	**MF00P.2000**
3000	0.50	**MF00P.3000**
------		**MF00P.misura**

DIFFUSORE IN SILICONE / SILICONE DIFFUSER



CODE
MFH00TH.misura

Lunghezza massima 20 m - Maximum lenght 20m



ELEMENTI LUMINOSI /LIGHT ELEMENTS **P. 138**

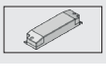

DRIVERS VEDI | SEE **P. 447**

MICROFILE SISTEMA

INCASSO ARRETRATO RADENTE NEW

WALL WASHER BACK RECESSED



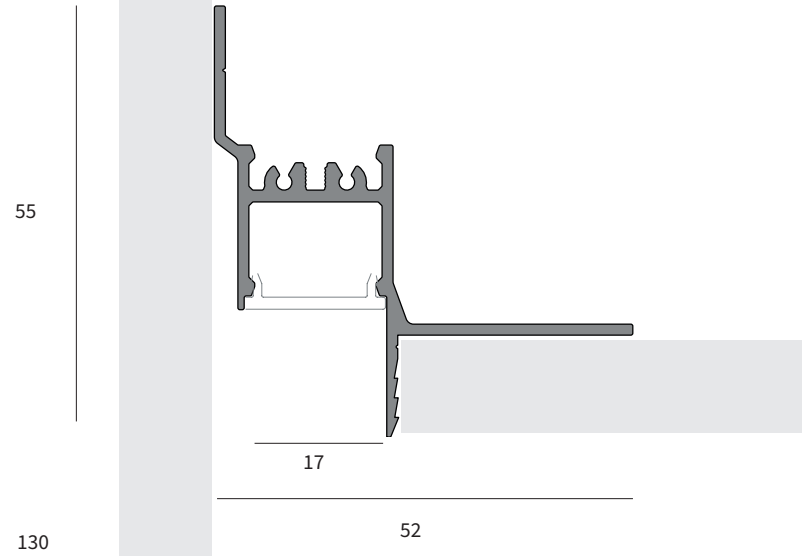

VERSIONI DISPONIBILI/AVAILABLE VERSION

COMPOSIZIONE CODICE: xxx /##
HOW TO CREATE THE CODE: **F1000/01**

CODE
F1000 **/27** — finishing alluminio | aluminium
base code

.misura sostituire con la misura necessaria in mm. /
replace with the required measure in mm.

PROFILO VUOTO INCASSO RASATO / TRIMLESS RECESSED EMPTY PROFILE



L.mm	Kg	CODE
1000	0.95	**MF41.1000/27**
2000	2.00	**MF41.2000/27**
3000	2.60	**MF41.3000/27**
------		**MF41.misura/27**

COPPIA DI TESTATE PER PROFILO INCASSO RASATO/ COUPLE OF CLOSURE HEADS FOR TRIMLESS RECESSED PROFILE



CODE
MF41TI

DIFFUSORE IN POLICARBONATO OPALINO / OPAL WHITE POLYCARBONATE DIFFUSER



L.mm	Kg	CODE
1000	0.16	**MF00P.1000**
2000	0.33	**MF00P.2000**
3000	0.50	**MF00P.3000**
------		**MF00P.misura**

DIFFUSORE IN SILICONE / SILICONE DIFFUSER



CODE
MFH00TH.misura

Lunghezza massima 20 m - Maximum lenght 20m



ELEMENTI LUMINOSI /LIGHT ELEMENTS **P. 138**

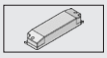

DRIVERS VEDI | SEE **P. 447**

MICROFILE

SISTEMA SOFFITTO
CEILING SYSTEM

Tuttolingue Catania
Arch. Dario Antignano

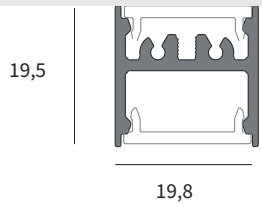

VERSIONI DISPONIBILI/AVAILABLE VERSION

/ ## FINITURA/FINISHING

/01 bianco | white

/02 nero | black

/ ## FINITURA PREMIUM /PREMIUM FINISHING

/81 oro rosa shine/shine rose gold

/82 bronzo/ bronze

/83 ottone spazzolato/ brushed brass

COMPOSIZIONE CODICE: xxx.x /##
HOW TO CREATE THE CODE: **F1000/01**

CODE
F1000 **/##** — finishing
|
base code

.misura sostituire con la misura necessaria in mm. /
replace with the required measure in mm.

PROFILO VUOTO / EMPTY PROFILE



L.mm	CODE
1000	**MF01.1000/##**
2000	**MF01.2000/##**
3000	**MF01.3000/##**
----	**MF01.misura/##**

Profilo completo di diffusore in policarbonato - Polycarbonate diffuser included.

COPPIA DI TESTATE DI CHIUSURA / COUPLE OF CLOSURE HEADS



CODE
MF00TP/##

SISTEMA D'AGGANCIO / FIXING SYSTEM





L.mm	CODE
1000	**MF00DP.1000**
2000	**MF00DP.2000**
3000	**MF00DP.3000**

DIFFUSORE IN POLICARBONATO OPALINO / OPAL WHITE POLYCARBONATE DIFFUSER



L.mm	Kg	CODE
1000	0.16	**MF00P.1000**
2000	0.33	**MF00P.2000**
3000	0.50	**MF00P.3000**
------		**MF00P.misura**

DIFFUSORE IN SILICONE / SILICONE DIFFUSER



CODE
MFH00TH.misura

Lunghezza massima 20 m - Maximum lenght 20m

GIUNTO LINEARE / LINEAR JOINT



L.mm.	CODE
2000	**MF03.GL**

ELEMENTI LUMINOSI /LIGHT ELEMENTS **P. 138**

DRIVERS VEDI | SEE **P. 447**

MICROFILE
SISTEMA SOSPENSIONE
SUSPENSION SYSTEM

IZAKAYA JAPANESE RESURANT SYDNEY
PROJECT MICHIRU DESIGN STUDIO

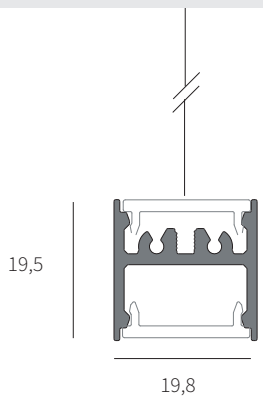

VERSIONI DISPONIBILI/AVAILABLE VERSION

/ ## FINITURA/FINISHING

/01 bianco | white

/02 nero | black

/ ## FINITURA PREMIUM /PREMIUM FINISHING

/81 oro rosa shine/shine rose gold

/82 bronzo/ bronze

/83 ottone spazzolato/ brushed brass

COMPOSIZIONE CODICE: xxx.x /##
HOW TO CREATE THE CODE: **F1000/01**

CODE
F1000 **/##** — finishing
|
base code

.misura sostituire con la misura necessaria in mm. /
replace with the required measure in mm.

PROFILO VUOTO / EMPTY PROFILE



L.mm	CODE
1000	**MF01.1000 / ##**
2000	**MF01.2000/ ##**
3000	**MF01.3000/ ##**
----	**MF01.misura/ ##**

Profilo completo di diffusore in policarbonato - Polycarbonate diffuser included.

COPPIA DI TESTATE DI CHIUSURA / COUPLE OF CLOSURE HEADS



CODE
MF00TP/##

MOLLA SINGOLA PER CARTONGESSO / SINGLE SPING FOR FALSE CEILING



CODE
MF02.SF

Molla singola per fissare il profilo lineare al controsoffitto. Una ogni metro, minimo 2 | Single spring for fixing the linear profile on the false-ceiling. One every meter, 2 pieces minimun. One every meter, 2 pieces minimun.

DIFFUSORE IN SILICONE / SILICONE DIFFUSER



CODE
MFH00TH.misura/##

Lunghezza massima 20 m - Maximum lenght 20m

KIT ALIMENTAZIONE SOSPENSIONE CON ROSONE E DRIVER INCLUSI POWER CABLE KIT WITH CEILING CANOPY AND DRIVER INCLUDED



W	Dim.	H	CODE
30	355x32x40	2000	**MFH00SA/01**
60	355x32x40	2000	**MFH00SB/01**

KIT ALIMENTAZIONE SOSPENSIONE CON ROSONE / POWER CABLE KIT WITH CEILING CANOPY



Dim.	H	CODE
62x40x45	2000	**MFH01S/##**

CAVO SINGOLO DI SOSP. IN ACCIAIO L.2000mm / STEEL SUSPENSION KIT L. 2000 mm



L mm.	CODE
2000	**MF03.SO/##**

GIUNTO LINEARE / LINEAR JOINT



CODE
MF03.GL

ELEMENTI LUMINOSI /LIGHT ELEMENTS **P. 138**

DRIVERS VEDI | SEE **P. 447**





MICROFILE

SISTEMA ANGOLARE
CORNER SYSTEM

INSTALLAZIONE IN ANGOLO ESTERNO
RECESSED WITHIN AN OUTSIDE CORNER

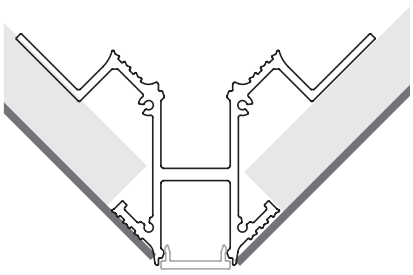

19,8

INSTALLAZIONE IN ANGOLO INTERNO
RECESSED WITHIN AN INSIDE CORNER

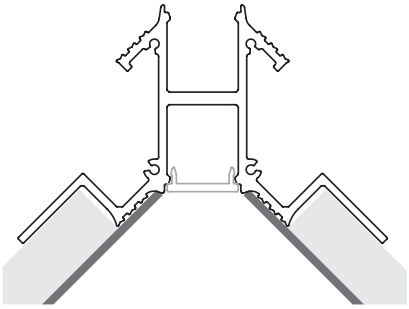

19,8

Un solo profilo due possibilità di installazione
One profile two installation options

PROFILO VUOTO ANGOLARE / EMPTY CORNER PROFILE



L.mm	CODE
1000	**MF04.1000/##**
2000	**MF04.2000/##**
3000	**MF04.3000/##**
-------	**MF04.misura/##**

Profilo compreso di diffusore - Diffuser included

COPPIA TESTATE ANGOLARE / COUPLE OF CLOSURE HEADS, CORNER VERSION



CODE
MF00TA/##

GIUNTO LINEARE / LINEAR JOINT



L.mm.	CODE
2000	**MF03.GL**

DIFFUSORE IN POLICARBONATO OPALINO / OPAL WHITE POLYCARBONATE DIFFUSER



L.mm	Kg	CODE
1000	0.16	**MF00P.1000**
2000	0.33	**MF00P.2000**
3000	0.50	**MF00P.3000**
------		**MF00P.misura**

VERSIONI DISPONIBILI/AVAILABLE VERSION

/ ## FINITURA/FINISHING

☐ **/01** bianco | white

COMPOSIZIONE CODICE: xxx.x /##

HOW TO CREATE THE CODE: **F1000/01**

CODE

F1000 **/##** — finishing

base code

.misura sostituire con la misura necessaria in mm. / replace with the required measure in mm.

ELEMENTI LUMINOSI /LIGHT ELEMENTS **P. 138**

DRIVERS VEDI | SEE **P. 447**

MICROFILE

ELEMENTI LUMINOSI
LIGHT ELEMENTS

LINEA DI LUCE DA 5 METRI/ LED LINE 5 METERS ROLL



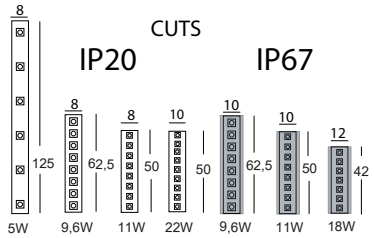

Strip led ad alta efficienza con biadesivo e supporto di larghezza 8-12 mm su bobina da 5 metri, da alimentare con driver stabilizzati in tensione da 24Vdc. Classe di isolamento III. | High efficiency strip led with biadhesive and support of 8-12 mm wide on 5 meters roll. To be fed with 24Vdc voltage-stabilized driver. Insulation class III.

24V CRI >80 UK CA CE

Linea di luce Led IP20 24V

W/m	V	Led/m	lm/m		lm/W	CRI	IP	L.mm	CODE
5,5	24	60	270		49	80	20	5000	**ST05.O.5**
9,6	24	120	540		56	80	20	5000	**ST10.O.5**
11	24	180	1200		109	80	20	5000	**ST11.O.5**
22	24	168	3015		139	80	20	5000	**ST22.O.5**
13+13	24	80+80	2120+2230	2700-6500K	cut 50mm		20	5000	**ST22.TW.5**

Linea di luce Led IP67 24V

W/m	V	Led/m	lm/m	lm/W	CRI	IP	L.mm	CODE
9,6	24	120	540	56	80	67	5000	**ST10.O.5IP**
11	24	160	1660	151	80	67	5000	**ST15.O.5IP**
18	24	168	1964	109	80	67	5000	**ST20.O.5IP**

Linea di luce RGB - RGBW 24V

W/m	V	Led/m	lm/m	Beam	Type	CUT	L.mm	CODE
95W	24	60	270	120°	RGB + White 3000K	100	5000	**ST20.RGBW.5**
100W	24	120	540		RGB + White 2700K	100	5000	**ST19.RGBW.5IP**
100W	24	168	3015		RGB + White 2700K	100	5000	**ST19.RGBW.5**

VERSIONI DISPONIBILI/AVAILABLE VERSION

O KELVIN

27 2700K
30 3000K
40 4000K

COMPOSIZIONE CODICE: xxx.x O /##
HOW TO CREATE THE CODE: **F1000.827/01**

CODE
F1000.8 O /## — finishing
| |
base code kelvin



B&B GASSA D'AMANTE VIESTE
PHOTO MARCO REGGI


AEG



MICROFILE H

MICROFILE H

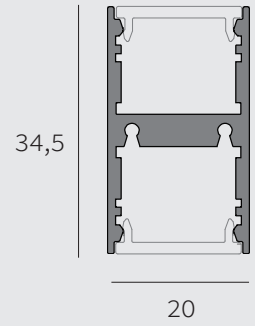

1:1

SEZIONE PROFILO/SECTION PROFILE

MICROFILE H

Corpi illuminanti, in estruso di alluminio, a sospensione, soffitto e incasso per illuminazione diffusa diretta o biemissione di forma circolare, quadrata, rettangolare od esagonale completi di schermo in silicone. Sorgenti lineari LED da completare con alimentatore remoto 24Vdc. Grado di protezione IP44. Disponibili in moduli finiti su richiesta e sistema modulare.

Suspended, recessed, wall/ceiling lighting fixtures in extruded aluminum for direct or bi-emission diffused lighting of circular, square, rectangular or hexagonal shape complete with silicone screen. Integrated linear LED sources to be completed with 24Vdc remote power supply. IP44. Available default modules on demand and modular system.

UK CONFORMITY ASSESSMENT E EUROPEAN CERTIFICATION / UK CONFORMITY ASSESSTMENT AND EUROPEAN CERTIFICATION

PRODOTTI COSTRUITI CON MATERIALE RECICLABILE / PRODUCTS MADE OF RECYCLABLE MATERIAL

GARANZIA DI 5 ANNI / 5-YEAR WARRANTY

DIFFUSORE OPAL / OPAL DIFFUSER

VERSIONE MONOEMISSIONE /MOEMISSION VERSION

VERSIONE BIEMISSIONE /BIEMISSION VERSION

Le versioni a luce diretta ed indiretta sono sempre predisposte per accensioni separate | Direct and indirect version are always prepared for indipendent ignition

LINEA LED RGB - RGB WHITE / RGB - RGBW LINEAR LED

FINITURE/FINISHINGS

01-BIANCO/ WHITE

02-NERO/ BLACK

FINITURE PREMIUM /PREMIUM FINISHINGS

81-ORO ROSA/ ROSE GOLD

82-BRONZO/ BRONZE

83-OTTONE SATINATO / BRUSHED BRASS

FORME /SHAPES

CIRCLE

SQUARE

RECTANGULAR

EXAGONAL

CURVE FOTOMETRICHE/*PHOTOMETRIC DATA*

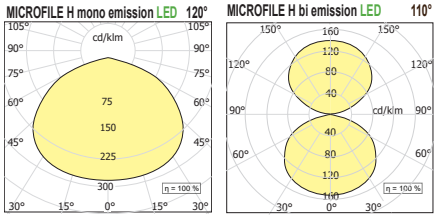



MICROFILE H
MODULI FINITI /



/ STAND ALONE MODULES





MICROFILE H

SOSPENSIONE
SOSPENSIONE



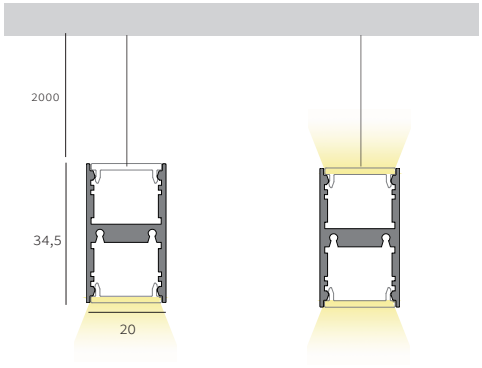

Completo di diffuosre in silicone | Complete with silicone diffuser

VERSIONI DISPONIBILI/AVAILABLE VERSION

● **KELVIN**

27 2700K
30 3000K
40 4000K

/ ## FINITURA/FINISHING

/01 bianco | white
/02 nero | black

/ ## FINITURA PREMIUM
/PREMIUM FINISHING

/81 oro rosa shine/shine rose gold
/82 bronzo/ bronze
/83 ottone spazzolato/ brushed brass

COMPOSIZIONE CODICE: xxx.x ● /##
HOW TO CREATE THE CODE: **F1000.827/01**

CODE
F1000.8 ● /## — finishing
base code | kelvin

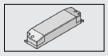

DRIVERS VEDI | SEE **P. 447**

MICROFILE H CIRCLE



LED W		ø	Kg	lm prod 3000K	CODE
66		1006	3,5	3358	**MFH010.8 ● /##**
2x66		1006	3,5	6715	**MFH020.8 ● /##**

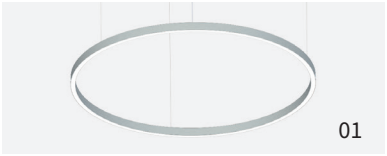

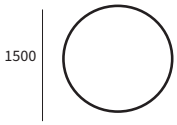

LED W		ø	Kg	lm prod 3000K	CODE
100		1506	4	5037	**MFH011.8 ● /##**
2x100		1506	4	10073	**MFH021.8 ● /##**

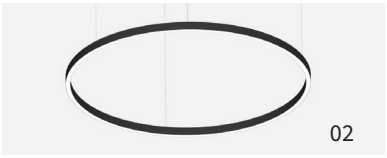

Da completare con alimentatore remoto e rosone . Possibilità di doppia accensione | To be completed with remote power supply and canopy. The fixture is suitable for double switch option

MICROFILE H SQUARE/RECTANGULAR

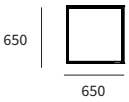

LED W		Dim.	Kg	lm prod 3000K	CODE
50		650x650	2,5	2425	**MFH030.8 ●/##**
2x50		650x650	2,5	4526	**MFH040.8 ●/##**



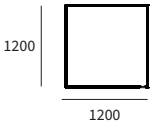

W		Dim.	Kg	lm prod 3000	CODE
100		1200x1200	3,8	4526	**MFH032.8 ●/##**
2x100		1200x1200	3,8	8891	**MFH042.8 ●/##**

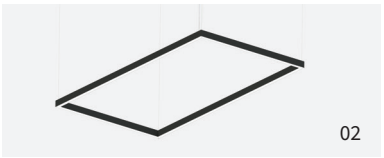

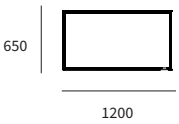

W		Dim.	Kg	lm prod 3000K	CODE
78		1200x650	3	3476	**MFH031.8 ●/##**
2x78		1200x650	3	6709	**MFH041.8 ●/##**

Da completare con alimentatore remoto e rosone . Possibilità di doppia accensione | To be completed with remote power supply and canopy. The fixture is suitable for double switch option

MICROFILE H EXAGONAL

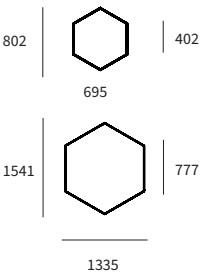

LED W		Dim.	Kg	lm product 3000K	CODE
47		802x695	1,5	2396	**MFH050.8 ● /##**
2x47		802x695	1,5	4526	**MFH060.8 ● /##**

W		Dim.	Kg	lm product 3000K	CODE
105		1541x1335	2,8	4793	**MFH051.8 ● /##**
2x105		1541x1335	2,8	9319	**MFH061.8 ● /##**





Da completare con alimentatore remoto e rosone . Possibilità di doppia accensione | To be completed with remote power supply and canopy. The fixture is suitable for double switch option

ACCESSORI/ACCESSORIES

STAFFE DI GIUNZIONE ESAGONALE / JOINTS FOR EXAGONAL VERSION



	CODE
per unire due elementi - for join 2 elements	**MFH080**
per unire 3 elementi - for join 3 elements	**MFH081**

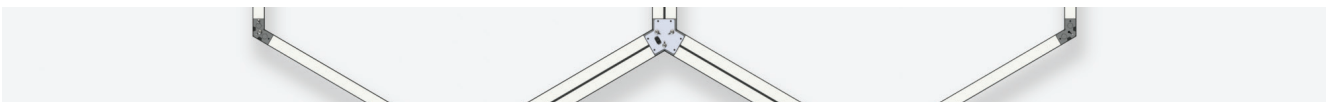

ROSONE PER ALLOGGIAMENTO DRIVER / CEILING CANOPY TO HOUSE THE DRIVER





CODE

LB421/##

ROSONE PER CARTONGESSO / CANOPY FOR PLASTERDOARD CEILING





CODE

LB428/##

MICROFILE H

SOFFITTO
CEILING

SOFFITTO /CEILING

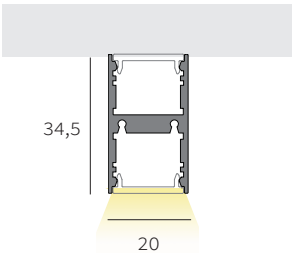

PARETE/WALL MOUNTED

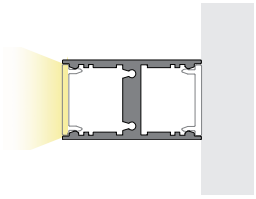

Completo di diffuosre in silicone | Complete with silicone diffuser

VERSIONI DISPONIBILI/AVAILABLE VERSION

● **KELVIN**

27 2700K
30 3000K
40 4000K

/ ## FINITURA/FINISHING

/01 bianco | white
/02 nero | black

/ ## FINITURA PREMIUM
/PREMIUM FINISHING

/81 oro rosa shine/shine rose gold
/82 bronzo/ bronze
/83 ottone spazzolato/ brushed brass

COMPOSIZIONE CODICE: XXX.X ● /##
HOW TO CREATE THE CODE: **F1000.827/01**

CODE
F1000.8 ● /## — finishing
base code | kelvin

DRIVERS VEDI | SEE **P. 447**

MICROFILE H CIRCLE SOFFITTO WALL/CEILING

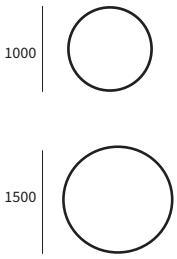

LED W		ø	Kg	lm prod 3000K	CODE
66		1006	3,5	3358	**MFH211.8 ● /##**

LED W		ø	Kg	lm prod 3000K	CODE
100		1506	4	5037	**MFH212.8 ● /##**

Da completare con alimentatore remoto . | To be completed with remote power supply.


01


02

MICROFILE H SQUARE SOFFITTO WALL/CEILING

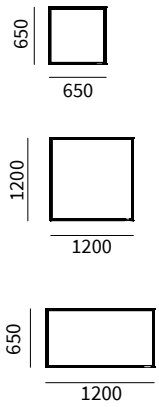

LED W		Dim.	Kg	lm prod 3000K	CODE
50		650x650	2,5	2425	**MFH221.8 ●/##**

LED W		Dim.	Kg	lm prod 3000	CODE
100		1200x1200	3,8	4526	**MFH222.8 ●/##**

LED W		Dim.	Kg	lm prod 3000K	CODE
78		1200x650	3	3476	**MFH223.8 ●/##**

Da completare con alimentatore remoto . | To be completed with remote power supply.


01

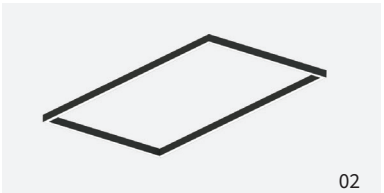
02

MICROFILE H EXAGONAL SOFFITTO /CEILING

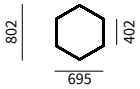

LED W		Dim.	Kg	lm product 3000K	CODE
45		802x695	1,5	2396	**MFH231.8 ● /##**

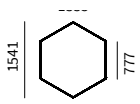

LED W		Dim.	Kg	lm product 3000K	CODE
102		1541x1335	2,8	4793	**MFH232.8 ● /##**

Da completare con alimentatore remoto . | To be completed with remote power supply.


01


02



MICROFILE H

INCASSO RASATO
TRIMLESS RECESSED

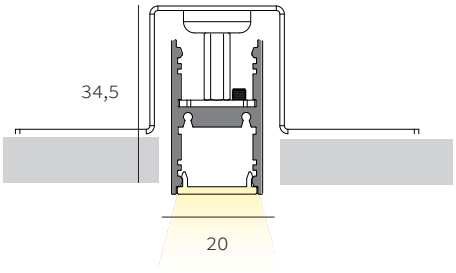

Completo di diffuosre in silicone | Complete with silicone diffuser

VERSIONI DISPONIBILI/AVAILABLE VERSION

● **KELVIN**

27 2700K
30 3000K
40 4000K

/ ## FINITURA/FINISHING

/01 bianco | white
/02 nero | black

/ ## FINITURA PREMIUM
/PREMIUM FINISHING

/81 oro rosa shine/shine rose gold
/82 bronzo/ bronze
/83 ottone spazzolato/ brushed brass

COMPOSIZIONE CODICE: XXX.X ● /##
HOW TO CREATE THE CODE: **F1000.827/01**

CODE
F1000.8 ● /## — finishing
base code | kelvin

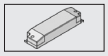

DRIVERS VEDI | SEE **P. 447**

MICROFILE H CIRCLE INCASSO / RECESSED

Completo di diffuosre in silicone | Complete with silicone diffuser

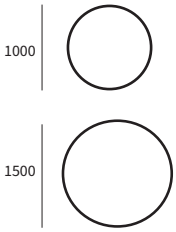

LED W	ø	Kg	lm prod 3000K	CODE
66	1006	3,5	3358	**MFH311.8 ● /##**

LED W	ø	Kg	lm prod 3000K	CODE
100	1506	4	5037	**MFH312.8 ● /##**

Da completare con alimentatore remoto . | To be completed with remote power supply.



MICROFILE H SQUARE INCASSO/ RECESSED

Completo di diffuosre in silicone | Complete with silicone diffuser

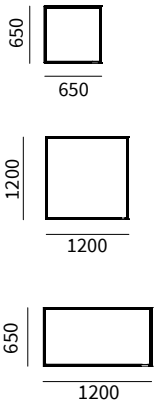

LED W	Dim.	Kg	lm prod 3000K	CODE
50	650x650	2,5	2425	**MFH321.8 ● /##**

LED W	Dim.	Kg	lm prod 3000	CODE
100	1200x1200	3,8	4526	**MFH322.8 ● /##**

LED W	Dim.	Kg	lm prod 3000K	CODE
78	1200x650	3	3476	**MFH323.8 ● /##**

Da completare con alimentatore remoto | To be completed with remote power supply.



MICROFILE H EXAGONAL INCASSO / RECESSED

Completo di diffuosre in silicone | Complete with silicone diffuser

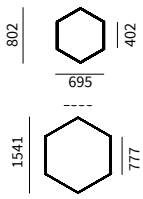

LED W	Dim.	Kg	lm product 3000K	CODE
47	802x695	1,5	2396	**MFH331.8 ● /##**

LED W	Dim.	Kg	lm product 3000K	CODE
105	1541x1335	2,8	4793	**MFH332.8 ● /##**

Da completare con alimentatore remoto | To be completed with remote power supply.



151



MICROFILE H
SISTEMA / *SYSTEM*


SUSPENSION



MICROFILE H
CURVES

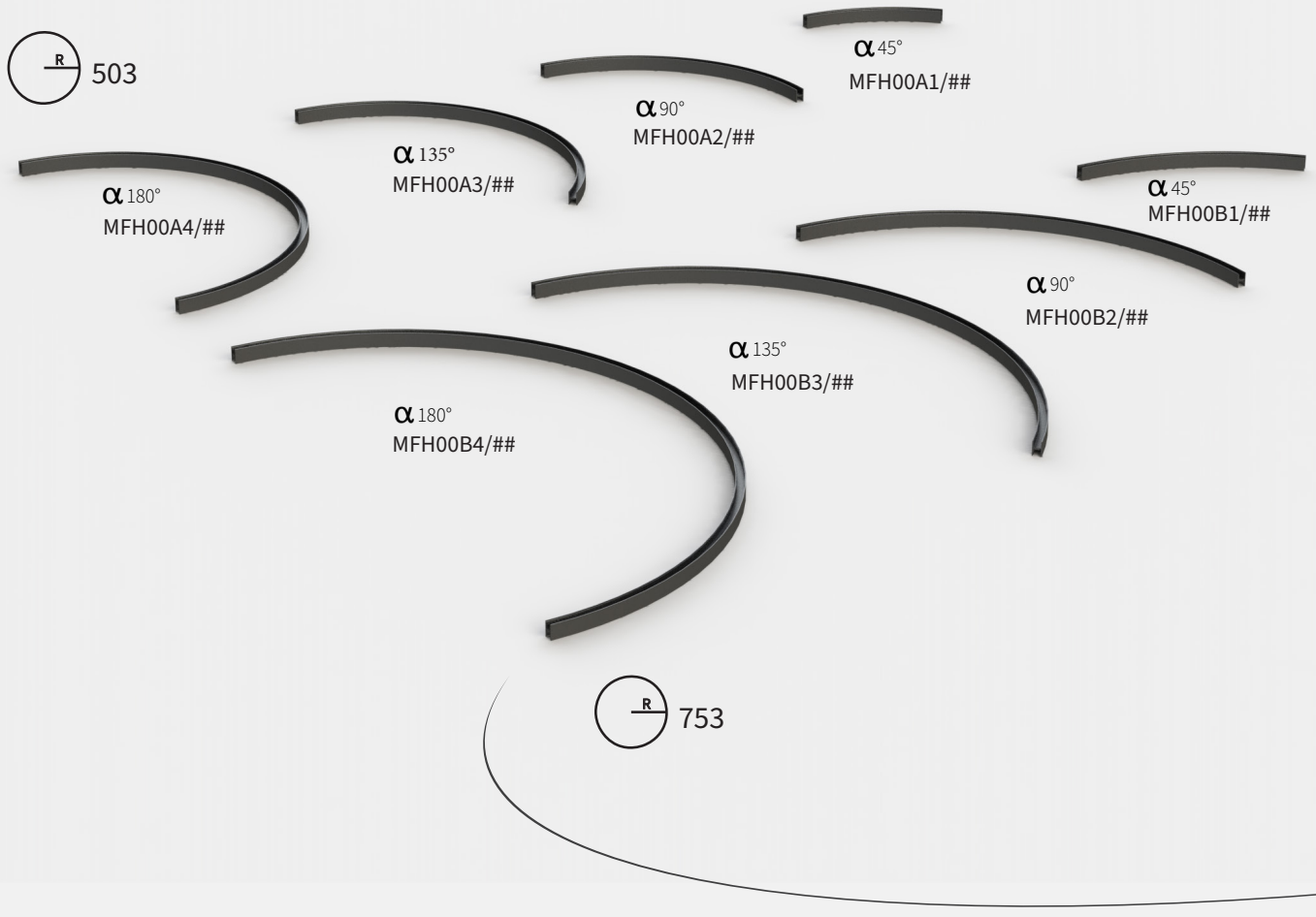

MICROFILE ESEMPIO DI COMPOSIZIONE

MICROFILE EXAMPLE OF COMPOSITION

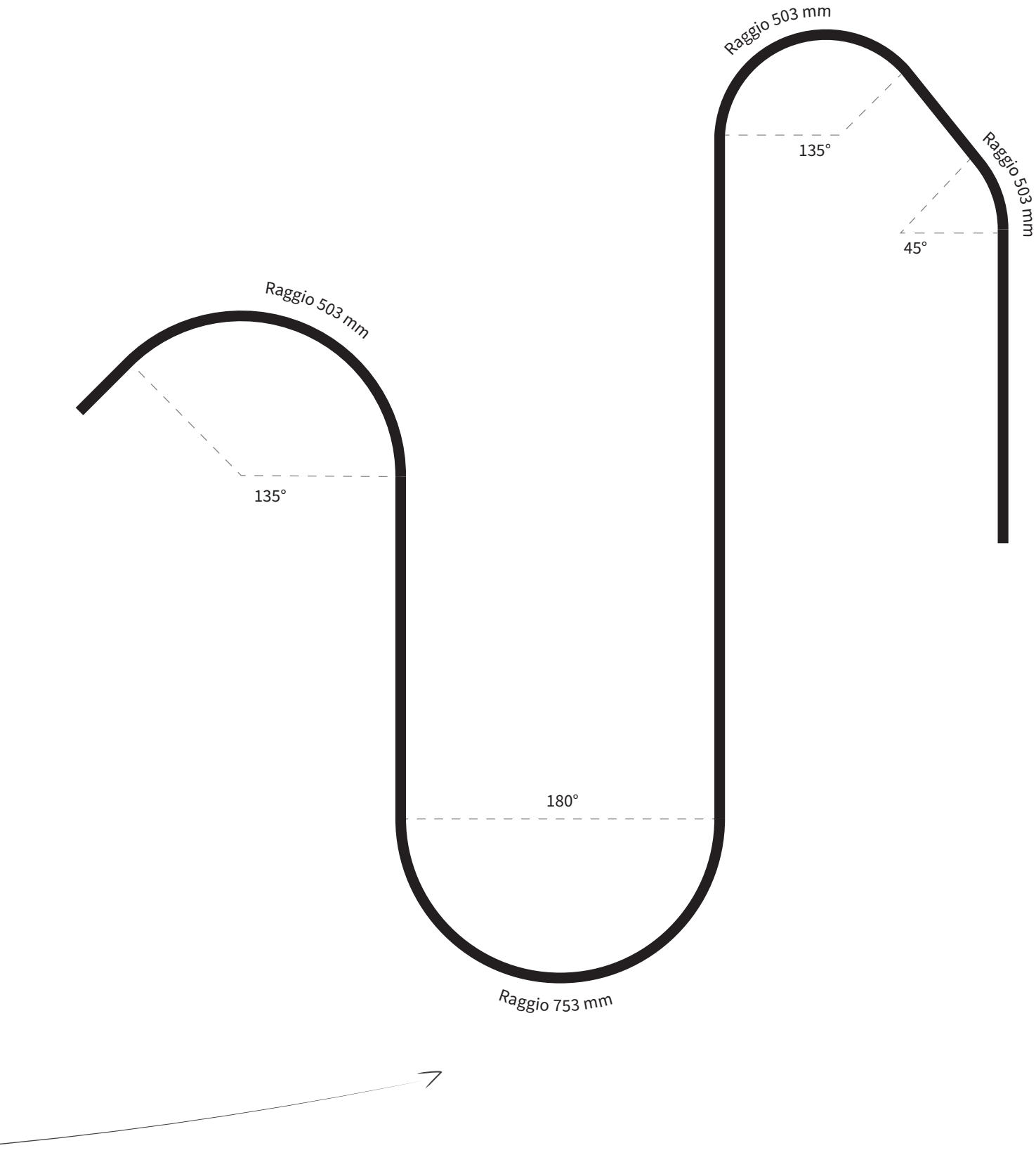

MICROFILE H

SISTEMA INCASSO

RECESSED SYSTEM

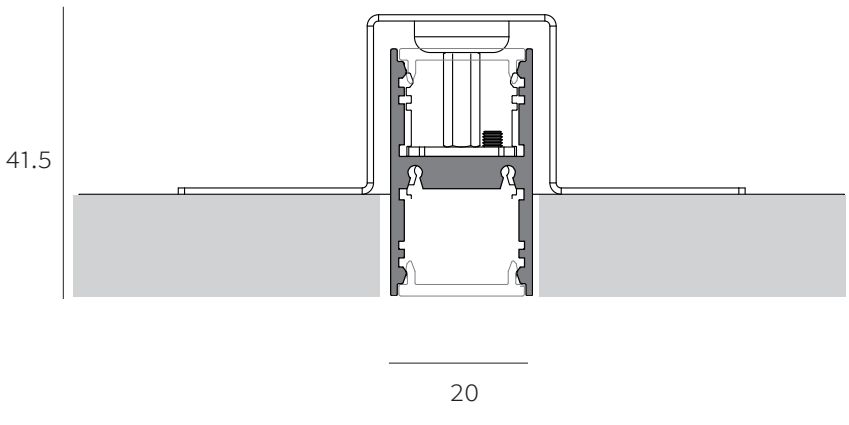

VERSIONI DISPONIBILI/AVAILABLE VERSION

FINITURA/FINISHING

/01 bianco | white

COMPOSIZIONE CODICE: xxx.x /##

HOW TO CREATE THE CODE: **F1000/01**

CODE

F1000 **/##** — finishing

base code

.misura sostituire con la misura necessaria in mm. /
replace with the required measure in mm.

PROFILO VUOTO LINEARE / LINEAR EMPTY PROFILE



L.mm	CODE
1000	**MFH00.1000/01**
2000	**MFH00.2000/01**
3000	**MFH00.3000/01**
------	**MFH00.misura/01**

COPPIA DI TESTATE PER PROFILO / COUPLE OF CLOSURE HEADS



CODE
MFH00C/01

PROFILO VUOTO CURVO / EMPTY CURVE PROFILE



° angle	ø mm.	mmxmm	CODE
angolo 45°	503	59x386	**MFH00A1 /01**
angolo 90°	503	163x713	**MFH00A2 /01**
angolo 135°	503	320x930	**MFH00A3 /01**
angolo 180°	503	504x1007	**MFH00A4 /01**
angolo 45°	753	78x560	**MFH00B1 /01**
angolo 90°	753	237x1065	**MFH00B2 /01**
angolo 135°	753	754x1392	**MFH00B3 /01**
angolo 180°	753	754x1507	**MFH00B4 /01**

DIFFUSORE IN SILICONE / OPAL WHITE SILICONE DIFFUSER



CODE
MFH00TH.misura

Lunghezza massima 20m | Maximum lenght 20m
Attenzione diffusore in silicone, la resa luminosa potrebbe differire rispetto ai prodotti della stessa famiglia con diffusore in policarbonato.

DIFFUSORE IN POLICARBONATO OPALINO / OPALINE POLYCARBONATE DIFFUSER



L.mm	CODE
1000	**MF00P.1000**
2000	**MF00P.2000**
3000	**MF00P.3000**
------	**MF00P.misura**

Lunghezza massima 6m | Maximum lenght 6m

KIT DI FISSAGGIO A CARTONGESSO / FIXING KIT FOR PLATERBOARD



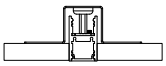

CODE
MFH12

Staffa singola per fissare il profilo lineare al controsoffitto. Una ogni metro, min. 2 | Single hanger for fixing the linear profile on the false-ceiling. One every meter, 2 pcs min.



ELEMENTI LUMINOSI /LIGHT ELEMENTS **P. 164**

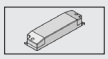

DRIVERS VEDI | SEE **P. 447**

NEW

MICROFILE H

SISTEMA SOFFITTO

CEILING SYSTEM



KIT DI SICUREZZA / SAFETY KIT MOUNTING



STAFFA LINEARE / LINEAR BRACKET

DIFFUSORE / DIFFUSER



PROFILO VUOTO LINEARE / LINEAR EMPTY PROFILE



L.mm	CODE
1000	**MFH00.1000/##**
2000	**MFH00.2000/##**
3000	**MFH00.3000/##**
------	**MFH00.misura/##**

COPPIA DI TESTATE PER PROFILO / COUPLE OF CLOSURE HEADS



CODE
MFH00C/##

PROFILO VUOTO CURVO / EMPTY CURVE PROFILE



° angle	ø mm.	mmxmm	CODE
angolo 45°	503	59x386	**MFH00A1 /##**
angolo 90°	503	163x713	**MFH00A2 /##**
angolo 135°	503	320x930	**MFH00A3 /##**
angolo 180°	503	504x1007	**MFH00A4 /##**
angolo 45°	753	78x560	**MFH00B1 /##**
angolo 90°	753	237x1065	**MFH00B2 /##**
angolo 135°	753	754x1392	**MFH00B3 /##**
angolo 180°	753	754x1507	**MFH00B4 /##**

SISTEMA D'AGGANCIO / FIXING SYSTEM



L.mm	CODE
1000	**MF00DP.1000**
2000	**MF00DP.2000**
3000	**MF00DP.3000**

DIFFUSORE IN SILICONE / OPAL WHITE SILICONE DIFFUSER



CODE
MFH00TH.misura

Lunghezza massima 20m | Maximum lenght 20m
Attenzione diffusore in silicone, la resa luminosa potrebbe differire rispetto ai prodotti della stessa famiglia con diffusore in policarbonato.

DIFFUSORE IN POLICARBONATO OPALINO / OPALINE POLYCARBONATE DIFFUSER



L.mm	CODE
1000	**MF00P.1000**
2000	**MF00P.2000**
3000	**MF00P.3000**
------	**MF00P.misura**

Lunghezza massima 6m | Maximum lenght 6m

KIT DI SICUREZZA PER MONTAGGIO A SOFFITTO OPTIONAL / SAFETY KIT FOR CEILING MOUNTING OPTIONAL



CODE
MFH14



ELEMENTI LUMINOSI /LIGHT ELEMENTS **P. 164**

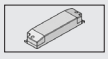

DRIVERS VEDI | SEE **P. 447**

VERSIONI DISPONIBILI/AVAILABLE VERSION

/ ## FINITURA/FINISHING

/01 bianco | white

/02 nero | black

/ ## FINITURA PREMIUM
/PREMIUM FINISHING

/81 oro rosa shine/shine rose gold

/82 bronzo/ bronze

/83 ottone spazzolato/ brushed brass

COMPOSIZIONE CODICE: xxx.x **/##**
HOW TO CREATE THE CODE: **F1000/01**

CODE
F1000 **/##** — finishing
|
base code **.misura** sostituire con la misura necessaria in mm. / replace with the required measure in mm.



MICROFILE H

SISTEMA SOSPENSIONE

SUSPENSION SYSTEM

PROFILO VUOTO LINEARE / LINEAR EMPTY PROFILE



L.mm	CODE
1000	**MFH00.1000/##**
2000	**MFH00.2000/##**
3000	**MFH00.3000/##**
------	**MFH00.misura/##**

COPPIA DI TESTATE PER PROFILO / COUPLE OF CLOSURE HEADS



	CODE
	MFH00C/##

PROFILO VUOTO CURVO / EMPTY CURVE PROFILE



° angle	ø mm.	mmxmm	CODE
angolo 45°	503	59x386	**MFH00A1 /##**
angolo 90°	503	163x713	**MFH00A2 /##**
angolo 135°	503	320x930	**MFH00A3 /##**
angolo 180°	503	504x1007	**MFH00A4 /##**
angolo 45°	753	78x560	**MFH00B1 /##**
angolo 90°	753	237x1065	**MFH00B2 /##**
angolo 135°	753	754x1392	**MFH00B3 /##**
angolo 180°	753	754x1507	**MFH00B4 /##**

DIFFUSORE IN SILICONE / OPAL WHITE SILICONE DIFFUSER



	CODE
	MFH00TH.misura

Lunghezza massima 20m | Maximum lenght 20m

Attenzione diffusore in silicone, la resa luminosa potrebbe differire rispetto ai prodotti della stessa famiglia con diffusore in policarbonato.

DIFFUSORE IN POLICARBONATO OPALINO / OPALINE POLYCARBONATE DIFFUSER



L.mm	CODE
1000	**MF00P.1000**
2000	**MF00P.2000**
3000	**MF00P.3000**
------	**MF00P.misura**

Lunghezza massima 6m | Maximum lenght 6m

KIT ALIMENTAZIONE COMPLETO DI ROSONE / POWER CABLE KIT WITH CEILING CANOPY



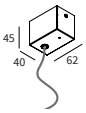

Dim. mm	CODE
L. 2000	**MFH01S**

Completo di cavo elettrico di 2000 mm | Complete with 2000 mm of power cable

KIT ALIMENTAZIONE SOSPENSIONE CON ROSONE E ALIMENTATORE / POWER CABLE KIT WITH CEILING CANOPY AND DRIVER



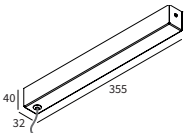

	CODE
AE30.24V	**MFH00SA/##**
AE6024VL	**MFH00SB/##**

Completo di cavo elettrico di 2000 mm | Complete with 2000 mm of power cable

KIT SOSPENSIONE GIUNTO ANGOLARE / SUSPENSION KIT ANGLE CONNECTOR



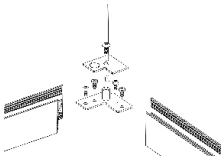

CODE

MFH07

Cavo d'acciao h 2000 mm | Steel cable high 2000 mm.

KIT SOSPENSIONE GIUNTO LINEARE / SUSPENSION KIT LINEAR JOINTS



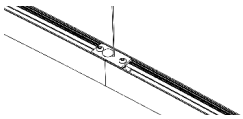

CODE

MFH08/01

Cavo d'acciao h 2000 mm | Steel cable high 2000 mm.

KIT SOSPENSIONE PER PROFILI LUNGHI SUSPENSION KIT FOR LONG PROFILE



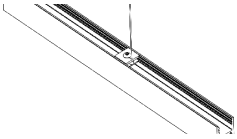

CODE

MFH09/01

1 kit ogni 2 m di profilo. Cavo d'acciao h 2000 mm | One piece every 2 m of profile. Steel cable high 2000 mm.

KIT SOSPENSIONE DI TESTA / SUSPENSION KIT FOR HEAD PROFILE



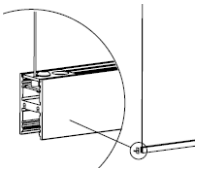

CODE

MFH10/01

Kit da posizionare sempre in testa e in coda. | Kit to to be placed in the head and at the end.

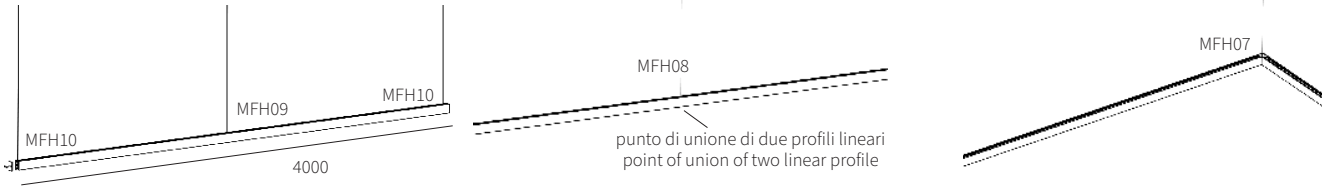

/ ## FINITURA/FINISHING

/01 bianco/white

/02 nero/black

/ ## FINITURA PREMIUM /PREMIUM FINISHING

/81 oro rosa shine/shine rose gold

/82 bronzo/ bronze

/83 ottone spazzolato/ brushed brass



ELEMENTI LUMINOSI /LIGHT ELEMENTS **P. 164**

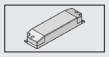

DRIVERS VEDI | SEE **P. 447**

MICROFILE H

SISTEMA PARETE

WALL SYSTEM



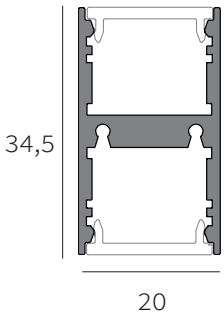

VERSIONI DISPONIBILI/AVAILABLE VERSION

/ ## FINITURA/FINISHING

/01 bianco | white

/02 nero | black

/ ## FINITURA PREMIUM
/PREMIUM FINISHING

/81 oro rosa shine/shine rose gold

/82 bronzo/ bronze

/83 ottone spazzolato/ brushed brass

COMPOSIZIONE CODICE: xxx.x /##
HOW TO CREATE THE CODE: **F1000/01**

CODE

F1000 **/##** — finishing

|

base code

.misura sostituire con la misura necessaria in mm. / replace with the required measure in mm.

PROFILO VUOTO LINEARE PARETE/ LINEAR EMPTY WALL PROFILE P



L.mm	CODE
1000	**MFH00W.1000/##**
2000	**MFH00W.2000/##**
3000	**MFH00W.3000/##**
------	**MFH00W.misura/##**

COPPIA DI TESTATE PER PROFILO / COUPLE OF CLOSURE HEADS



	CODE
	MFH00C/##

DIFFUSORE IN SILICONE / OPAL WHITE SILICONE DIFFUSER



	CODE
	MFH00TH.misura

Lunghezza massima 20m | Maximum lenght 20m
Attenzione diffusore in silicone, la resa luminosa potrebbe differire rispetto ai prodotti della stessa famiglia con diffusore in policarbonato.

DIFFUSORE IN POLICARBONATO OPALINO / OPALINE POLYCARBONATE DIFFUSER



L.mm	CODE
1000	**MF00P.1000**
2000	**MF00P.2000**
3000	**MF00P.3000**
------	**MF00P.misura**

Lunghezza massima 6m | Maximum lenght 6m



ELEMENTI LUMINOSI /LIGHT ELEMENTS **P. 164**

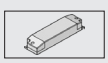

DRIVERS VEDI | SEE **P. 447**

MICROFILE H

ELEMENTI LUMINOSI
LIGHT ELEMENTS

LINEA DI LUCE DA 5 METRI/ LED LINE 5 METERS ROLL



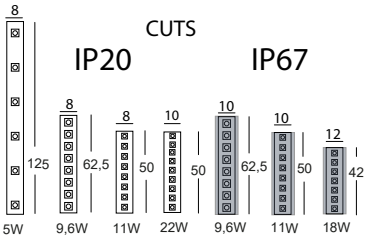

Strip led ad alta efficienza con biadesivo e supporto di larghezza 8-12 mm su bobina da 5 metri, da alimentare con driver stabilizzati in tensione da 24Vdc. Classe di isolamento III. | High efficiency strip led with biadhesive and support of 8-12 mm wide on 5 meters roll. To be fed with 24Vdc voltage-stabilized driver. Insulation class III.

24V CRI >80 UK CA CE

Linea di luce Led IP20 24V

W/m	V	Led/m	lm/m		lm/W	CRI	IP	L.mm	CODE
5,5	24	60	270		49	80	20	5000	**ST05.○.5**
9,6	24	120	540		56	80	20	5000	**ST10.○.5**
11	24	180	1200		109	80	20	5000	**ST11.○.5**
22	24	168	3015		139	80	20	5000	**ST22.○.5**
13+13	24	80+80	2120+2230	2700-6500K	cut 50mm		20	5000	**ST22.TW.5**

Linea di luce Led IP67 24V

W/m	V	Led/m	lm/m	lm/W	CRI	IP	L.mm	CODE
9,6	24	120	540	56	80	67	5000	**ST10.○.5IP**
11	24	160	1660	151	80	67	5000	**ST15.○.5IP**
18	24	168	1964	109	80	67	5000	**ST20.○.5IP**

Linea di luce RGB - RGBW 24V

W/m	V	Led/m	lm/m	Beam	Type	CUT	L.mm	CODE
95W	24	60	270	120°	RGB + White 3000K	100	5000	**ST20.RGBW.5**
100W	24	120	540		RGB + White 2700K	100	5000	**ST19.RGBW.5IP**
100W	24	168	3015		RGB + White 2700K	100	5000	**ST19.RGBW.5**

VERSIONI DISPONIBILI/AVAILABLE VERSION

○ KELVIN

27 2700K
30 3000K
40 4000K

COMPOSIZIONE CODICE: xxx.x ○ /##
HOW TO CREATE THE CODE: **F1000.827/01**

CODE
F1000.8 ○ **/##** — finishing
base code | kelvin





Ottica Monocle - Roma
Progetto Andrea Eusebi - Realizzazione Eusebi Arredamenti



MINIFILE

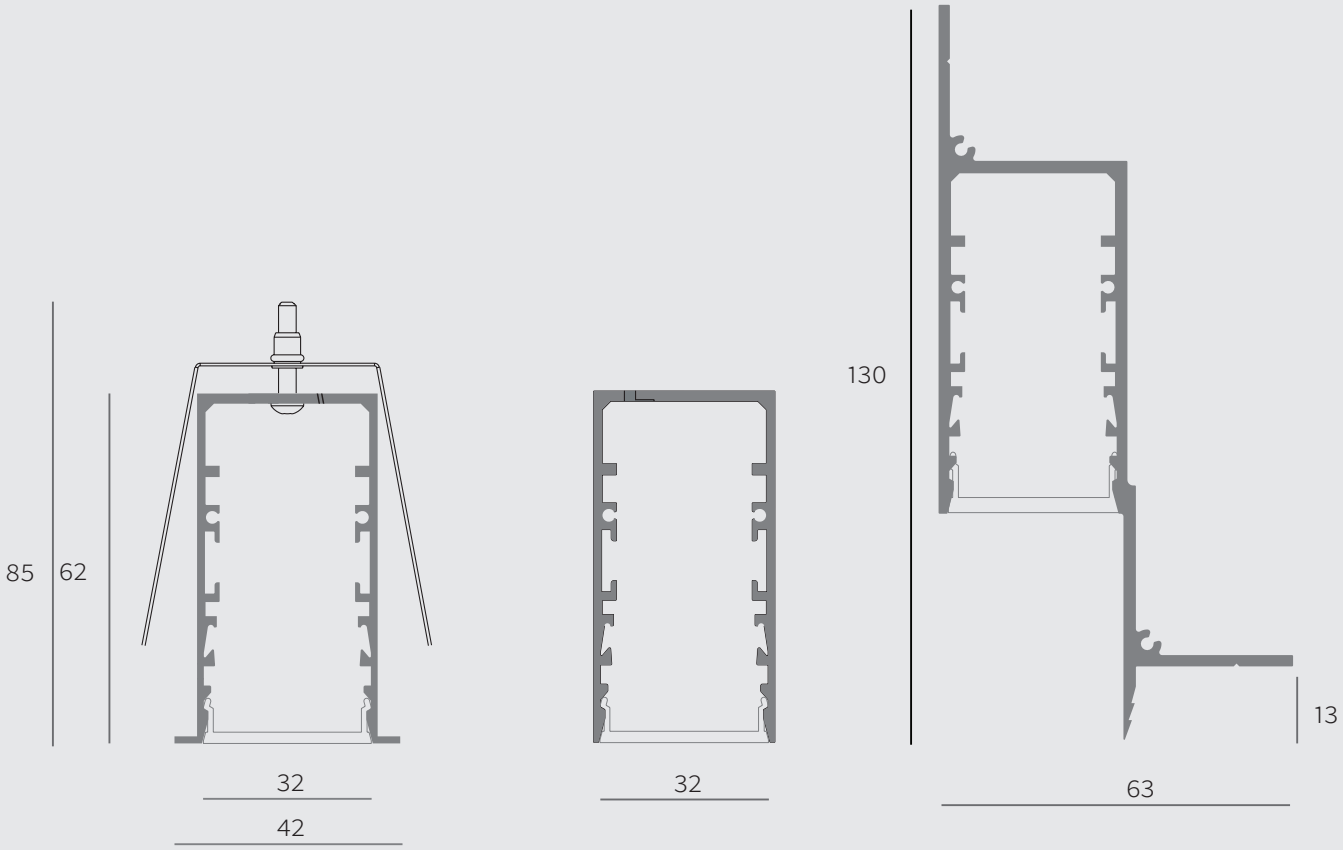

SEZIONE PROFILO/SECTION PROFILE

MINIFILE

Profili in estruso di alluminio 62x32mm, per installazione a soffitto, a parete, a sospensione, incasso (trimless o con battuta) con sorgenti lineari led o spot led per illuminazione d'accento, alimentatori elettronici integrati 230/240V. Finitura verniciata o anodizzata. Schermi diffondenti in policarbonato opalino e testate di chiusura laterali con sistema Light Proof. Cassaforma in estruso di alluminio per incasso in laterizio o calcestruzzo disponibile come accessorio. Grado di protezione IP20/IP23 o IP40/IP43 a seconda dei modelli. Disponibili in moduli finiti e sistema modulare.

Extruded aluminum profiles 62x32mm, for ceiling, wall, suspension, recessed installation (trimless or trimmed) with linear LED sources or LED spots for accent lighting, integrated electronic drivers 230 / 240V. Painted or anodized finish. Opal polycarbonate diffusing screens and end heads with Light Proof system. Extruded aluminum outercasing for brick or concrete recessed instalaltion available as an accessory. IP20 / IP23 or IP40 / IP43 depending on the models. Available default modules and modular system.

UK CONFORMITY ASSESSMENT E EUROPEAN CERTIFICATION / UK CONFORMITY ASSESSTMENT AND EUROPEAN CERTIFICATION

PRODOTTI COSTRUITI CON MATERIALE RECICLABILE / PRODUCTS MADE OF RECYCLABLE MATERIAL

GARANZIA DI 5 ANNI / 5-YEAR WARRANTY

TUNABLE WHITE / TUNABLE WHITE
La versione Tunable White, grazie alla sua dimmerazione, permette di regolare l'intensità luminosa con il variare delle ore del giorno in perfetta sintonia con il ritmo circadiano. / The Tunable White version, thanks to its dimming, allows you to adjust the light intensity as the hours of the day vary in perfect harmony with the circadian rhythm.

PERIMETRALE / WALLWASHER
Minifile sistema offre un profilo da incassare sia nel cartongesso che nel laterizio per un effetto di luce radente radente. | Minifile system offers a profile to be embedded in both plasterboard and brickwall for a grazing light effect

DIFFUSORE OPAL / OPAL DIFFUSER

LINEA LED RGB - RGB WHITE / RGB - RGBW LINEAR LED

FINITURE/FINISHINGS


01-BIANCO/ WHITE


02-NERO/ BLACK


27-ALLUMINIO ANODIZZATO / ANODIZED ALUMINIUM

FINITURE PREMIUM /PREMIUM FINISHINGS


81-ORO ROSA/ ROSE GOLD


82-BRONZO/ BRONZE


83-OTTONE SATINATO / BRUSHED BRASS

KELVIN


2700°K


3000°K


4000°K

FASCIO/BEAM



SPOT 20°



FLOOD 32°



WIDE 50°



ASYMMETRIC 41°X18°

DISPONIBILE SUL NOSTRO SITO IL CONFIGURATORE DI SISTEMI CON METODO DRAG & DROP
Requisiti minimi richiesti schermo da 10 pollici

AVAILABLE ON OUR WEBSITE SYSTEM CONFIGURATOR WITH DRAG & DROP METHOD
Minimum requirements required 10 inches screenW

CURVE FOTOMETRICHE/*PHOTOMETRIC DATA*

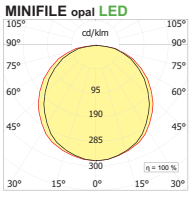



Ristorante La Vela Torre A Mare - Bari
Project Lidia Trevisano Architetto





MINIFILE
MODULI FINITI



TRIMLESS RECESSED

/ STAND ALONE MODULES



MINIFILE

INCASSO
RECESSED

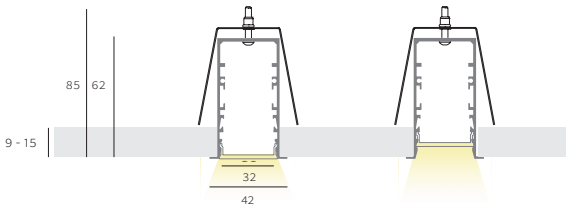

Diffusore complanare | Complanar diffuser

Diffusore arretrato | Backward diffuser

VERSIONI DISPONIBILI/AVAILABLE VERSION

● KELVIN	○ KELVIN
27 2700K	27 2700K
30 3000K	30 3000K
40 4000K	40 4000K

TW Tunable White Dali*

* Note: Disponibile per le seguenti misure: 580, 1140, 1700, 2265mm. Gli apparecchi con temperatura di colore variabile (Tunable White) vengono forniti comprensivi di alimentatore Dali | Available for the following sizes: 580, 1140, 1700, 2265mm.
The devices with variable color temperature (Tunable White) are supplied with integrated Dali power supply.

● **FASCIO**/BEAM



S Spot 20°

F Flood 32°

W Wide 50°

Z Asymmetric 41°X18°

● **DIMMABLE** (OPTIONAL)

D Dali Touch & Dimm

SU RICHIESTA ON DEMAND

E Versione ad emergenza | Emergency version

D10 Dimmerabile 1-10V | Dimmable 1-10V

CA Sistema di controllo CASAMBI | CASAMBI control system

/ ## FINITURA/FINISHING



/01 bianco | white

/02 nero | black

/27 alluminio anodizzato | anodized aluminium

VERSIONI CON LEVA | MODEL WITH LEVA



/01 telaio bianco, ottica nera | white frame, black optic

/02 telaio nero, ottica nera | black frame, black optic

/41 telaio bianco, ottica bianca | white frame, white optic

/42 telaio nero, ottica oro | black frame, gold optic

/ ## FINITURA PREMIUM /PREMIUM FINISHING



/81 oro rosa shine/shine rose gold

/82 bronzo/ bronze

/83 ottone spazzolato/ brushed brass

COMPOSIZIONE CODICE: xxx.x ●●●/##

HOW TO CREATE THE CODE: **F1000.827SD/01**



.misura sostituire con la misura necessaria in mm. / replace with the required measure in mm.

MINIFILE INCASSO

PER CARTONGESSO A LUCE DIRETTA E DIFFUSA / FOR FALSE CEILING DIRECT AND DIFFUSED LIGHT

taglio per incasso/ recessed hole dimension 34xL+2



L







LED W	L.mm	lm product 3000K	CODE
12,8	580	721	**ML000.8 /##**
19,2	860	1082	**ML001.8 /##**
25,6	1140	1442	**ML002.8 /##**
32	1420	1803	**ML003.8 /##**
38,4	1700	2163	**ML004.8 /##**
44,8	1985	2524	**ML005.8 /##**
51,2	2265	2884	**ML006.8 /##**
57,6	2545	3245	**ML007.8 /##**
64	2825	3605	**ML008.8 /##**

MINIFILE INCASSO + LEVA

PER CARTONGESSO A LUCE DIRETTA / FOR FALSE CEILING DIRECT LIGHT

taglio per incasso/ recessed hole dimension 34xL+2









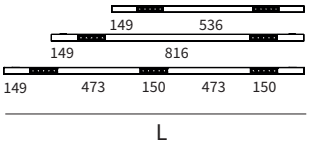

L

LED W	L.mm	Kg	lm product/beam 3000K S20°	F32°	W50°	Z 41°X18°	CODE
22W	1140	1,60	2004	1862	1656	1052	**ML022.9 /##**
22W	1420	2,00	2004	1862	1656	1052	**ML023.9 /##**
33W	1700	2,40	3006	2793	2484	1578	**ML024.9 /##**

ACCESSORI / ACCESSORIES

PER INSTALLAZIONE A LATERIZIO / CALCESTRUZZO FOR BRICK WALLS / CONCRETE

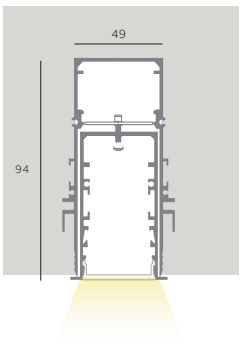

info : Vedi la collezione "Container" per scoprire come sviluppare con un unico profilo molteplici soluzioni. | *See Container collection to discover how develop different solution with just one profile.*

CASSAFORMA "CONTAINER "/ WALLBOX "CONTAINER"



Dim.	H	L.mm	Kg	CODE
36,60x48,40	93,8	1000	1.50	**LTMF.1000/27**
36,60x48,40	93,8	2000	3.10	**LTMF.2000/27**
36,60x48,40	93,8	3000	4.75	**LTMF.3000/27**
36,60x48,40	93,8	------	------	**LTMF.misura/27**

COPPIA DI TESTATE PER CASSAFORMA
COUPLE OF CLOSURE HEADS FOR WALLBOX



CODE
LTM200.1

FASCETTA REGGICAVO PER CASSAFORMA
TIE CABLE LOCKING MINIFILE





CODE
LTSC02

Fascetta reggicavo - ordinare 1 ogni 0,5 mt (minimo 2pezzi) | - Tie cable locking - order 1 per 0,5 mt. (min.2pcs)

STAFFA SINGOLA PER FISSAGGIO MODULO
MODULE FIXING SINGLE BRACKET





CODE
LTM210

Staffa per fissaggio modulo luminoso all'interno della cassaforma. Ordinare 1 al m. (minimo 2 pezzi) | Single bracket to fix the lighting module within the wallbox, order 1 per m. (min. 2 pcs)

COPPIA STAFFE DI FISSAGGIO A CARTONGESSO
COUPLE FIXING BRACKETS FOR FALSE-CEILING



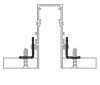

CODE
LTSC01

Coppia di staffe di fissaggio per cartongesso 1 ogni 1,5 mt. - | couple of fixing brackets in the false-ceiling 1 per 0,5 mt.



MINIFILE

INCASSO RASATO
TRIMLESS RECESSED

UIGRA CONSELICE

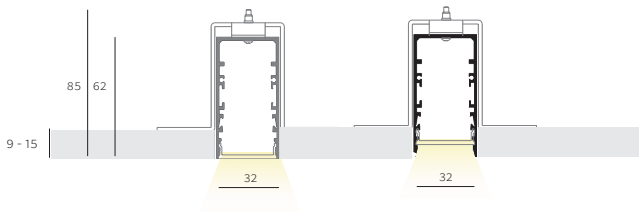

Diffusore complanare | Complanar diffuser

Diffusore arretrato | Backward diffuser

VERSIONI DISPONIBILI/AVAILABLE VERSION

● KELVIN		○ KELVIN	
27	2700K	27	2700K
30	3000K	30	3000K
40	4000K	40	4000K

TW Tunable White Dali*

* Note: Disponibile per le seguenti misure: 580, 1140, 1700, 2265mm. Gli apparecchi con temperatura di colore variabile (Tunable White) vengono forniti comprensivi di alimentatore Dali | Available for the following sizes: 580, 1140, 1700, 2265mm.
The devices with variable color temperature (Tunable White) are supplied with integrated Dali power supply.

● **FASCIO**/BEAM



S Spot 20°

F Flood 32°

W Wide 50°

Z Asymmetric 41°X18°W

● **DIMMABLE** (OPTIONAL)

D Dali Touch & Dimm

SU RICHIESTA ON DEMAND

E Versione ad emergenza | Emergency version

D10 Dimmerabile 1-10V | Dimmable 1-10V

CA Sistema di controllo CASAMBI | CASAMBI control system

/ ## FINITURA/FINISHING

/01 bianco | white

VERSIONI CON LEVA | MODEL WITH LEVA



/01 telaio bianco, ottica nera | white frame, black optic

/02 telaio nero, ottica nera | black frame, black optic

/41 telaio bianco, ottica bianca | white frame, white optic

/42 telaio nero, ottica oro | black frame, gold optic

/ ## FINITURA PREMIUM /PREMIUM FINISHING



/81 oro rosa shine/shine rose gold

/82 bronzo/ bronze

/83 ottone spazzolato/ brushed brass

COMPOSIZIONE CODICE: xxx.x ●●●/##

HOW TO CREATE THE CODE: **F1000.827SD/01**



.misura sostituire con la misura necessaria in mm. / replace with the required measure in mm.

MINIFILE INCASSO RASATO

PER CARTONGESSO A LUCE DIRETTA E DIFFUSA / FOR FALSE CEILING DIRECT AND DIFFUSED LIGHT

taglio per incasso/ recessed hole dimension 34xL+2



L



LED

W	L.mm	lm product 3000K	CODE
12,8	580	721	**ML100.8 /##**
19,2	860	1082	**ML101.8 /##**
25,6	1140	1442	**ML102.8 /##**
32	1420	1803	**ML103.8 /##**
38,4	1700	2163	**ML104.8 /##**
44,8	1985	2524	**ML105.8 /##**
51,2	2265	2884	**ML106.8 /##**
57,6	2545	3245	**ML107.8 /##**
64	2825	3605	**ML108.8 /##**

MINIFILE INCASSO RASATO + LEVA

PER CARTONGESSO A LUCE DIRETTA / FOR FALSE CEILING DIRECT LIGHT

taglio per incasso/ recessed hole dimension 34xL+2









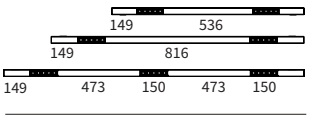

L

LED — lm product/beam 3000K

W	L.mm	Kg	S20°	F32°	W50°	Z 41°X18°	CODE
22W	1140	1,70	2004	1862	1656	1052	**ML122.9 /##**
22W	1420	2,20	2004	1862	1656	1052	**ML123.9 /##**
33W	1700	2,70	3006	2793	2484	1578	**ML124.9 /##**

ACCESSORI / ACCESSORIES

PER INSTALLAZIONE A LATERIZIO / CALCESTRUZZO FOR BRICK WALLS / CONCRETE

Per installazioni in pareti di laterizio o calcestruzzo ordinare Minifile soffitto | For installation in brick walls or reinforced concrete order Minifile ceiling

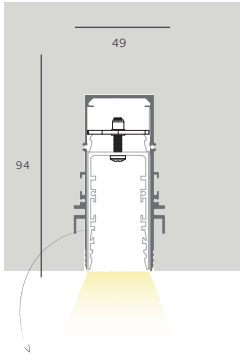

info : Vedi la collezione "Container" per scoprire come sviluppare con un unico profilo molteplici soluzioni. | *See Container collection to discover how develop different solution with just one profile.*

CASSAFORMA "CONTAINER "/ WALLBOX "CONTAINER"



Dim.	H	L.mm	Kg	CODE
36,60x48,40	93,8	1000	1.50	**LTMF.1000/27**
36,60x48,40	93,8	2000	3.10	**LTMF.2000/27**
36,60x48,40	93,8	3000	4.75	**LTMF.3000/27**
36,60x48,40	93,8	------	------	**LTMF.misura/27**

COPPIA DI TESTATE PER CASSAFORMA /
COUPLE OF CLOSURE HEADS FOR WALLBOX



CODE

LTM200.1

FASCETTA REGGICAVO PER CASSAFORMA / TIE CABLE LOCKING MINIFILE





CODE

LTSC02

Fascetta reggicavo - ordinare 1 ogni 0,5 mt (minimo 2pezzi) | - Tie cable locking - order 1 per 0,5 mt. (min.2pcs)

STAFFA SINGOLA PER FISSAGGIO MODULO / MODULE FIXING SINGLE BRACKET





CODE

LTM210

Staffa per fissaggio modulo luminoso all'interno della cassaforma. Ordinare 1 al m. (minimo 2 pezzi) | Single bracket to fix the lighting module within the wallbox, order 1 per m. (min. 2 pcs)

COPPIA STAFFE DI FISSAGGIO A CARTONGESSO /
COUPLE FIXING BRACKETS FOR FALSE-CEILING





CODE

LTSC01

Coppia di staffe di fissaggio per cartongesso 1 ogni 1,5 mt. - | couple of fixing brackets in the false-ceiling 1 per 0,5 mt.



MINIFILE

SOFFITTO
CEILING

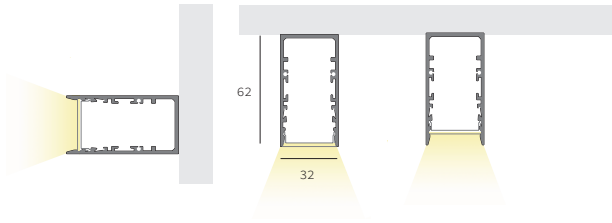

Diffusore complanare | Coplanar diffuser

Diffusore arretrato | Backward diffuser

VERSIONI DISPONIBILI/AVAILABLE VERSION

● KELVIN	○ KELVIN
27 2700K	27 2700K
30 3000K	30 3000K
40 4000K	40 4000K
TW Tunable White Dali*	

* Note: Disponibile per le seguenti misure: 580, 1140, 1700, 2265mm.. Gli apparecchi con temperatura di colore variabile (Tunable White) vengono forniti comprensivi di alimentatore Dali | Available for the following sizes: 580, 1140, 1700, 2265mm.
The devices with variable color temperature (Tunable White) are supplied with integrated Dali power supply.

● **FASCIO**/BEAM

- S Spot 20°
- F Flood 32°
- W Wide 50°
- Z Asymmetric 41°X18°

● **DIMMABLE** (OPTIONAL)

- D Dali Touch & Dimm

SU RICHIESTA ON DEMAND

- E Versione ad emergenza | Emergency version
- D10 Dimmerabile 1-10V | Dimmable 1-10V
- CA Sistema di controllo CASAMBI | CASAMBI control system

/## FINITURA/FINISHING

- **/01** bianco | white
- **/02** nero | black
- **/27** alluminio anodizzato | anodized aluminium

VERSIONI CON LEVA/MODEL WITH LEVA

- **/01** telaio bianco, ottica nera | white frame, black optic
- **/02** telaio nero, ottica nera | black frame, black optic
- **/41** telaio bianco, ottica bianca | white frame, white optic
- **/42** telaio nero, ottica oro | black frame, gold optic

/ ## FINITURA PREMIUM /PREMIUM FINISHING

- **/81** oro rosa shine/shine rose gold
- **/82** bronzo/ bronze
- **/83** ottone spazzolato/ brushed brass

COMPOSIZIONE CODICE: xxx.x ● ● ●/##

HOW TO CREATE THE CODE: **F1000.827SD/01**

CODE

F1000.8 ● ● ● /## — finishing

base code | kelvin | beam | dimmable

MINIFILE SOFFITTO

A LUCE DIRETTA E DIFFUSA / DIRECT AND DIFFUSED LIGHT

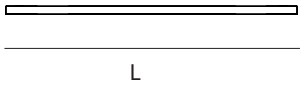

L







LED

W	L.mm	lm product 3000K	CODE
12,8	580	721	**ML200.8 /##**
19,2	860	1082	**ML201.8 /##**
25,6	1140	1442	**ML202.8 /##**
32	1420	1803	**ML203.8 /##**
38,4	1700	2163	**ML204.8 /##**
44,8	1985	2524	**ML205.8 /##**
51,2	2265	2884	**ML206.8 /##**
57,6	2545	3245	**ML207.8 /##**
64	2825	3605	**ML208.8 /##**

MINIFILE SOFFITTO + LEVA

A LUCE DIRETTA / DIRECT LIGHT









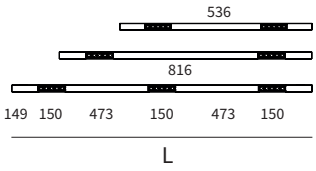

L

LED — lm product/beam 3000K

W	L.mm	Kg	S20°	F32°	W50°	Z 41°X18°	CODE
22W	1140	1,80	2004	1862	1656	1052	**ML222.9 /##**
22W	1420	2,20	2004	1862	1656	1052	**ML223.9 /##**
33W	1700	2,70	3006	2793	2484	1578	**ML224.9 /##**



MINIFILE

SOSPENSIONE
SUSPENSION

HOYNE - SYDNEY OFFICE
DESIGNER: INTERNI
LIGHTING: GINEICO LIGHTING

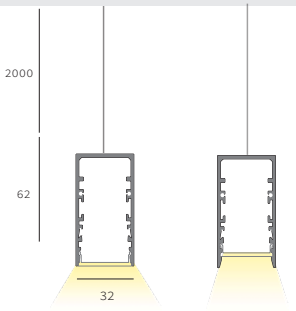

Diffusore complanare | Complanar diffuser

Diffusore arretrato | Backward diffuser

VERSIONI DISPONIBILI/AVAILABLE VERSION

● KELVIN		○ KELVIN	
27	2700K	27	2700K
30	3000K	30	3000K
40	4000K	40	4000K

TW Tunable White Dali*

* Note: Disponibile per le seguenti misure: 580, 1140, 1700, 2265mm.. Gli apparecchi con temperatura di colore variabile (Tunable White) vengono forniti comprensivi di alimentatore Dali | Available for the following sizes: 580, 1140, 1700, 2265mm.
The devices with variable color temperature (Tunable White) are supplied with integrated Dali power supply.

● **FASCIO**/BEAM

S Spot 20°

F Flood 32°

W Wide 50°

Z Asymmetric 41°X18°

● **DIMMABLE** (OPTIONAL)

D Dali Touch & Dimm

SU RICHIESTA ON DEMAND

E Versione ad emergenza | Emergency version

D10 Dimmerabile 1-10V | Dimmable 1-10V

CA Sistema di controllo CASAMBI | CASAMBI control system

/## **FINITURA**/FINISHING

/01 bianco | white

/02 nero | black

/27 alluminio anodizzato | anodized aluminium

VERSIONI CON LEVA/MODEL WITH LEVA

/01 telaio bianco, ottica nera | white frame, black optic

/02 telaio nero, ottica nera | black frame, black optic

/41 telaio bianco, ottica bianca | white frame, white optic

/42 telaio nero, ottica oro | black frame, gold optic

/ ## **FINITURA PREMIUM** /PREMIUM FINISHING

/81 oro rosa shine/shine rose gold

/82 bronzo/ bronze

/83 ottone spazzolato/ brushed brass

COMPOSIZIONE CODICE: xxx.x ● ● ●/##

HOW TO CREATE THE CODE: **F1000.827SD/01**

CODE

F1000.8 ● ● ● **/##** — finishing

base code | kelvin | beam | dimmable

MINIFILE SOSPENSIONE

A LUCE DIRETTA E DIFFUSA / DIRECT AND DIFFUSED LIGHT



L







LED

W	L.mm	lm product 3000K	CODE
12,8	580	721	**ML300.8 /##**
19,2	860	1082	**ML301.8 /##**
25,6	1140	1442	**ML302.8 /##**
32	1420	1803	**ML303.8 /##**
38,4	1700	2163	**ML304.8 /##**
44,8	1985	2524	**ML305.8 /##**
51,2	2265	2884	**ML306.8 /##**
57,6	2545	3245	**ML307.8 /##**
64	2825	3605	**ML308.8 /##**

MINIFILE SOSPENSIONE + LEVA

A LUCE DIRETTA / DIRECT LIGHT

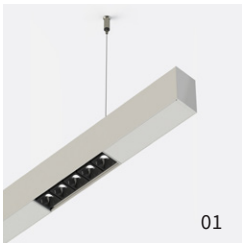







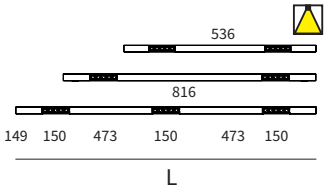

LED			lm product/beam 3000K				
W	L.mm	Kg	S20°	F32°	W50°	Z 41°X18°	CODE
22W	1140	1,90	2004	1862	1656	1052	**ML322.9 /##**
22W	1420	2,30	2004	1862	1656	1052	**ML323.9 /##**
33W	1700	2,80	3006	2793	2484	1578	**ML324.9 /##**



MINIFILE

PARETE
WALL

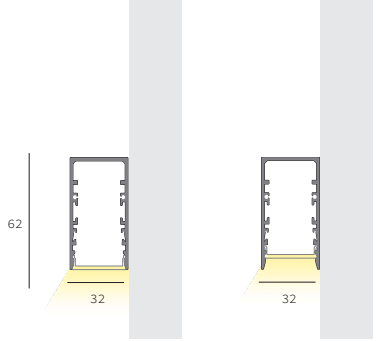

Diffusore complanare | Coplanar diffuser

Diffusore arretrato | Backward diffuser

VERSIONI DISPONIBILI/AVAILABLE VERSION

● **KELVIN**
27 2700K
30 3000K
40 4000K
TW Tunable White Dali*

* Note: Disponibile per le seguenti misure: 580, 1140, 1700, 2265mm.. Gli apparecchi con temperatura di colore variabile (Tunable White) vengono forniti comprensivi di alimentatore Dali | Available for the following sizes: 580, 1140, 1700, 2265mm.
The devices with variable color temperature (Tunable White) are supplied with integrated Dali power supply.

● **DIMMABLE** (OPTIONAL)
D Dali Touch & Dimm

SU RICHIESTA ON DEMAND
E Versione ad emergenza | Emergency version
D10 Dimmerabile 1-10V | Dimmable 1-10V
CA Sistema di controllo CASAMBI | CASAMBI control system

/## **FINITURA**/FINISHING

/01 bianco | white
/02 nero | black
/27 alluminio anodizzato | anodized aluminium

/ ## **FINITURA PREMIUM** /PREMIUM FINISHING

/81 oro rosa shine/shine rose gold
/82 bronzo/ bronze
/83 ottone spazzolato/ brushed brass

COMPOSIZIONE CODICE: xxx.x ● ● ●/##
HOW TO CREATE THE CODE: **F1000.827SD/01**

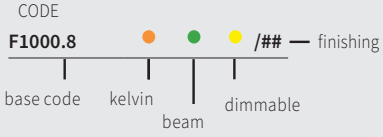

MINIFILE PARETE

A LUCE DIRETTA E DIFFUSA / DIRECT AND DIFFUSED LIGHT

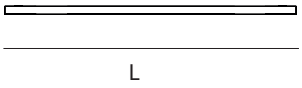

L







LED

W	L.mm	lm product 3000K	CODE
12,8	580	721	**ML400.8 /##**
19,2	860	1082	**ML401.8 /##**
25,6	1140	1442	**ML402.8 /##**
32	1420	1803	**ML403.8 /##**
38,4	1700	2163	**ML404.8 /##**
44,8	1985	2524	**ML405.8 /##**
51,2	2265	2884	**ML406.8 /##**
57,6	2545	3245	**ML407.8 /##**
64	2825	3605	**ML408.8 /##**



MINIFILE
SISTEMA / *SYSTEM*


CEILING
WALLWASHER

MINIFILE

SISTEMA INCASSO

RECESSED SYSTEM

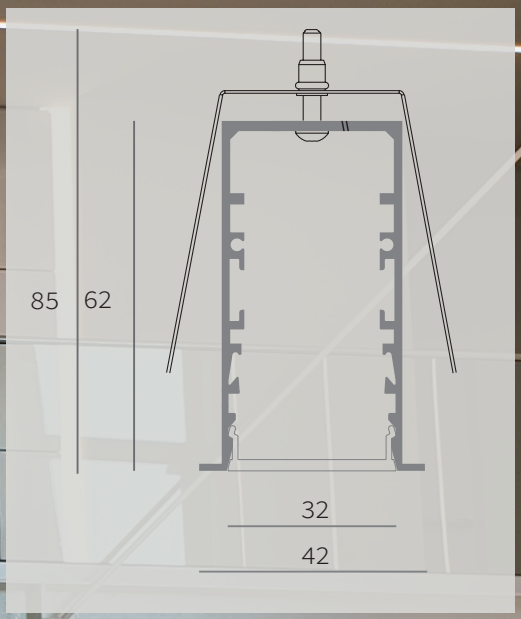



REGLETTE/LINEA DI LUCE

LEVA

FARETÈN

Elementi luminosi da p.198| Lighting elements from p.198

PROFILO VUOTO INCASSO / RECESSED EMPTY PROFILE

spessore cartongesso / plasterboard thickness 9-15



L.mm	CODE
1000	**LTM0IN.1000/##**
2000	**LTM0IN.2000/##**
3000	**LTM0IN.3000/##**
------	**LTM0IN.misura/##**

COPPIA DI TESTATE PER PROFILO INCASSO / COUPLE OF CLOSURE HEADS



CODE
LTM117 /##

MOLLA DI FISSAGGIO PROFILO PER INCASSO / FIXING SPRING FOR RECESSED VERSION



CODE
LTM118

Molla singola per fissare il profilo lineare al controsoffitto. Una ogni metro, min. 2 | Single spring for fixing the linear profile on the false-ceiling. One every meter, 2 pcs min.

GIUNTI LINEARI COPPIA / LINEAR JOINT COUPLE



CODE
LTM211

COPPIA GIUNTI ANGOLARI / ANGLE CONNECTOR COUPLE



CODE
LTM211.90

COPPIA GIUNTI ANGOLARI PER INSTALLAZIONE SU PIANI DIVERSI
ANGLE CONNECTOR COUPLE FOR DIFFERENT PLANES INSTALLATION



CODE
LTM211.90P

DIFFUSORE IN POLICARBONATO OPALINO / OPAL WHITE POLYCARBONATE DIFFUSER



L.mm	CODE
1000	**LTM044.1000**
2000	**LTM044.2000**
3000	**LTM044.3000**
------	**LTM044.misura**

PIASTRA DI CHIUSURA IN ESTRUSO DI ALLUMINIO / EXTRUDED ALUMINIUM CLOSING COVER



Molle incluse/springs included	L.mm	CODE
n. 2	1000	**FM6.1000/##**
n.3	2000	**FM6.2000/##**
n.4	3000	**FM6.3000/##**
	------	**FM6.misura/##**

MOLLA PER PIASTRA CHIUSURA / SPRING FOR CLOSING COVER



CODE
FM.MLC

Una molla ogni 70 cm da ordinare solo in caso di tagli della piastra di chiusura | One spring every 70 cm. To be ordered in case of cut of the closing cover.

PER INSTALLAZIONE A LATERIZIO / CALCESTRUZZO FOR BRICK WALLS / CONCRETE INSTALLATION

CASSAFORMA "CONTAINER" / "CONTAINER**"** WALLBOX

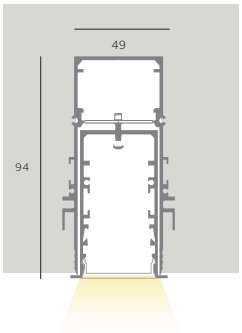



Dim.	H	L.mm	CODE
36,60x48,40	93,8	1000	**LTMF.1000/27**
36,60x48,40	93,8	2000	**LTMF.2000/27**
36,60x48,40	93,8	3000	**LTMF.3000/27**
36,60x48,40	93,8	------	**LTMF.misura/27**

COPPIA DI TESTATE PER CASSAFORMA / COUPLE OF CLOSURE HEADS FOR WALLBOX



CODE
LTM200.1

STAFFA SINGOLA PER FISSAGGIO MODULO / MODULE FIXING SINGLE BRACKET

Staffa per fissaggio modulo luminoso all'interno della cassaforma. Ordinare 1 al m. (minimo 2 pezzi) | Single bracket to fix the lighting module within the wallbox, order 1 per m. (min. 2 pcs)



CODE
LTM210

FASCETTA REGGICAVO / TIE CABLE LOCKING

Fascetta reggicavo, ordinare 1 ogni 0,5 m (minimo 2pezzi) | Tie cable locking , order 1 per 0,5 m. (min.2pcs)



CODE
LTSC02

COPPIA GIUNTI ANGOLARI PER CASSAFORME/ COUPLE ANGLE CONNECTORS FOR WALLBOX



CODE
LTSC01

info : Vedi la collezione "Container" per scoprire come sviluppare con un unico profilo molteplici soluzioni. | *See Container collection to discover how develop different solution with just one profile.*

/ ## FINITURA/FINISHING
/01 bianco/white
/02 nero/black
/27 alluminio anodizzato / anod.alum

MINIFILE

MINIFILE

SISTEMA INCASSO RASATO

TRIMLESS RECESSED SYSTEM

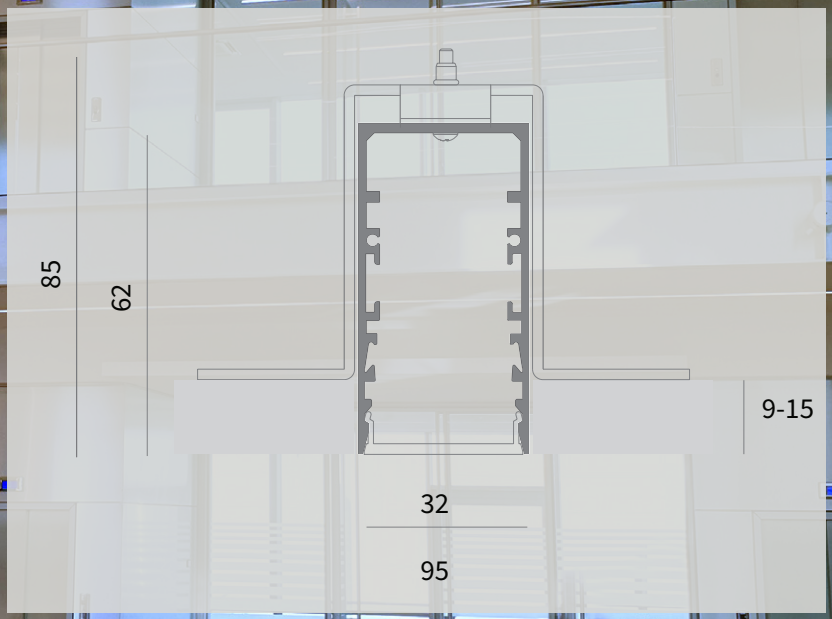



REGLETTE/LINEA DI LUCE

LEVA

FARETÈN

Elementi luminosi da p.198| Lighting elements from p.198

PROFILO VUOTO INCASSO RASATO / TRIMLESS RECESSED EMPTY PROFILE

spessore cartongesso / plasterboard thickness 9-15



L.mm	CODE
1000	**LTM00R.1000/01**
2000	**LTM00R.2000/01**
3000	**LTM00R.3000/01**
------	**LTM00R.misura/01**

COPPIA DI TESTATE PER PROFILO INCASSO RASATO / COUPLE OF CLOSURE HEADS FOR TRIMLESS RECESSED PROFILE



CODE
LTM160/01

STAFFA DI FISSAGGIO PROFILO PER INCASSO RASATO / FIXING BRACKET FOR TRIMLESS RECESSED VERSION



CODE
LTM116

Molla singola per fissare il profilo lineare al controsoffitto. Una ogni metro, min. 2 | Single spring for fixing the linear profile on the false-ceiling. One every meter, 2 pcs min.

GIUNTI LINEARI COPPIA / LINEAR JOINT COUPLE



CODE
LTM211

COPPIA GIUNTI ANGOLARI / ANGLE CONNECTOR COUPLE



CODE
LTM211.90

COPPIA GIUNTI ANGOLARI PER INSTALLAZIONE SU PIANI DIVERSI
ANGLE CONNECTOR COUPLE FOR DIFFERENT PLANES INSTALLATION



CODE
LTM211.90P

DIFFUSORE IN POLICARBONATO OPALINO / OPAL WHITE POLYCARBONATE DIFFUSER



L.mm	CODE
1000	**LTM044.1000**
2000	**LTM044.2000**
3000	**LTM044.3000**
------	**LTM044.misura**

PIASTRA DI CHIUSURA IN ESTRUSO DI ALLUMINIO / EXTRUDED ALUMINIUM CLOSING COVER



Molle incluse/springs included	L.mm	CODE
n. 2	1000	**FM6.1000/##**
n.3	2000	**FM6.2000/##**
n.4	3000	**FM6.3000/##**
	------	**FM6.misura/##**

MOLLA PER PIASTRA CHIUSURA / SPRING FOR CLOSING COVER



CODE
FM.MLC

Una molla ogni 70 cm da ordinare solo in caso di tagli della piastra di chiusura | One spring every 70 cm. To be ordered in case of cut of the closing cover.

PER INSTALLAZIONE A LATERIZIO / CALCESTRUZZO FOR BRICK WALLS / CONCRETE INSTALLATION

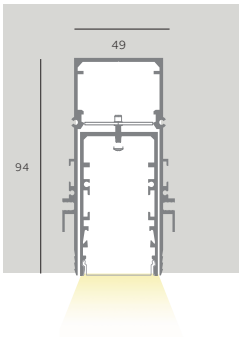

CASSAFORMA "CONTAINER" / "CONTAINER**"** WALLBOX



Dim.	H	L.mm	CODE
36,60x48,40	93,8	1000	**LTMF.1000/27**
36,60x48,40	93,8	2000	**LTMF.2000/27**
36,60x48,40	93,8	3000	**LTMF.3000/27**
36,60x48,40	93,8	------	**LTMF.misura/27**

COPPIA DI TESTATE PER CASSAFORMA / COUPLE OF CLOSURE HEADS FOR WALLBOX



CODE
LTM200.1

STAFFA SINGOLA PER FISSAGGIO MODULO / MODULE FIXING SINGLE BRACKET



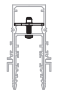

CODE
LTM210

Staffa per fissaggio modulo luminoso all'interno della cassaforma. Ordinare 1 al m. (minimo 2 pezzi) | Single bracket to fix the lighting module within the wallbox, order 1 per m. (min. 2 pcs)

info : Vedi la collezione "Container" per scoprire come sviluppare con un unico profilo molteplici soluzioni. | *See Container collection to discover how develop different solution with just one profile.*

FASCETTA REGGICAVO / TIE CABLE LOCKING

Fascetta reggicavo, ordinare 1 ogni 0,5 m (minimo 2pezzi) | Tie cable locking , order 1 per 0,5 m. (min.2pcs)





CODE
LTSC02

COPPIA GIUNTI ANGOLARI PER CASSAFORME/ COUPLE ANGLE CONNECTORS FOR WALLBOX



CODE
LTSC01

/ ## FINITURA/FINISHING

- **/01** bianco/white
- **/02** nero/black
- **/27** alluminio anodizzato / anod.alum

MINIFILE
SISTEMA SOFFITTO
CEILING SYSTEM

UFFICI ROMA

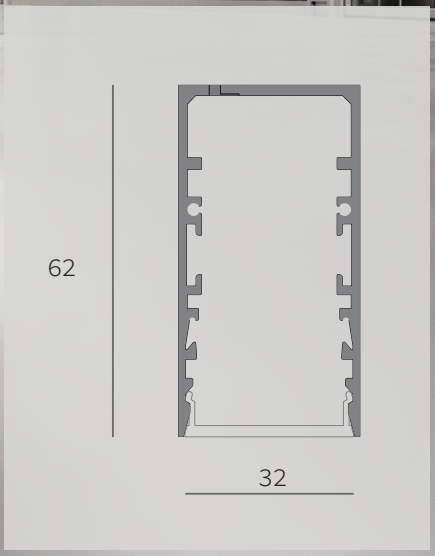



REGLETTE/LINEA DI LUCE

LEVA

FARETÈN

Elementi luminosi da p.198| Lighting elements from p.198

PROFILO VUOTO SOFFITTO / CEILING EMPTY PROFILE



L.mm	CODE
1000	**LTM00.1000/##**
2000	**LTM00.2000/##**
3000	**LTM00.3000/##**
------	**LTM00.misura/##**

COPPIA DI TESTATE PER PROFILO INCASSO / COUPLE OF CLOSURE HEADS



CODE
LTM049P /##

GIUNTI LINEARI COPPIA / LINEAR JOINT COUPLE



CODE
LTM211

COPPIA GIUNTI ANGOLARI / ANGLE CONNECTOR COUPLE



CODE
LTM211.90

COPPIA GIUNTI ANGOLARI PER INSTALLAZIONE SU PIANI DIVERSI / ANGLE CONNECTOR COUPLE FOR DIFFERENT PLANES INSTALLATION



CODE
LTM211.90P

DIFFUSORE IN POLICARBONATO OPALINO / OPAL WHITE POLYCARBONATE DIFFUSER



L.mm	CODE
1000	**LTM044.1000**
2000	**LTM044.2000**
3000	**LTM044.3000**
------	**LTM044.misura**

PIASTRA DI CHIUSURA IN ESTRUSO DI ALLUMINIO / EXTRUDED ALUMINIUM CLOSING COVER



Molle incluse/springs included	L.mm	CODE
n. 2	1000	**FM6.1000/##**
n.3	2000	**FM6.2000/##**
n.4	3000	**FM6.3000/##**
	------	**FM6.misura/##**

MOLLA PER PIASTRA CHIUSURA / SPRING FOR CLOSING COVER



CODE
FM.MLC

Una molla ogni 70 cm da ordinare solo in caso di tagli della piastra di chiusura | One spring every 70 cm. To be ordered in case of cut of the closing cover.

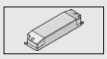

DRIVERS VEDI | SEE **P.447**

/ ## FINITURA/FINISHING

- **/01** bianco/white
- **/02** nero/black
- **/27** alluminio anodizzato /anodized aluminium

/ ## FINITURA PREMIUM /PREMIUM FINISHING

- **/81** oro rosa shine/shine rose gold
- **/82** bronzo/ bronze
- **/83** ottone spazzolato/ brushed brass

MINIFILE

SISTEMA SOSPENSIONE

SUSPENSION SYSTEM

UFFICI ROMA

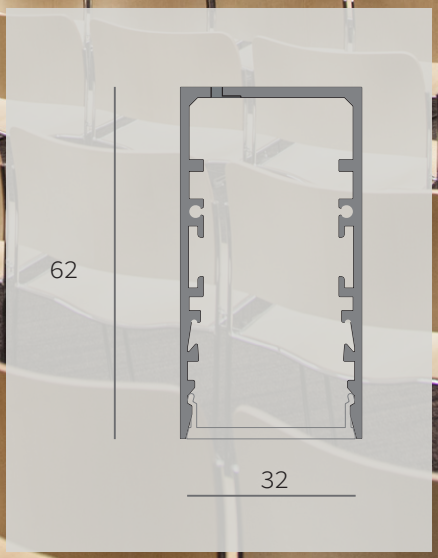



REGLETTE/LINEA DI LUCE

LEVA



FARETÈN

PROFILO VUOTO SOSPENSIONE / SUSPENSION EMPTY PROFILE



L.mm	CODE
1000	**LTM01.1000/##**
2000	**LTM01.2000/##**
3000	**LTM01.3000/##**
------	**LTM01.misura/##**

COPPIA DI TESTATE PER PROFILO INCASSO / COUPLE OF CLOSURE HEADS



CODE
LTM049P /##

GIUNTI LINEARI COPPIA / LINEAR JOINT COUPLE



CODE
LTM211

KIT SOSPENSIONE IN ACCIAIO L.2000MM / STEEL SUSPENSION KIT



CODE
LTM047

KIT ALIMENTAZIONE COMPLETO DI ROSONE / POWER CABLE KIT WITH CEILING CANOPY



L.mm	Dim.	CODE
2000	3X0,75	**LTM048.3/01**
2000	4X0,75	**LTM048.4/01**
2000	5X0,75	**LTM048.5/01**
2000	7X0,75	**LTM048.7/01**
2000	9X0,75	**LTM048.9/01**

DIFFUSORE IN POLICARBONATO OPALINO / OPAL WHITE POLYCARBONATE DIFFUSER



L.mm	CODE
1000	**LTM044.1000**
2000	**LTM044.2000**
3000	**LTM044.3000**
------	**LTM044.misura**

PIASTRA DI CHIUSURA IN ESTRUSO DI ALLUMINIO / EXTRUDED ALUMINIUM CLOSING COVER



Molle incluse/springs included	L.mm	CODE
n. 2	1000	**FM6.1000/##**
n.3	2000	**FM6.2000/##**
n.4	3000	**FM6.3000/##**
	------	**FM6.misura/##**

MOLLA PER PIASTRA CHIUSURA / SPRING FOR CLOSING COVER



CODE
FM.MLC

Una molla ogni 70 cm da ordinare solo in caso di tagli della piastra di chiusura | One spring every 70 cm. To be ordered in case of cut of the closing cover.



ELEMENTI LUMINOSI /LIGHT ELEMENTS **P.198**

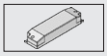

DRIVERS VEDI | SEE **P.447**

/ ## FINITURA/FINISHING

- **/01** bianco/white
- **/02** nero/black
- **/27** alluminio anodizzato /anodized aluminium

/ ## FINITURA PREMIUM /PREMIUM FINISHING

- **/81** oro rosa shine/shine rose gold
- **/82** bronzo/ bronze
- **/83** ottone spazzolato/ brushed brass

MINIFILE

SISTEMA PARETE

WALL SYSTEM



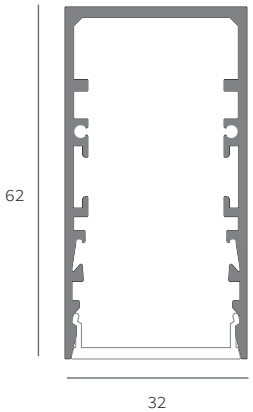

PROFILO VUOTO PARETE / SUSPENSION EMPTY PROFILE



L.mm	CODE
1000	**LTM02.1000/##**
2000	**LTM02.2000/##**
3000	**LTM02.3000/##**
------	**LTM02.misura/##**

COPPIA DI TESTATE PER PROFILO INCASSO / COUPLE OF CLOSURE HEADS



CODE
LTM049P /##

GIUNTI LINEARI COPPIA / LINEAR JOINT COUPLE



CODE
LTM211

COPPIA GIUNTI ANGOLARI / ANGLE CONNECTOR COUPLE



CODE
LTM211.90

DIFFUSORE IN POLICARBONATO OPALINO / OPAL WHITE POLYCARBONATE DIFFUSER



L.mm	CODE
1000	**LTM044.1000**
2000	**LTM044.2000**
3000	**LTM044.3000**
------	**LTM044.misura**

PIASTRA DI CHIUSURA IN ESTRUSO DI ALLUMINIO / EXTRUDED ALUMINIUM CLOSING COVER



Molle incluse/springs included	L.mm	CODE
n. 2	1000	**FM6.1000/##**
n.3	2000	**FM6.2000/##**
n.4	3000	**FM6.3000/##**
	------	**FM6.misura/##**

MOLLA PER PIASTRA CHIUSURA / SPRING FOR CLOSING COVER



CODE
FM.MLC

Una molla ogni 70 cm da ordinare solo in caso di tagli della piastra di chiusura | One spring every 70 cm. To be ordered in case of cut of the closing cover.



ELEMENTI LUMINOSI /LIGHT ELEMENTS P.198

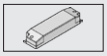

DRIVERS VEDI | SEE **P.447**

/ ## FINITURA/FINISHING

- **/01** bianco/white
- **/02** nero/black
- **/27** alluminio anodizzato /anodized aluminium

/ ## FINITURA PREMIUM /PREMIUM FINISHING

- **/81** oro rosa shine/shine rose gold
- **/82** bronzo/ bronze
- **/83** ottone spazzolato/ brushed brass

MINIFILE

SISTEMA PERIMETRALE

PERIMETRIC SYSTEM



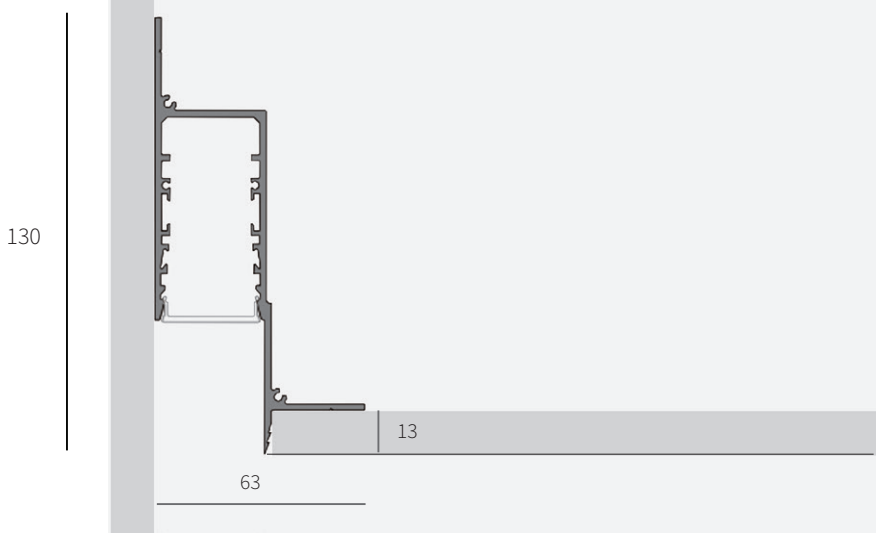

PROFILO VUOTO / EMPTY PROFILE



L.mm	CODE
1000	**LTM03.1000/01**
2000	**LTM03.2000/01**
3000	**LTM03.3000/01**
------	**LTM03.misura/01**

COPPIA DI TESTATE PER PROFILO INCASSO / COUPLE OF CLOSURE HEADS



CODE
LTM300 /01

GIUNTI LINEARI COPPIA / LINEAR JOINT COUPLE



CODE
LTM211

COPPIA GIUNTI ANGOLARI/ COUPLE OF SPRINGS FOR CLOSING COVER



CODE
LTM211.90

DIFFUSORE IN POLICARBONATO OPALINO / OPAL WHITE POLYCARBONATE DIFFUSER



L.mm	CODE
1000	**LTM044.1000**
2000	**LTM044.2000**
3000	**LTM044.3000**
------	**LTM044.misura**

PIASTRA DI CHIUSURA IN ESTRUSO DI ALLUMINIO / EXTRUDED ALUMINIUM CLOSING COVER



Molle incluse/springs included	L.mm	CODE
n. 2	1000	**FM6.1000/##**
n.3	2000	**FM6.2000/##**
n.4	3000	**FM6.3000/##**
	------	**FM6.misura/##**

MOLLA PER PIASTRA CHIUSURA / SPRING FOR CLOSING COVER



CODE
FM.MLC

Una molla ogni 70 cm da ordinare solo in caso di tagli della piastra di chiusura | One spring every 70 cm. To be ordered in case of cut of the closing cover.



ELEMENTI LUMINOSI /LIGHT ELEMENTS **P.198**

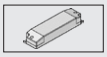

DRIVERS VEDI | SEE **P.447**

/## FINITURA/FINISHING

/01 bianco | white

/02 nero | black

MINIFILE

ELEMENTI LUMINOSI/*LIGHT ELEMENTS*

REGLETTE LED 24W/M / 24W/M LED BATTEN



Alimentatore incluso | Driver included

LED 24W/m W	L.mm	lm product 3000K with opal diffuser	CODE
12,8	560	721	**R18MM0.8**** ● ●
19,2	840	1082	**R18MM1.8** ● ●
25,6	1120	1442	**R18MM2.8** ● ●
32	1400	1803	**R18MM3.8** ● ●
38,4	1680	2163	**R18MM4.8** ● ●

* Note: Disponibile per le seguenti misure: 560, 1120, 1680 mm. Gli apparecchi con temperatura di colore variabile (Tunable White) vengono forniti comprensivi di alimentatore DALI | Available for the following sizes: 560, 1120, 1680 mm. .The devices with variable color temperature (Tunable White) are supplied with integrated DALI power supply.
** Attenzione: non abbinare le reglette dimmerabili con codici R18MM0.8#D alle altre reglette di misura superiore perché potrebbero avere un comportamento differente durante la dimmerazione.
** Attention: do not combine dimmable modules with codes R18MM0.8#D wit h other larger modules because they might have different dimming results.

LINEA DI LUCE DA 5 METRI/ LED LINE 5 METERS ROLL



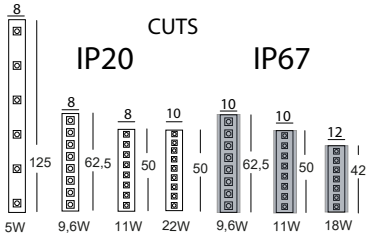

Strip led ad alta efficienza con biadesivo e supporto di larghezza 8-12 mm su bobina da 5 metri, da alimentare con driver stabilizzati in tensione da 24Vdc. Classe di isolamento III. | High efficiency strip led with biadhesive and support of 8-12 mm wide on 5 meters roll. To be fed with 24Vdc voltage-stabilized driver. Insulation class III.

Linea di luce Led IP20 24V

W/m	V	Led/m	lm/m		lm/W	CRI	IP	L.mm	CODE
5,5	24	60	270		49	80	20	5000	**ST05.○.5**
9,6	24	120	540		56	80	20	5000	**ST10.○.5**
11	24	180	1200		109	80	20	5000	**ST11.○.5**
22	24	168	3015		139	80	20	5000	**ST22.○.5**
13+13	24	80+80	2120+2230	2700-6500K	cut 50mm		20	5000	**ST22.TW.5**

Linea di luce Led IP67 24V

W/m	V	Led/m	lm/m	lm/W	CRI	IP	L.mm	CODE
9,6	24	120	540	56	80	67	5000	**ST10.○.5IP**
11	24	160	1660	151	80	67	5000	**ST15.○.5IP**
18	24	168	1964	109	80	67	5000	**ST20.○.5IP**

Linea di luce RGB - RGBW 24V

W/m	V	Led/m	lm/m	Beam	Type	CUT	L.mm	CODE
95W	24	60	270	120°	RGB + White 3000K	100	5000	**ST20.RGBW.5**
100W	24	120	540		RGB + White 2700K	100	5000	**ST19.RGBW.5IP**
100W	24	168	3015		RGB + White 2700K	100	5000	**ST19.RGBW.5**

DISSIPATORE DIRETTO PER STRIP LED/ DIRECT EMISSION HEATSINK FOR STRIP LED



molle incluse/ included springs	L.mm	CODE
n.2	1000	**LTMC.1000/27**
n.3	2000	**LTMC.2000/27**
n.3	3000	**LTMC.3000/27**
-----	-----	**LTMC.misura/27**

In caso di tagli ordinare altre molle / Should you need to cut on-site, please order more springs

MOLLA SINGOLA PER DISSIPATORE/ SINGLE SPRING FOR HEATSINK



CODE
LTMC.ML
1 ogni metro / 1 every meter

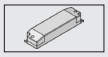

DRIVERS VEDI | SEE **P. 447**

VERSIONI DISPONIBILI/AVAILABLE VERSION

● KELVIN
27 2700K
30 3000K
40 4000K
TW Tunable White Dali*

○ KELVIN
27 2700K
30 3000K
40 4000K

● DIMMABLE (OPTIONAL)
D Dali Touch & Dimm

COMPOSIZIONE CODICE: XXX.X ● ●/##
HOW TO CREATE THE CODE: **F1000.827D/01**

CODE
F1000.8 ● ● **/##** — finishing
base code | kelvin | dimmable

* Note: Disponibile per le seguenti misure: 580, 1140, 1700, 2265mm.. Gli apparecchi con temperatura di colore variabile (Tunable White) vengono forniti comprensivi di alimentatore Dali | Available for the following sizes: 580, 1140, 1700, 2265mm.The devices with variable color temperature (Tunable White) are supplied with integrated Dali power supply.

MODULO LEVA 3 / 3 LAMPS MODULE



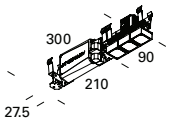

LED		lm product/beam 3000K				
W	Dim.	S20°	F32°	W50°	Z41°X18°	CODE
6,6	27,5x300	759	546	601	469	**LV132.9** ●●● **/##**

MODULO LEVA 5 / 5 LAMPS MODULE



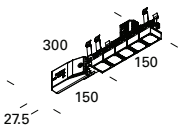

LED		lm product/beam 3000K				
W	Dim.	S20°	F32°	W50°	Z41°X18°	CODE
11	27,5x300	1266	911	1001	781	**LV133.9** ●●● **/##**

MODULO LEVA 10 / 10 LAMPS MODULE



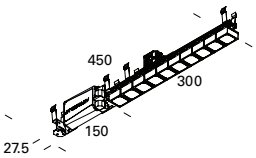

LED		lm product/beam 3000K				
W	Dim.	S20°	F32°	W50°	Z41°X18°	CODE
22	27,5x450	2532	1821	2002	1562	**LV134.9** ●●● **/##**

MODULO LEVA 15/ 15 LAMPS MODULE



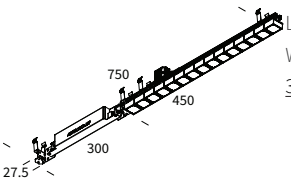

LED		lm product/beam 3000K				
W	Dim.	S20°	F32°	W50°	Z41°X18°	CODE
33	27,5x750	3797	2732	3003	2344	**LV135.9** ●●● **/##**

VERSIONI DISPONIBILI/AVAILABLE VERSION

KELVIN
27 2700K
30 3000K
40 4000K

FASCIO/BEAM
S Spot 20°
F Flood 32°
W Wide 50°
Z Asymmetric 41° x 18°

DIMMABLE (OPTIONAL)
D Dali Touch & Dimm

/## FINITURA/FINISHING
/01 bianco | white
/02 nero | black
/04 oro | gold

COMPOSIZIONE CODICE: xxx.x ●●●/##
HOW TO CREATE THE CODE: **F1000.827SD/01**

CODE
F1000.8 ● ● ● **/##** — finishing
base code | kelvin | beam | dimmable

FARETÈN SISTEMA FOCUS 21S /



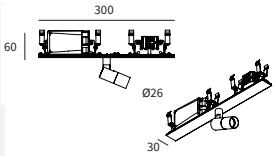

LED				lm product/beam 3000K	
W	ø	H	L.mm	F27°	CODE
5,5	26	60	300x30	571	**FR065.9** ○○● **/##**

● Disponibile solo fascio **F** | Available only **F** beam

FARETÈN SISTEMA FOCUS 22S /



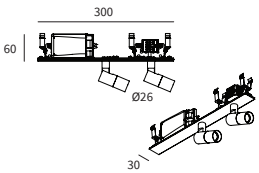

LED				lm product/beam 3000K	
W	ø	H	L.mm	F27°	CODE
2x5,5	26	60	300X30	1142	**FR066.9** ○○● **/##**

● Disponibile solo fascio **F** | Available only **F** beam

FARETÈN SISTEMA FOCUS 31S



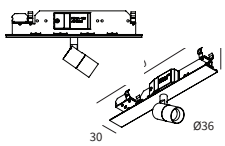

LED				lm product/beam 3000K			
W	ø	H	L.mm	S19°	F28°	Z18°x38°	CODE
8	36	60	300x30	665	695	508	**FR060.9** ○○● **/##**

FARETÈN SISTEMA FOCUS 32S



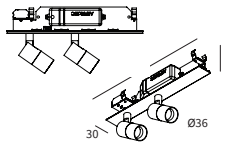

LED				lm product/beam 3000K			
W	ø	H	L.mm	S19°	F28°	Z18°x38°	CODE
2x8	36	60	300x30	1330	1390	1016	**FR061.9** ○○● **/##**

VERSIONI DISPONIBILI/AVAILABLE VERSION

○ **KELVIN**

27 2700K
30 3000K
40 4000K

○ **FASCIO/BEAM**

S Spot
F Flood
Z Asymmetric

Per i gradi vedere in tabella - For degree check the table

● **DIMMABLE** (OPTIONAL)

D Dali Touch & Dimm

/ ## FINITURA/FINISHING

/01 bianco/white
/02 nero/black

/ ## FINITURA PREMIUM /PREMIUM FINISHING

/81 oro rosa shine/shine rose gold
/82 bronzo/ bronze
/83 ottone spazzolato/ brushed brass

COMPOSIZIONE CODICE: xxx.x ○●●/##
HOW TO CREATE THE CODE: **F1000.827SD/01**

CODE
F1000.8 ○ ● ● **/##** — finishing
base code | kelvin | beam | dimmable





Tabakalera – Centro Internacional De Cultura Contemporanea - SPAIN
Lighting Project Tao Illuminacion



MINIFILE OPENLIGHT

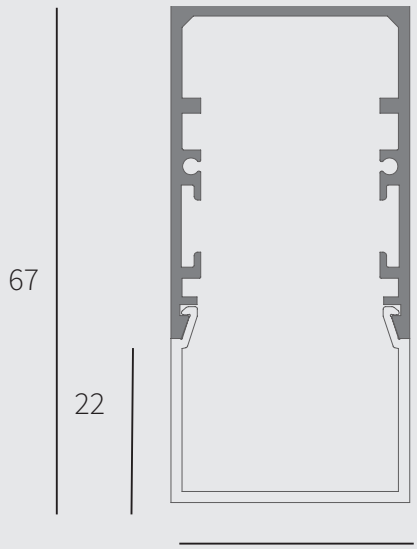

1:1

SEZIONE PROFILO/SECTION PROFILE

MINIFILE OPENLIGHT

Profili in estruso di alluminio 67x32mm, per installazione a soffitto, a parete, a sospensione, semi-incasso e da binario trifase elettrificato. Sorgenti lineari led ed alimentatori elettronici 230/240V integrati. Finitura verniciata o anodizzata. Schermi diffondenti in policarbonato opalino e testate di chiusura laterali con sistema Light Proof. Grado di protezione IP40/IP43 a seconda delle modalità di installazione. Disponibili in moduli finiti su richiesta e sistema modulare.

Extruded aluminum profiles 67x32mm, for ceiling, wall, suspension, semi-recessed and three-phase electrified track installation. Linear led sources and integrated 230/240V electronic drivers. Painted or anodized finish. Opal polycarbonate diffusing screens and end heads with Light Proof system. IP40 / IP43 depending on the installation method. Available default modules on demand and modular system.

UK CONFORMITY ASSESSMENT E EUROPEAN CERTIFICATION / UK CONFORMITY ASSESSTMENT AND EUROPEAN CERTIFICATION

PRODOTTI COSTRUITI CON MATERIALE RECICLABILE / PRODUCTS MADE OF RECYCLABLE MATERIAL

5 **GARANZIA DI 5 ANNI /** 5-YEAR WARRANTY

DIFFUSORE OPAL / OPAL DIFFUSER

LINEA LED RGB - RGB WHITE / RGB - RGBW LINEAR LED

FINITURE/FINISHINGS

01-BIANCO/WHITE

02-NERO/BLACK

27-ALLUMINIO ANODIZZATO/ ANODIZED ALUMINIUM

FINITURE PREMIUM /PREMIUM FINISHINGS

81-ORO ROSA/ PINK GOLD

82-BRONZO/ BRONZE

83-OTTONE SATINATO / BRUSHED BRASS

KELVIN

2700°K

3000°K

4000°K

CURVE FOTOMETRICHE/*PHOTOMETRIC DATA*

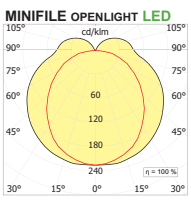



MINIFILE OPENLIGHT MODULI

DEFAULT



FINITI E SISTEMA
MODULE & SYSTEM

MINIFILE
OPENLIGHT



MINIFILE OPENLIGHT

SEMI INCASSO /HALF RECESSED

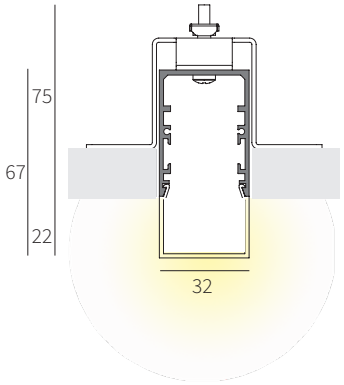

SOFFITTO PARETE /WALL CEILING

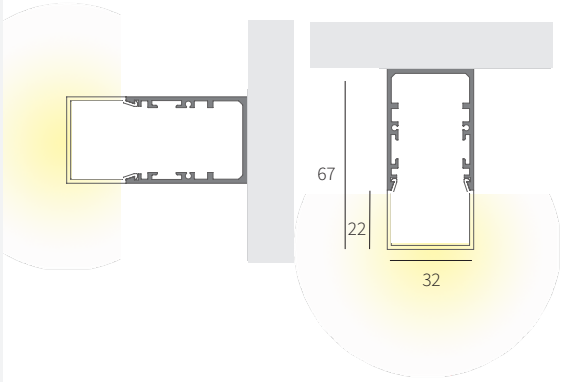

SOSPENSIONE / SUSPENSION

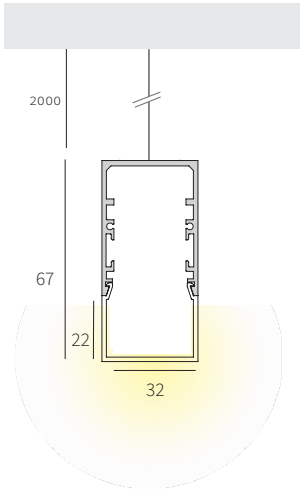

VERSIONI DISPONIBILI/AVAILABLE VERSION

● **KELVIN**
27 2700K
30 3000K
40 4000K

● **DIMMABLE** (OPTIONAL)
D Dali Touch & Dimm

/ ## FINITURA/FINISHING
/01 bianco | white
/02 nero | black
/27 alluminio anodizzato | anodized aluminium

/ ## FINITURA PREMIUM /PREMIUM FINISHING
/81 oro rosa shine/shine pink gold
/82 bronzo/ bronze
/83 ottone spazzolato/ brushed brass

COMPOSIZIONE CODICE: xxx.x ●●/##
HOW TO CREATE THE CODE: **F1000.827D/01**

CODE
F1000.8 ● ● /## — finishing
base code | kelvin | dimmable

MINIFILE OPENLIGHT SEMI INCASSO HALF RECESSED
PER CARTONGESSO A LUCE DIRETTA E DIFFUSA / FOR FALSE CEILING DIRECT AND DIFFUSED LIGHT

taglio per incasso/ recessed hole dimension 34xL+2

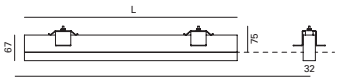

L







LED W	L.mm	lm product 3000K	CODE
12,8	580	1050	**MO030.8 /##**
19,2	860	1575	**MO031.8 /##**
25,6	1140	2100	**MO032.8 /##**
32	1420	2625	**MO033.8 /##**
38,4	1700	3150	**MO034.8 /##**

MINIFILE OPENLIGHT SOFFITTO/PARETE WALL/CEILING
A LUCE DIRETTA E DIFFUSA / DIRECT AND DIFFUSED LIGHT

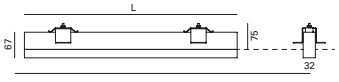

L







LED W	L.mm	lm product 3000K	CODE
12,8	580	1050	**MO020.8 /##**
19,2	860	1575	**MO021.8 /##**
25,6	1140	2100	**MO022.8 /##**
32	1420	2625	**MO023.8 /##**
38,4	1700	3150	**MO024.8 /##**

MINIFILE OPENLIGHT SOSPENSIONE SUSPENSION
A LUCE DIRETTA E DIFFUSA / DIRECT AND DIFFUSED LIGHT



L







LED W	L.mm	lm product 3000K	CODE
12,8	580	1050	**MO040.8 /##**
19,2	860	1575	**MO041.8 /##**
25,6	1140	2100	**MO042.8 /##**
32	1420	2625	**MO043.8 /##**
38,4	1700	3150	**MO044.8 /##**



MINIFILE OPENLIGHT

TRACK

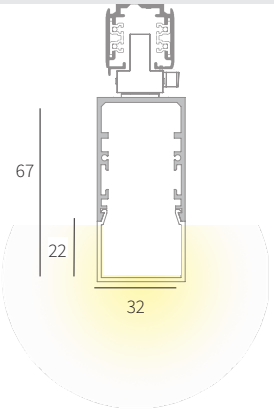

VERSIONI DISPONIBILI/AVAILABLE VERSION

● **KELVIN**
27 2700K
30 3000K
40 4000K

● **DIMMABLE** (OPTIONAL)
D Dali Touch & Dimm

SU RICHIESTA ON DEMAND
E Versione ad emergenza | Emergency version
D10 Dimmerabile 1-10V | Dimmable 1-10V
CA Sistema di controllo CASAMBI | CASAMBI control system

/ ## FINITURA/FINISHING
/01 bianco | white
/02 nero | black
/27 alluminio anodizzato | anodized aluminium

/ ## FINITURA PREMIUM /PREMIUM FINISHING
/81 oro rosa shine/shine pink gold
/82 bronzo/ bronze
/83 ottone spazzolato/ brushed brass

COMPOSIZIONE CODICE: xxx.x ●●/##
HOW TO CREATE THE CODE: **F1000.827D/01**

CODE
F1000.8 ● ● /## — finishing
base code | kelvin | dimmable

MINIFILE TRACK
A LUCE DIRETTA E DIFFUSA / DIRECT AND DIFFUSED LIGHT

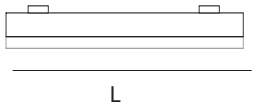

L



01



02



27

LED

W	L.mm	lm product 3000K	CODE
12,8	580	1050	**MO120.8 /##**
19,2	860	1575	**MO121.8 /##**
25,6	1140	2100	**MO122.8 /##**
32	1420	2625	**MO123.8 /##**
38,4	1700	3150	**MO124.8 /##**

ACCESSORI / ACCESSORIES
TRACK SYSTEM

MODULO BINARIO EUROSTANDARD 230V / MODULO BINARIO EUROSTANDARD 230V



L.mm	Kg	CODE
1000	0.92	**LT24T.1000 /##**
2000	1.83	**LT24T.2000 /##**
3000	2.75	**LT24T.3000 /##**

Da completare con gli accessori. Staffa di fissaggio al profilo compresi. | To complete with accessories fixing bracket included

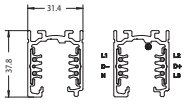

info : Vedi la collezione “Track system”. | *See “Track System” collection.*

MINIFILE OPENLIGHT

SISTEMA SEMI INCASSO

HALF RECESSED SYSTEM

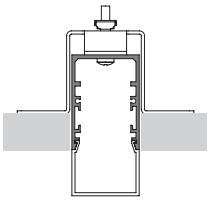



PROFILO VUOTO SEMI INCASSO / HALF RECESSED EMPTY PROFILE

spessore cartongesso / plasterboard thickness 9-15



L.mm	CODE
1000	**MO000.1000/##**
2000	**MO000.2000 /##**
3000	**MO000.3000 /##**
---	**MO000.misura /##**

COPPIA DI TESTATE / COUPLE OF CLOSURE HEADS



CODE

MO005 /##

STAFFA SINGOLA DI FISSAGGIO / SINGLE FIXING BRACKET



CODE

MO007

GIUNTI LINEARI COPPIA / LINEAR JOINT COUPLE



CODE

LTM211

COPPIA GIUNTI ANGOLARI / ANGLE CONNECTOR COUPLE



CODE

LTM211.90

DIFFUSORE IN POLICARBONATO OPALINO / OPAL WHITE POLYCARBONATE DIFFUSER



L.mm	CODE
1000	**MO004.1000**
2000	**MO004.2000**
3000	**MO004.3000**
---	**MO004.misura**



ELEMENTI LUMINOSI /LIGHT ELEMENTS **P. 215**

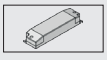

DRIVERS VEDI | SEE **P.447**

/ ## FINITURA/FINISHING

/01 bianco/white

/02 nero/black

/27 alluminio anodizzato /anodized aluminium

/ ## FINITURA PREMIUM /PREMIUM FINISHING

/81 oro rosa shine/shine pink gold

/82 bronzo/ bronze

/83 ottone spazzolato/ brushed brass

MINIFILE OPENLIGHT

SISTEMA SOFFITTO /PARETE
WALL CEILING SYSTEM

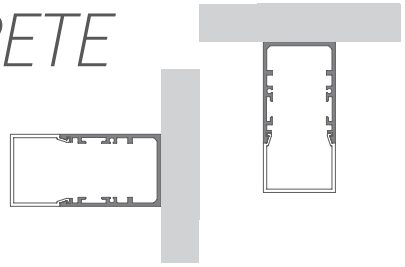



PROFILO VUOTO SOFFITTO-PARETE / WALL-CEILING EMPTY PROFILE



L.mm	CODE
1000	**MO000.1000/##**
2000	**MO000.2000 /##**
3000	**MO000.3000 /##**
---	**MO000.misura /##**

COPPIA DI TESTATE / COUPLE OF CLOSURE HEADS



CODE
MO005 /##

GIUNTI LINEARI COPPIA / LINEAR JOINT COUPLE



CODE
LTM211

COPPIA GIUNTI ANGOLARI / ANGLE CONNECTOR COUPLE



CODE
LTM211.90

COPPIA GIUNTI ANGOLARI PARETE/SOFFITTO ANGLE CONNECTOR COUPLE WALL/CEILING



CODE
LTM211.90P

DIFFUSORE IN POLICARBONATO OPALINO / OPAL WHITE POLYCARBONATE DIFFUSER



L.mm	CODE
1000	**MO004.1000**
2000	**MO004.2000**
3000	**MO004.3000**
---	**MO004.misura**



ELEMENTI LUMINOSI /LIGHT ELEMENTS **P. 215**

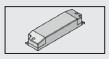

DRIVERS VEDI | SEE **P.447**

MINIFILE OPENLIGHT

SISTEMA SOSPENSIONE
SUSPENSION SYSTEM

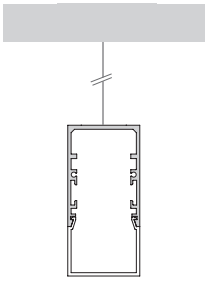



PROFILO VUOTO SOFFITTO-PARETE / WALL-CEILING EMPTY PROFILE



L.mm	CODE
1000	**MO008.1000/##**
2000	**MO008.2000 /##**
3000	**MO008.3000 /##**
---	**MO008.misura /##**

COPPIA DI TESTATE / COUPLE OF CLOSURE HEADS



CODE
MO005 /##

DIFFUSORE IN POLICARBONATO OPALINO / OPAL WHITE POLYCARBONATE DIFFUSER



L.mm	CODE
1000	**MO004.1000**
2000	**MO004.2000**
3000	**MO004.3000**
---	**MO004.misura**

GIUNTI LINEARI COPPIA / LINEAR JOINT COUPLE



CODE
LTM211

COPPIA GIUNTI ANGOLARI / ANGLE CONNECTOR COUPLE



CODE
LTM211.90

COPPIA GIUNTI ANGOLARI PARETE/SOFFITTO ANGLE CONNECTOR COUPLE WALL/CEILING



CODE
LTM211.90P

KIT ALIMENTAZIONE PER SOSPENSIONE / POWER CABLE KIT WITH WHITE CEILING CANOPY



Dim.	L.mm	CODE
3X0,75	2000	**LTM048.3/01**
4X0,75	2000	**LTM048.4/01**
5X0,75	2000	**LTM048.5/01**
7X0,75	2000	**LTM048.7/01**

Completo di rosone bianco | White ceiling canopy included

KIT CAVI DI SOSPENSIONE IN ACCIAIO L.2000 / STEEL SUSPENSION KIT L.2000



L.mm	CODE
2000	**LTM047**

Uno ogni 1,5 mt, minimo 2 pezzi I One every 1,5 mt, 2 pieces minimun

/ ## FINITURA/FINISHING

- **/01** bianco/white
- **/02** nero/black
- **/27** alluminio anodizzato / anod.alum

/ ## FINITURA PREMIUM /PREMIUM FINISHING

- **/81** oro rosa shine/shine pink gold
- **/82** bronzo/ bronze
- **/83** ottone spazzolato/ brushed brass

MINIFILE OPENLIGHT

ELEMENTI LUMINOSI/*LIGHT ELEMENTS*

REGLETTE

REGLETTE LED 24W/M / 24W/M LED BATTEN



Alimentatore incluso | Driver included

LED 24W/m W	L.mm	lm product 3000K with opal diffuser	CODE
12,8	560	721	**R18MM0.8****
19,2	840	1082	**R18MM1.8**
25,6	1120	1442	**R18MM2.8**
32	1400	1803	**R18MM3.8**
38,4	1680	2163	**R18MM4.8**

** Attenzione: non abbinare le reglette dimmerabili con codici R18MM0.8#D alle altre reglette di misura superiore perché potrebbero avere un comportamento differente durante la dimmerazione.
** Attention: do not combine dimmable modules with codes R18MM0.8#D wit h other larger modules because they might have different dimming results.

LINEA DI LUCE

LINEA DI LUCE DA 5 METRI/ LED LINE 5 METERS ROLL



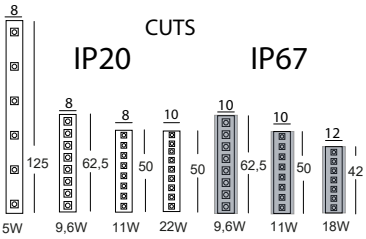

Strip led ad alta efficienza con biadesivo e supporto di larghezza 8-12 mm su bobina da 5 metri, da alimentare con driver stabilizzati in tensione da 24Vdc. Classe di isolamento III. | High efficiency strip led with biadhesive and support of 8-12 mm wide on 5 meters roll. To be fed with 24Vdc voltage-stabilized driver. Insulation class III.

Linea di luce Led IP20 24V

W/m	V	Led/m	lm/m	lm/W	CRI	IP	L.mm	CODE
5,5	24	60	270	49	80	20	5000	**ST05.O.5**
9,6	24	120	540	56	80	20	5000	**ST10.O.5**
11	24	180	1200	109	80	20	5000	**ST11.O.5**
22	24	168	3015	139	80	20	5000	**ST22.O.5**
13+13	24	80+80	2120+2230	2700-6500K cut 50mm		20	5000	**ST22.TW.5**

Linea di luce Led IP67 24V

W/m	V	Led/m	lm/m	lm/W	CRI	IP	L.mm	CODE
9,6	24	120	540	56	80	67	5000	**ST10.O.5IP**
11	24	160	1660	151	80	67	5000	**ST15.O.5IP**
18	24	168	1964	109	80	67	5000	**ST20.O.5IP**

Linea di luce RGB - RGBW 24V

W/m	V	Led/m	lm/m	Beam	Type	CUT	L.mm	CODE
95W	24	60	270	120°	RGB + White 3000K	100	5000	**ST20.RGBW.5**
100W	24	120	540		RGB + White 2700K	100	5000	**ST19.RGBW.5IP**
100W	24	168	3015		RGB + White 2700K	100	5000	**ST19.RGBW.5**

DISSIPATORE DIRETTO PER STRIP LED/ DIRECT EMISSION HEATSINK FOR STRIP LED



molle incluse/ included springs	L.mm	CODE
n.2	1000	**LTMC.1000/27**
n.3	2000	**LTMC.2000/27**
n.3	3000	**LTMC.3000/27**
-----	-----	**LTMC.misura/27**

In caso di tagli ordinare altre molle / Should you need to cut on-site, please order more springs

MOLLA SINGOLA PER DISSIPATORE/ SINGLE SPRING FOR HEATSINK



CODE
LTMC.ML

1 ogni metro / 1 every meter

● KELVIN
27 2700K
30 3000K
40 4000K
TW Tunable White Dali*

○ KELVIN
27 2700K
30 3000K
40 4000K

● DIMMABLE (OPTIONAL)
D Dali Touch & Dimm

* Note: Disponibile per le seguenti misure: 580, 1140, 1700, 2265mm.Gli apparecchi con temperatura di colore variabile (Tunable White) vengono forniti comprensivi di alimentatore Dali | Available for the following sizes: 580, 1140, 1700, 2265mm.The devices with variable color temperature (Tunable White) are supplied with integrated Dali power supply.



Location: Parrucchiera Zena Imola
progettista/architetto/designer A2STUDIO
lighting project Format Design Studio


FILE



Location: Farmacia - Sesto Fiorentino


MISURAZIONE DEL PROFILO GLUCIDICO
MISURAZIONE DEL PROFILO LIPIDICO
I NOSTRI SERVIZI
NOLEGGIO TIRALATTE ELETTRICO
Benvenuto
A093 3
A092 4
A091 3
A090 2
FARMACI E PRESCRIZIONI
rimedi stagionali
sollievo e dolore
4
EMOFORM
GLIC

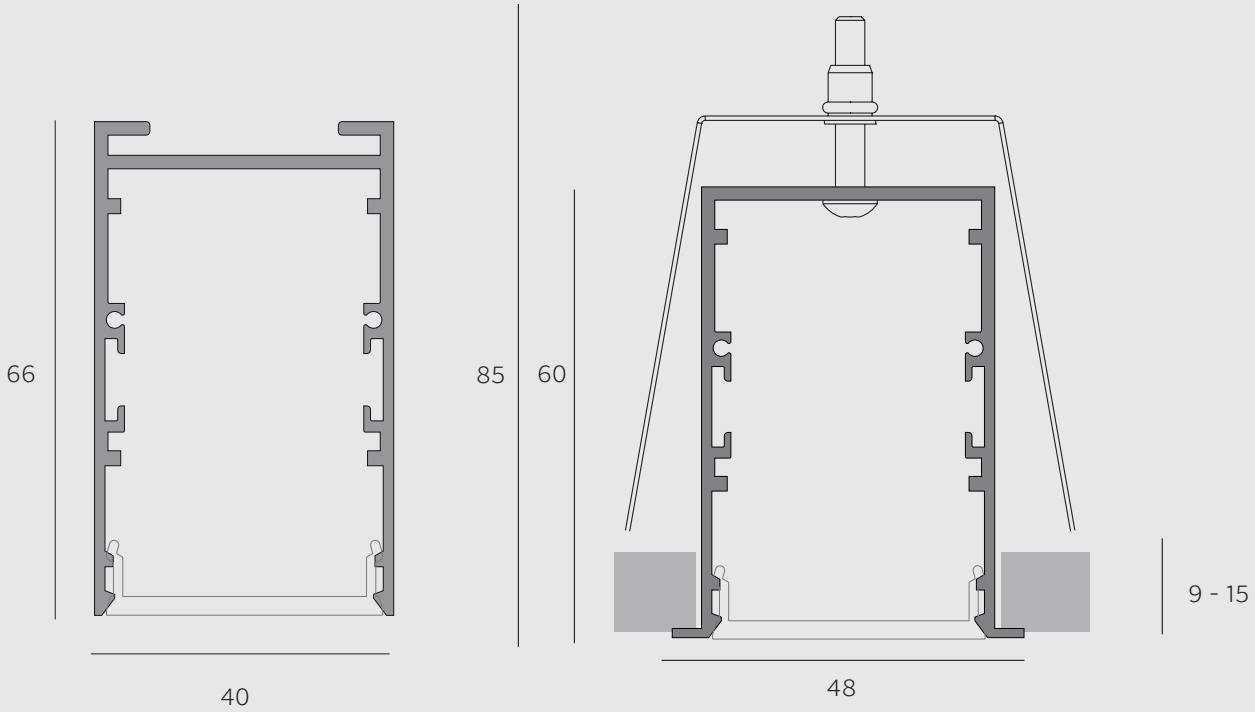

1:1

SEZIONE PROFILO/SECTION PROFILE

FILE

Profili in estruso di alluminio 66x40mm, per installazione a soffitto, parete, sospensione, incasso (trimless o con battuta) con sorgenti lineari led, alimentatori elettronici 230/240V. Finitura verniciata o anodizzata. Schermi diffondenti in policarbonato opalino o microprismatico, a luminanza controllata (conforme normativa EN12464-1) e testate di chiusura laterali con sistema Light Proof. Cassaforma in estruso di alluminio per incasso in laterizio o calcestruzzo disponibile come accessorio. Grado di protezione IP40/IP43 a seconda delle modalità di installazione. Disponibili in moduli finiti su richiesta e sistema modulare.

Extruded aluminum profiles 66x40mm, for ceiling, wall, suspension, recessed installation (trimless or with ledge) with integrated linear LED sources, integrated electronic drivers 230/240V. Painted or anodized finish. Diffusing screens in opal or micro-prismatic polycarbonate, with controlled luminance (compliant with EN12464-1 standard) and end heads with Light Proof system. Extruded aluminum outercasing for brick or concrete recessed installation available as an accessory. IP40 / IP43 depending on the installation method. Available default modules on demand and modular system.

DISPONIBILE SUL NOSTRO SITO IL CONFIGURATORE DI SISTEMI CON METODO DRAG & DROP
Requisiti minimi richiesti schermo da 10 pollici

AVAILABLE ON OUR WEBSITE SYSTEM CONFIGURATOR WITH DRAG & DROP METHOD
Minimum requirements required 10 inches screenW

UK CONFORMITY ASSESSMENT E EUROPEAN CERTIFICATION / UK CONFORMITY ASSESSTMENT AND EUROPEAN CERTIFICATION

PRODOTTI COSTRUITI CON MATERIALE RECICLABILE / PRODUCTS MADE OF RECYCLABLE MATERIAL

GARANZIA DI 5 ANNI / 5-YEAR WARRANTY

VERSIONE HORTICULTURE/AVAILABLE HORTICULTURE VERSION

Lucifero's dà la possibilità di equipaggiare le lampade con spettri di luce che stimolano la fotosintesi delle piante anche in assenza di luce naturale. La presenza delle piante conferisce agli ambienti un'atmosfera di qualità: i rumori vengono attutiti, l'aria viene ossigenata e la concentrazione aumenta. Le piante hanno effetti benefici anche a livello psicologico attenuando lo stress e aumentando la produttività lavorativa. / Lucifero's gives the possibility to equip the lamps with light spectrums that stimulate the photosynthesis of plants even in the absence of natural light. The presence of plants gives the rooms a quality atmosphere: noises are muffled, the air is oxygenated and concentration increases. Plants also have beneficial effects on a psychological level by reducing stress and increasing work productivity.

TUNABLE WHITE / TUNABLE WHITE

La versione Tunable White, grazie alla sua dimmerazione, permette di regolare l'intensità luminosa con il variare delle ore del giorno in perfetta sintonia con il ritmo circadiano. / The Tunable White version, thanks to its dimming, allows you to adjust the light intensity as the hours of the day vary in perfect harmony with the circadian rhythm.

DIFFUSORE OPAL / OPAL DIFFUSER

DIFFUSORE MICROPRISMATICO A LUMINANZA CONTROLLATA/MICROPRISMATIC DIFFUSER CONTROLLED LUMINANCE (CONFORME ALLA NORMATIVA EN 12464-1) / *(CONFORM TO STANDARD EN 12464-1)*

Le lampade Lucifero's possono essere equipaggiate con un diffusore microprismatico in alternativa al diffusore standard opalino. Questa versione rende l'illuminazione ideale per ambienti di lavoro ove sia necessaria un bassa luminanza, una migliore distribuzione della luce ed un effetto anti riflesso. / Lucifero's lamps can be equipped with a microprismatic diffuser as an alternative to the standard opal diffuser. This version makes the lighting ideal for work environments where low luminance, better light distribution and an anti-reflection effect are required.

MONO EMISSIONE O BI EMISSIONE/ MONO EMISSION OR DOUBLE EMISSION

VERSIONE BIEMISSIONE /BIEMISSION VERSION

Le versioni a luce diretta ed indiretta sono sempre predisposte per accensioni separate | Direct and indirect version are always prepared for indipendent ignition

LINEA LED RGB - RGB WHITE / RGB - RGBW LINEAR LED

FINITURE/FINISHINGS


01-BIANCO/ WHITE


02-NERO/ BLACK


27-ALLUMINIO ANODIZZATO/ ANODIZED ALUMINIUM


49-MOKA/ MOKA

FINITURE PREMIUM /PREMIUM FINISHINGS


81-ORO ROSA/ PINK GOLD


82-BRONZO/ BRONZE


83-OTTONE SATINATO / BRUSHED BRASS


01-TELAIO BIANCO OTTICA NERA/ WHITE FRAME BLACK OPTIC


02-TELAIO NERO OTTICA NERA/ BLACK FRAME BLACK OPTIC


41-TELAIO BIANCO OTTICA BIANCA/ WHITE FRAME WHITE OPTIC


42-TELAIO NERO OTTICA ORO/ BLACK FRAME GOLD OPTIC


41-TELAIO MOKA OTTICA NERA/ MOKA FRAME, BLACK OPTIC


42-MOKA NERO OTTICA ORO/ MOKA FRAME GOLD OPTIC

KELVIN


2700°K


3000°K


4000°K

FASCIO/BEAM



SPOT 20°



FLOOD 32°



WIDE 50°



ASYMMETRIC 41°X18°

LEVA MODULE

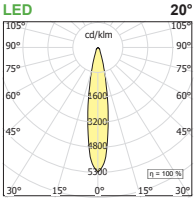

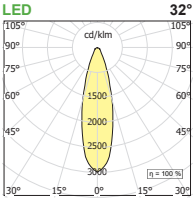

CURVE FOTOMETRICHE/*PHOTOMETRIC DATA*

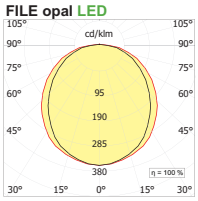

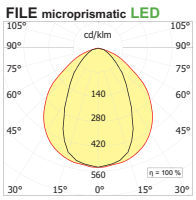

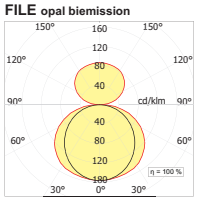

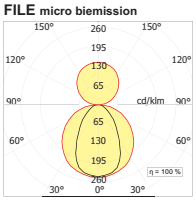

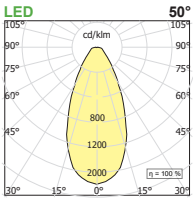

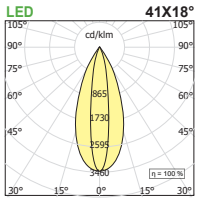



FILE
MODULI FINITI



/ STAND ALONE MODULES

FILE



FILE

INCASSO
RECESSED

Turvo Multi-Enterprise Collaborative Logistics
India

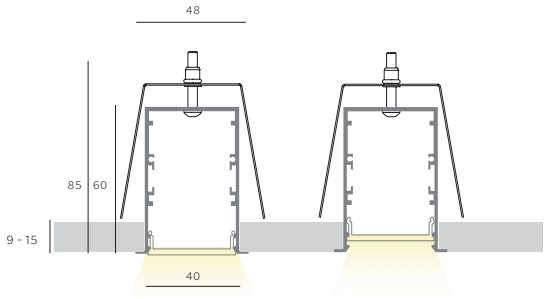

Diffusore complanare | Coplanar diffuser

Diffusore arretrato | Backward diffuser

VERSIONI DISPONIBILI/AVAILABLE VERSION

● KELVIN		○ KELVIN	
27	2700K	27	2700K
30	3000K	30	3000K
40	4000K	40	4000K

HC Horticulture

TW Tunable White Dali*

* Note: Disponibile per le seguenti misure: 580, 1140, 1700, 2265mm. Gli apparecchi con temperatura di colore variabile (Tunable White) vengono forniti comprensivi di alimentatore Dali | Available for the following sizes: 580, 1140, 1700, 2265mm. The devices with variable color temperature (Tunable White) are supplied with integrated Dali power supply.

● DIFFUSORE/DIFFUSER

P Diffusore in policarbonato bianco opale | White opal policarbonate

X Microprismatic *

* Diffusore microprismatico a luminanza controllata (conforme alla normativa EN 12464-1). | Microprismatic diffuser controlled luminance (conform to standard EN 12464-1).

● FASCIO/BEAM



S Spot 20°

F Flood 32°

W Wide 50°

Z Asymmetric 41°X18°

● DIMMABLE (OPTIONAL)

D Dali Touch & Dimm

SU RICHIESTA ON DEMAND

E Versione ad emergenza | Emergency version

D10 Dimmerabile 1-10V | Dimmable 1-10V

CA Sistema di controllo CASAMBI | CASAMBI control system

/ ## FINITURA/FINISHING (PREMIUM AVAILABLE)

/01 bianco | white

/02 nero | black

/27 alluminio anodizzato | anodized aluminium

VERSIONI CON LEVA | MODEL WITH LEVA



/01 telaio bianco, ottica nera | white frame, black optic

/02 telaio nero, ottica nera | black frame, black optic

/41 telaio bianco, ottica bianca | white frame, white optic

/42 telaio nero, ottica oro | black frame, gold optic

COMPOSIZIONE CODICE: xxx.x ●●●●/##

HOW TO CREATE THE CODE: **F1000.827SXD/01**

CODE

F1000.8 ● ● ● ●/## — finishing

base code | kelvin | beam | diffuser | dimmable

FILE INCASSO
PER CARTONGESSO A LUCE DIRETTA E DIFFUSA / FOR FALSE CEILING DIRECT AND DIFFUSED LIGHT

taglio per incasso/ recessed hole dimension 42xL+2

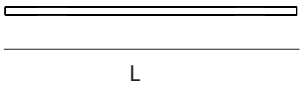

L







LED			lm product 3000K/diffuser		
W	L.mm	Kg	with opal diffuser	with microprismatic	CODE
12,8	580	0.95	721	964	**F1000.8 /##**
19,2	860	1.30	1082	1446	**F1001.8 /##**
25,6	1140	1.70	1442	1928	**F1002.8 /##**
32	1420	2.10	1803	2410	**F1003.8 /##**
38,4	1700	2.60	2163	2892	**F1004.8 /##**
44,8	1985	3.25	2524	3374	**F1005.8 /##**
51,2	2265	3.45	2884	3856	**F1006.8 /##**
57,6	2545	3.65	3245	4338	**F1007.8 /##**
64	2825	4,10	3605	4820	**F1008.8 /##**

FILE INCASSO + LEVA
PER CARTONGESSO A LUCE DIRETTA / FOR FALSE CEILING DIRECT LIGHT

taglio per incasso/ recessed hole dimension 42xL+2

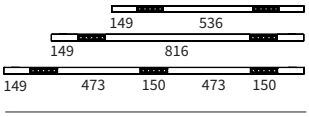

L









LED			lm product/beam 3000K				
W	L.mm	Kg	S20°	F32°	W50°	Z41°x18°	CODE
22W	1140	2,00	2004	1862	1656	1052	**F1022.9 /##**
22W	1420	2,40	2004	1862	1656	1052	**F1023.9 /##**
33W	1700	2,80	3006	2793	2484	1578	**F1024.9 /##**

ACCESSORI / ACCESSORIES

PER INSTALLAZIONE A LATERIZIO / CALCESTRUZZO FOR BRICK WALLS / CONCRETE
CASSAFORMA "CONTAINER "/ WALLBOX "CONTAINER"

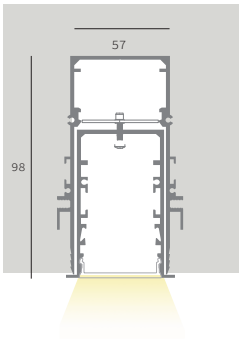



Dim.	H	L.mm	Kg	CODE
57	98	1000	1.50	**LTF1.1000/27**
57	98	2000	3.10	**LTF1.2000/27**
57	98	3000	4.75	**LTF1.3000/27**
57	98	------	------	**LTF1.misura/27**

info : Vedi la collezione "Container" per scoprire come sviluppare con un unico profilo molteplici soluzioni.
| See Container collection to discover how develop different solution with just one profile.

COPPIA DI TESTATE PER CASSAFORMA / COUPLE OF CLOSURE HEADS FOR WALLBOX



CODE

LT2480.1

STAFFA SINGOLA PER FISSAGGIO MODULO / MODULE FIXING SINGLE BRACKET





CODE

LT2481

Staffa per fissaggio modulo luminoso all'interno della cassaforma. Ordinare 1 al m. (minimo 2 pezzi) | Single bracket to fix the lighting module within the wallbox, order 1 per m. (min. 2 pcs)



FILE

INCASSO RASATO
TRIMLESS RECESSED

BMW CONCESSIONARIA
PROGETTISTA/ARCHITETTO/DESIGNER ER STUDIO

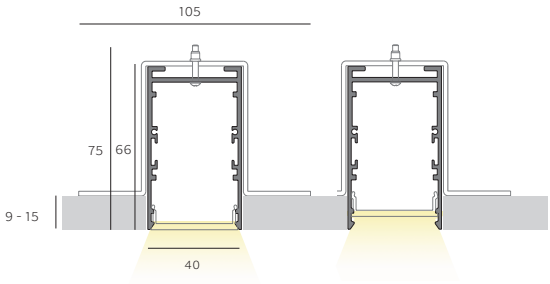

VERSIONI DISPONIBILI/AVAILABLE VERSION

● KELVIN		○ KELVIN	
27	2700K	27	2700K
30	3000K	30	3000K
40	4000K	40	4000K
HC	Horticulture		
TW	Tunable White Dali*		

* Note: Disponibile per le seguenti misure: 580, 1140, 1700, 2265mm.. Gli apparecchi con temperatura di colore variabile (Tunable White) vengono forniti comprensivi di alimentatore Dali | Available for the following sizes: 580, 1140, 1700, 2265mm.
The devices with variable color temperature (Tunable White) are supplied with integrated Dali power supply.

● DIFFUSORE/DIFFUSER

P Diffusore in policarbonato bianco opale | White opal policarbonate

X Microprismatic *
* Diffusore microprismatico a luminanza controllata (conforme alla normativa EN 12464-1). | Microprismatic diffuser controlled luminance (conform to standard EN 12464-1).

● FASCIO/BEAM



S Spot 20°
F Flood 32°
W Wide 50°
Z Asymmetric 41°X18°

● DIMMABLE (OPTIONAL)

D Dali Touch & Dimm

SU RICHIESTA ON DEMAND

E Versione ad emergenza | Emergency version
D10 Dimmerabile 1-10V | Dimmable 1-10V
CA Sistema di controllo CASAMBI | CASAMBI control system

/ ## FINITURA/FINISHING

/01 bianco | white

VERSIONI CON LEVA/MODEL WITH LEVA

/01 telaio bianco, ottica nera | white frame, black optic
/02 telaio nero, ottica nera | black frame, black optic
/41 telaio bianco, ottica bianca | white frame, white optic
/42 telaio nero, ottica oro | black frame, gold optic

COMPOSIZIONE CODICE: xxx.x ●●●●/##

HOW TO CREATE THE CODE: F1000.827SXD/01

CODE F1000.8 ● ● ● ●/## — finishing

base code | kelvin | beam | diffuser | dimmable

FILE INCASSO RASATO
PER CARTONGESSO A LUCE DIRETTA E DIFFUSA / FOR FALSE CEILING DIRECT AND DIFFUSED LIGHT

taglio per incasso/ recessed hole dimension 42xL+2



L



LED			lm product 3000K/diffuser		
W	L.mm	Kg	with opal diffuser	with microprismatic	CODE
12,8	580	0.95	721	964	**F1100.8 /01**
19,2	860	1.30	1082	1446	**F1101.8 /01**
25,6	1140	1.70	1442	1928	**F1102.8 /01**
32	1420	2.10	1803	2410	**F1103.8 /01**
38,4	1700	2.60	2163	2892	**F1104.8 /01**
44,8	1985	3.25	2524	3374	**F1105.8 /01**
51,2	2265	3.45	2884	3856	**F1106.8 /01**
57,6	2545	3.65	3245	4338	**F1107.8 /01**
64	2825	4,10	3605	4820	**F1108.8 /01**

FILE INCASSO RASATO + LEVA
PER CARTONGESSO A LUCE DIRETTA / FOR FALSE CEILING DIRECT LIGHT

taglio per incasso/ recessed hole dimension 42xL+2









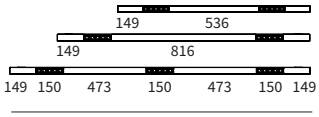

L

LED			lm product/beam 3000K				
W	L.mm	Kg	S20°	F32°	W50°	Z41°x18°	CODE
22W	1140	2,00	2004	1862	1656	1052	**F1122.9 /01**
22W	1420	2,40	2004	1862	1656	1052	**F1123.9 /01**
33W	1700	2,80	3006	2793	2484	1578	**F1124.9 /01**

ACCESSORI / ACCESSORIES

PER INSTALLAZIONE A LATERIZIO / CALCESTRUZZO FOR BRICK WALLS / CONCRETE

CASSAFORMA "CONTAINER "/ WALLBOX "CONTAINER"

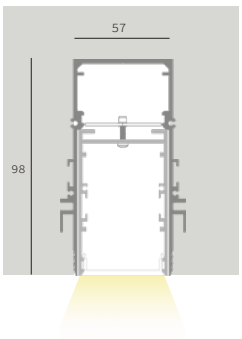



Dim.	H	L.mm	Kg	CODE
57	98	1000	1.50	**LTF1.1000/27**
57	98	2000	3.10	**LTF1.2000/27**
57	98	3000	4.75	**LTF1.3000/27**
57	98	------	------	**LTF1.misura/27**

COPPIA DI TESTATE PER CASSAFORMA / COUPLE OF CLOSURE HEADS FOR WALLBOX



CODE
LT2480.1

STAFFA SINGOLA PER FISSAGGIO MODULO / MODULE FIXING SINGLE BRACKET





CODE
LT2481

Staffa per fissaggio modulo luminoso all'interno della cassaforma. ordinare 1 al m. (minimo 2 pezzi) | Single bracket to fix the lighting module within the wallbox, order 1 per m. (min. 2 pcs)

info : Vedi la collezione "Container" per scoprire come sviluppare con un unico profilo molteplici soluzioni.
| See Container collection to discover how develop different solution with just one profile.



FILE

SOFFITTO
CEILING

Exclusive House - Carimate

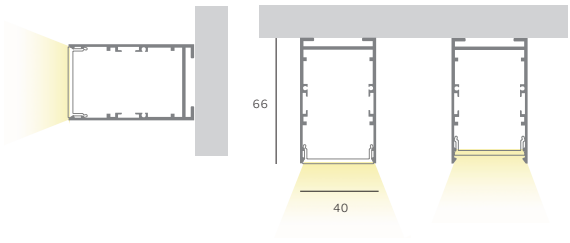

Diffusore complanare | Coplanar diffuser

Diffusore arretrato | Backward diffuser

VERSIONI DISPONIBILI/AVAILABLE VERSION

● KELVIN		○ KELVIN	
27	2700K	27	2700K
30	3000K	30	3000K
40	4000K	40	4000K
HC	Horticulture		
TW	Tunable White Dali*		

* Note: Disponibile per le seguenti misure: 580, 1140, 1700, 2265mm.. Gli apparecchi con temperatura di colore variabile (Tunable White) vengono forniti comprensivi di alimentatore Dali | Available for the following sizes: 580, 1140, 1700, 2265mm.
The devices with variable color temperature (Tunable White) are supplied with integrated Dali power supply.

● DIFFUSORE/DIFFUSER

P Diffusore in policarbonato bianco opale | White opal policarbonate

X Microprismatic *
* Diffusore microprismatico a luminanza controllata (conforme alla normativa EN 12464-1). | Microprismatic diffuser controlled luminance (conform to standard EN 12464-1).

● FASCIO/BEAM



S Spot 20°

F Flood 32°

W Wide 50°

Z Asymmetric 41°X18°W

● DIMMABLE (OPTIONAL)

D Dali Touch & Dimm

SU RICHIESTA ON DEMAND

E Versione ad emergenza | Emergency version

D10 Dimmerabile 1-10V | Dimmable 1-10V

CA Sistema di controllo CASAMBI | CASAMBI control

/## FINITURA/FINISHING (PREMIUM AVAILABLE)

/01 bianco | white

/02 nero | black

/27 alluminio anodizzato | anodized aluminium

/49 moka | moka

VERSIONI CON LEVA/MODEL WITH LEVA

/01 telaio bianco, ottica nera | white frame, black optic

/02 telaio nero, ottica nera | black frame, black optic

/41 telaio bianco, ottica bianca | white frame, white optic

/42 telaio nero, ottica oro | black frame, gold optic

/43 telaio moka , ottica nera | moka frame, black optic

/45 telaio moka, ottica oro | moka frame, gold optic

COMPOSIZIONE CODICE: xxx.x ● ● ● ●/##
HOW TO CREATE THE CODE: **F1000.827SXD/01**

CODE

F1000.8 ● ● ● ●/## — finishing

base code | kelvin | beam | diffuser | dimmable

FILE SOFFITTO
A LUCE DIRETTA E DIFFUSA / DIRECT AND DIFFUSED LIGHT



L









LED			lm product 3000K/diffuser		
W	L.mm	Kg	with opal diffuser	with microprismatic	CODE
12,8	580	0.95	721	964	**F1200.8**●●●/##
19,2	860	1.30	1082	1446	**F1201.8**●●●/##
25,6	1140	1.70	1442	1928	**F1202.8**●●●/##
32	1420	2.10	1803	2410	**F1203.8**●●●/##
38,4	1700	2.60	2163	2892	**F1204.8**●●●/##
44,8	1985	3.25	2524	3374	**F1205.8**●●●/##
51,2	2265	3.45	2884	3856	**F1206.8**●●●/##
57,6	2545	3.65	3245	4338	**F1207.8**●●●/##
64	2825	4,10	3605	4820	**F1208.8**●●●/##

FILE SOFFITTO + LEVA
A LUCE DIRETTA / DIRECT LIGHT









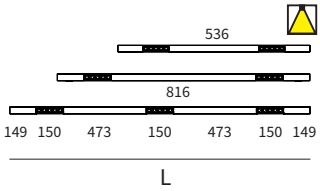

L

LED			lm product/beam 3000K				
W	L.mm	Kg	S20°	F32°	W50°	Z41°x18°	CODE
22W	1140	2,00	2004	1862	1656	1052	**F1222.9**○●●/##
22W	1420	2,40	2004	1862	1656	1052	**F1223.9**○●●/##
33W	1700	2,80	3006	2793	2484	1578	**F1224.9**○●●/##



FILE

SOSPENSIONE
SUSPENSION

HOYNE, SYDNEY
PROJECT INTERNI
PHOTO INHOUSE

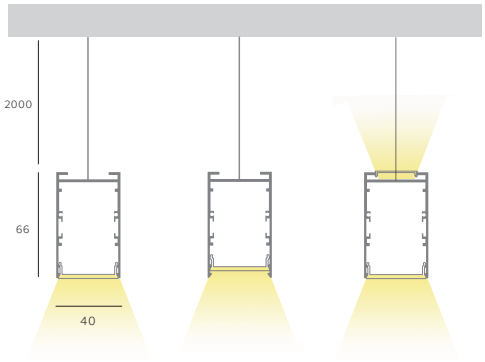

Diffusore complanare | Coplanar diffuser

Diffusore arretrato | Backward diffuser

VERSIONI DISPONIBILI/AVAILABLE VERSION

● KELVIN		○ KELVIN	
27	2700K	27	2700K
30	3000K	30	3000K
40	4000K	40	4000K
HC	Horticulture		
TW	Tunable White Dali*		

* Note: Disponibile per le seguenti misure: 580, 1140, 1700, 2265mm.. Gli apparecchi con temperatura di colore variabile (Tunable White) vengono forniti comprensivi di alimentatore Dali | Available for the following sizes: 580, 1140, 1700, 2265mm. The devices with variable color temperature (Tunable White) are supplied with integrated Dali power supply.

● DIFFUSORE/DIFFUSER

P Diffusore in policarbonato bianco opale | White opal policarbonate

X Microprismatic *

* Diffusore microprismatico a luminanza controllata (conforme alla normativa EN 12464-1). | Microprismatic diffuser controlled luminance (conform to standard EN 12464-1).

● FASCIO/BEAM



S Spot 20°

F Flood 32°

W Wide 50°

Z Asymmetric 41°X18°

● DIMMABLE (OPTIONAL)

D Dali Touch & Dimm

SU RICHIESTA ON DEMAND

E Versione ad emergenza | Emergency version

D10 Dimmerabile 1-10V | Dimmable 1-10V

CA Sistema di controllo CASAMBI | CASAMBI control

/## FINITURA/FINISHING (PREMIUM AVAILABLE)

/01 bianco | white

/02 nero | black

/27 alluminio anodizzato | anodized aluminium

/49 moka | moka

VERSIONI CON LEVA | MODEL WITH LEVA

/01 telaio bianco, ottica nera | white frame, black optic

/02 telaio nero, ottica nera | black frame, black optic

/41 telaio bianco, ottica bianca | white frame, white optic

/42 telaio nero, ottica oro | black frame, gold optic

/43 telaio moka , ottica nera | moka frame, black optic

/45 telaio moka, ottica oro | moka frame, gold optic

COMPOSIZIONE CODICE: xxx.x ●●●●/##

HOW TO CREATE THE CODE: **F1000.827SXD/01**

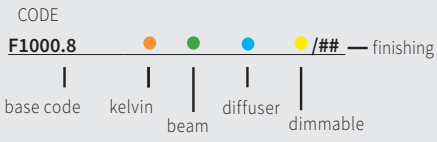

FILE SOSPENSIONE
A LUCE DIRETTA E DIFFUSA O DIRETTA-INDIRETTA/ DIRECT AND DIFFUSED LIGHT OR DIRECT-INDIRECT

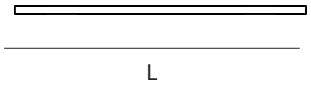

L









MONOEMISSIONE A LUCE DIRETTA E DIFFUSA /
MONO EMISSION DIRECT AND DIFFUSED LIGHT

	LED W	L.mm	Kg	lm product 3000K/diffuser with opal diffuser	with microprismatic	CODE
direct	12,8	580	0.95	721	964	**F1300.8**●●●/##
direct	19,2	860	1.30	1082	1446	**F1301.8**●●●/##
direct	25,6	1140	1.70	1442	1928	**F1302.8**●●●/##
direct	32	1420	2.10	1803	2410	**F1303.8**●●●/##
direct	38,4	1700	2.60	2163	2892	**F1304.8**●●●/##
direct	44,8	1985	3.25	2524	3374	**F1305.8**●●●/##
direct	51,2	2265	3.45	2884	3856	**F1306.8**●●●/##
direct	57,6	2545	3.65	3245	4338	**F1307.8**●●●/##
direct	64	2825	4,10	3605	4820	**F1308.8**●●●/##

BIEMISSIONE A LUCE DIRETTA E INDIRETTA /
BIEMISSION DIRECT AND INDIRECT LIGHT

Prodotto predisposto per accensioni separate | product prepared for indipendent ignition

direct	25,6	1140	2,20	1442	1928	**F1312.8**○●●/##
indirect	+9,9			574	574	
direct	32	1420	2,70	1803	2410	**F1313.8**○●●/##
indirect	+13,2			766	766	
direct	38,4	1700	3,10	2163	2892	**F1314.8**○●●/##
indirect	+16,5			957	957	
direct	44,8	1985	3,40	2524	3374	**F1315.8**○●●/##
indirect	+19,2			1117	1117	
direct	51,2	2265	4,20	2884	3856	**F1316.8**○●●/##
indirect	+22,5			1308	1308	
direct	57,6	2545	4,60	3245	4338	**F1317.8**○●●/##
indirect	+25,3			1467	1467	
direct	64	2825	5,00	3605	4820	**F1318.8**○●●/##
indirect	+28,6			1659	1659	

FILE SOSPENSIONE + LEVA
A LUCE DIRETTA O DIRETTA-INDIRETTA / DIRECT O DIRECT-INDIRECT LIGHT

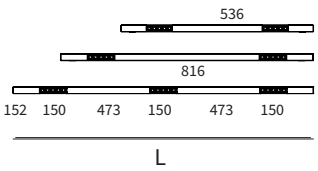

L

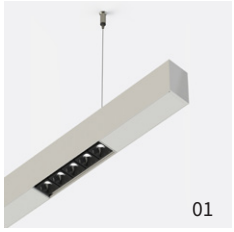







MONOEMISSIONE A LUCE DIRETTA E DIFFUSA /
MONO EMISSION DIRECT AND DIFFUSED LIGHT

	LED W	L.mm	Kg	lm product/beam 3000K S20°	F32°	W50°	Z41°x18°	CODE
direct	22W	1140	2,00	2004	1862	1656	1052	**F1322.9**○●●/##
direct	22W	1420	2,40	2004	1862	1656	1052	**F1323.9**○●●/##
direct	33W	1700	2,80	3006	2793	2484	1578	**F1324.9**○●●/##

BIEMISSIONE A LUCE DIRETTA E INDIRETTA
/BIEMISSION DIRECT AND INDIRECT LIGHT

Prodotto predisposto per accensioni separate | product prepared for indipendent ignition

direct	22W	1140	2,00	2004	1862	1656	1052	**F1342.9**○●●/##
indirect	+ 9,9			574	574	574	574	
direct	22W	1420	2,40	2004	1862	1656	1052	**F1343.9**○●●/##
indirect	13,2			766	766	766	766	
direct	33W	1700	2,80	3006	2793	2484	1578	**F1344.9**○●●/##
indirect	16,5			957	957	957	957	



FILE

PARETE
WALL

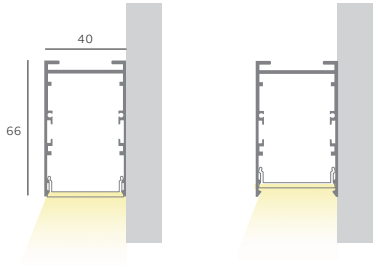

Diffusore complanare | Coplanar diffuser

Diffusore arretrato | Backward diffuser

VERSIONI DISPONIBILI/AVAILABLE VERSION

● **KELVIN**

27 2700K
30 3000K
40 4000K
TW Tunable White Dali*

* Note: Disponibile per le seguenti misure: 580, 1140, 1700, 2265mm.. Gli apparecchi con temperatura di colore variabile (Tunable White) vengono forniti comprensivi di alimentatore Dali | Available for the following sizes: 580, 1140, 1700, 2265mm. The devices with variable color temperature (Tunable White) are supplied with integrated Dali power supply.

● **DIFFUSORE**/DIFFUSER

P Diffusore in policarbonato bianco opale | White opal policarbonate

X Microprismatic *
* Diffusore microprismatico a luminanza controllata (conforme alla normativa EN 12464-1). | Microprismatic diffuser controlled luminance (conform to standard EN 12464-1).

● **DIMMABLE** (OPTIONAL)

D Dali Touch & Dimm

SU RICHIESTA ON DEMAND

E Versione ad emergenza | Emergency version
D10 Dimmerabile 1-10V | Dimmable 1-10V
CA Sistema di controllo CASAMBI | CASAMBI control

/ ## FINITURA/FINISHING

/01 bianco | white
/02 nero |black
/27 alluminio anodizzato | anodized aluminium
/49 moka | moka

/ ## FINITURA PREMIUM /PREMIUM FINISHING

/81 oro rosa shine/shine rose gold
/82 bronzo/ bronze
/83 ottone spazzolato/ brushed brass

COMPOSIZIONE CODICE: xxx.x ● ● ● ●/##
HOW TO CREATE THE CODE: **F1000.827SXD/01**

CODE

F1000.8 ● ● ● ●/## — finishing

base code | kelvin | beam | diffuser | dimmable



L


01


02


27


49

LED			lm product 3000K/diffuser		
W	L.mm	Kg	with opal diffuser	with microprismatic	CODE
12,8	580	0.95	721	964	**F1400.8 /##**
19,2	860	1.30	1082	1446	**F1401.8 /##**
25,6	1140	1.70	1442	1928	**F1402.8 /##**
32	1420	2.10	1803	2410	**F1403.8 /##**
38,4	1700	2.60	2163	2892	**F1404.8 /##**
44,8	1985	3.25	2524	3374	**F1405.8 /##**
51,2	2265	3.45	2884	3856	**F1406.8 /##**
57,6	2545	3.65	3245	4338	**F1407.8 /##**
64	2825	4,10	3605	4820	**F1408.8 /##**

METODO DI INSTALLAZIONE / *INSTALLATION METHOD*

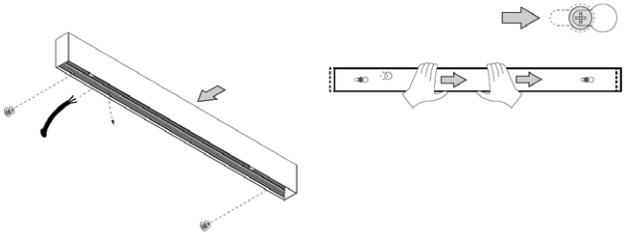



FILE
SISTEMA / *SYSTEM*


CEILING
RECESSED

FILE

SISTEMA INCASSO
RECESSED SYSTEM





REGLETTE/LINEA DI LUCE

LEVA

FARETÈN

MINISPOT

Elementi luminosi da p. 246 | Lighting elements from p. 246

PROFILO VUOTO INCASSO / RECESSED EMPTY PROFILE



L.mm	Kg	CODE
1000	0.93	**LT247.1000 /##**
2000	1.86	**LT247.2000 /##**
3000	2.79	**LT247.3000 /##**
------		**LT247.misura /##**

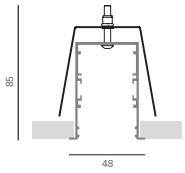

spessore cartongesso / plasterboard thickness 9-15

COPPIA DI TESTATE PER PROFILO INCASSO / COUPLE OF CLOSURE HEADS



CODE
LT2470 /##

MOLLA DI FISSAGGIO PROFILO PER INCASSO / FIXING SPRING FOR RECESSED VERSION



CODE
LT2426

Molla singola per fissare il profilo lineare al controsoffitto. Una ogni metro, min. 2 | Single spring for fixing the linear profile on the false-ceiling. One every meter, 2 pcs min.

GIUNTI LINEARI COPPIA / LINEAR JOINT COUPLE



CODE
LT2406

GIUNTI ANGOLARI COPPIA / ANGLE JOINT COUPLE



CODE
LTM211.90

GIUNTI ANGOLARI COPPIA PER PIANI DIVERSI / ANGLE JOINT COUPLE ON DIFFERENT PLANES



CODE
LTM211.90P

DIFFUSORE IN POLICARBONATO OPALINO / OPAL WHITE POLYCARBONATE DIFFUSER



L.mm	Kg	CODE
1000	0.16	**LT239P.1000**
2000	0.33	**LT239P.2000**
3000	0.50	**LT239P.3000**
------		**LT239P.misura**

DIFFUSORE IN POLICARBONATO MICROPRISMATICO / MICROPRISMATIC POLYCARBONATE DIFFUSER

Diffusore microprismatico a luminanza controllata (conforme normativa EN 12464-1) | Controlled luminance microprismatic diffuser (conforms to standard EN 12464-1)



L.mm	Kg	CODE
1000	0.16	**LT239X.1000**
2000	0.33	**LT239X.2000**
3000	0.50	**LT239X.3000**
------		**LT239X.misura**

PIASTRA DI CHIUSURA IN ESTRUSO DI ALLUMINIO / ALUMINIUM CLOSING COVER



Molle incluse/springs included	L.mm	CODE
n. 2	1000	**F16.1000/##**
n.3	2000	**F16.2000/##**
n.4	3000	**F16.3000/##**
	------	**F16.misura/##**

MOLLA PER PIASTRA CHIUSURA / SPRING FOR CLOSING COVER



CODE
F1.MLC

Una ogni 70 cm da ordinare solo in caso di tagli della piastra di chiusura | One every 70 cm. To be ordered in case of cut of the closing cover.

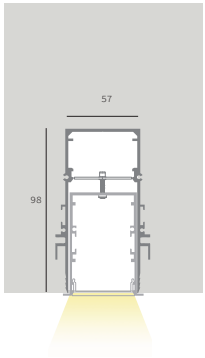

PER INSTALLAZIONE A LATERIZIO / CALCESTRUZZO FOR BRICK WALLS / CONCRETE INSTALLATION

CASSAFORMA "CONTAINER" / "CONTAINER**"** WALLBOX



Dim.	H	L.mm	Kg	CODE
57	98	1000	1.50	**LTF1.1000/27**
57	98	2000	3.10	**LTF1.2000/27**
57	98	3000	4.75	**LTF1.3000/27**
57	98	------	------	**LTF1.misura/27**

COPPIA DI TESTATE / COUPLE OF CLOSURE HEADS



CODE
LT2480.1

COPPIA GIUNTI ANGOLARI/ COUPLE ANGLE CONNECTORS



CODE
LTM211.90

COPPIA DI STAFFE DI FISSAGGIO / COUPLE OF FIXING BRACKETS



CODE
LTSC01

Per cartongesso. 1 ogni 1,5m | For false ceiling. 1 per 1,5 m.

GIUNTI LINEARI COPPIA / LINEAR JOINT COUPLE



CODE
LT2482

STAFFA SINGOLA PER FISSAGGIO MODULO / MODULE FIXING SINGLE BRACKET



CODE
LT2481

Staffa per fissaggio modulo luminoso all'interno della cassaforma. Ordinare 1 al m. (minimo 2 pezzi) | Single bracket to fix the lighting module within the wallbox, order 1 per m. (min. 2 pcs)



FASCETTA REGGICAVO / TIE CABLE LOCKING



CODE
LTSC03

Fascetta reggicavo, ordinare 1 ogni 0,5 m (minimo 2pezzi) | Tie cable locking , order 1 per 0,5 m. (min.2pcs)

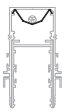

info : Vedi la collezione "Container" per scoprire come sviluppare con un unico profilo molteplici soluzioni. | *See Container collection to discover how develop different solution with just one profile.*

/ ## FINITURA/FINISHING

/01 bianco | white

/02 nero | black

/27 alluminio anodizzato | anod.alum

.misura sostituire con la misura necessaria in mm. / replace with the required measure in mm.

FILE

SISTEMA INCASSO RASATO

TRIMLESS RECESSED SYSTEM



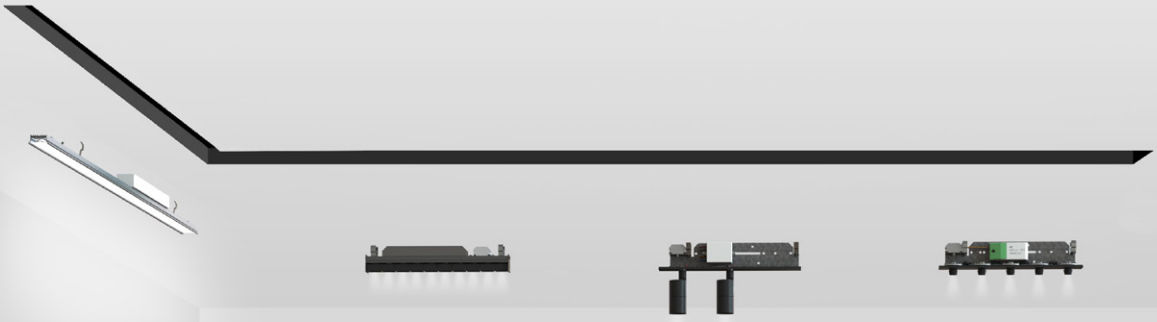

REGLETTE/LINEA DI LUCE

LEVA

FARETÈN

MINISPOT

Elementi luminosi da p. 246 | Lighting elements from p. 246

/ ## FINITURA/FINISHING

/01 bianco | white

/02 nero | black

/27 alluminio anodizzato | anodized aluminium

COMPOSIZIONE CODICE: xxx.x /##

HOW TO CREATE THE CODE: **F1000/01**

CODE

F1000 **/##** — finishing

base code

.misura sostituire con la misura necessaria in mm. / replace with the required measure in mm.

PROFILO VUOTO INCASSO RASATO / TRIMLESS RECESSED EMPTY PROFILE



L.mm	Kg	CODE
1000	0.95	**LT248.1000/01**
2000	2.00	**LT248.2000/01**
3000	2.60	**LT248.3000/01**
------		**LT248.misura/01**

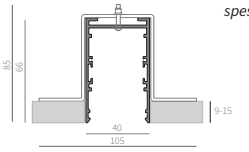

spessore cartongesso / plasterboard thickness 9-15

COPPIA DI TESTATE PER PROFILO INCASSO RASATO/ COUPLE OF CLOSURE HEADS FOR TRIMLESS RECESSED PROFILE



CODE
LT248/01

STAFFA DI FISSAGGIO PROFILO PER INCASSO RASATO / FIXING BRACKET FOR FOR TRIMLESS RECESSED PROFILE



CODE
LT248S

Staffa singola per fissare il profilo lineare al controsoffitto. Una ogni metro, minimo 2 | Single bracket for fixing the linear profile on the false-ceiling. One every meter, 2 pieces minimun.

GIUNTI LINEARI COPPIA / LINEAR JOINT COUPLE



CODE
LT2482

DIFFUSORE IN POLICARBONATO OPALINO / OPAL WHITE POLYCARBONATE DIFFUSER



L.mm	Kg	CODE
1000	0.16	**LT239P.1000**
2000	0.33	**LT239P.2000**
3000	0.50	**LT239P.3000**
------		**LT239P.misura**

DIFFUSORE IN POLICARBONATO MICROPRISMATICO / MICROPRISMATIC POLYCARBONATE DIFFUSER

Diffusore microprismatico a luminanza controllata (conforme normativa EN 12464-1) Controlled luminance microprismatic diffuser (conforms to standard EN 12464-1)



L.mm	Kg	CODE
1000	0.16	**LT239X.1000**
2000	0.33	**LT239X.2000**
3000	0.50	**LT239X.3000**
------		**LT239X.misura**

PIASTRA DI CHIUSURA IN ESTRUSO DI ALLUMINIO / ALUMINIUM CLOSING COVER



Molle incluse/springs included	L.mm	CODE
n. 2	1000	**F16.1000/##**
n.3	2000	**F16.2000/##**
n.4	3000	**F16.3000/##**
	------	**F16.misura/##**

MOLLA PER PIASTRA CHIUSURA / SPRING FOR CLOSING COVER



CODE
F1.MLC

Una ogni 70 cm da ordinare solo in caso di tagli della piastra di chiusura | One every 70 cm. To be ordered in case of cut of the closing cover.

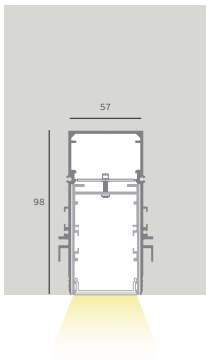

PER INSTALLAZIONE A LATERIZIO / CALCESTRUZZO FOR BRICK WALLS / CONCRETE INSTALLATION

CASSAFORMA "CONTAINER" / "CONTAINER**"** WALLBOX



Dim.	H	L.mm	Kg	CODE
57	98	1000	1.50	**LTF1.1000/27**
57	98	2000	3.10	**LTF1.2000/27**
57	98	3000	4.75	**LTF1.3000/27**
57	98	------	------	**LTF1.misura/27**

COPPIA DI TESTATE / COUPLE OF CLOSURE HEADS



CODE
LT2480.1

COPPIA GIUNTI ANGOLARI/ COUPLE ANGLE CONNECTORS



CODE
LTM211.90

COPPIA DI STAFFE DI FISSAGGIO / COUPLE OF FIXING BRACKETS



CODE
LTSC01

Per cartongesso. 1 ogni 1,5m | For false ceiling. 1 per 1,5 m.

GIUNTI LINEARI COPPIA / LINEAR JOINT COUPLE



CODE
LT2482

STAFFA SINGOLA PER FISSAGGIO MODULO / MODULE FIXING SINGLE BRACKET



CODE
LT2481

Staffa per fissaggio modulo luminoso all'interno della cassaforma. Ordinare 1 al m. (minimo 2 pezzi) | Single bracket to fix the lighting module within the wallbox, order 1 per m. (min. 2 pcs)



FASCETTA REGGICAVO / TIE CABLE



CODE
LTSC03

Fascetta reggicavo, ordinare 1 ogni 0,5 m (minimo 2pezzi) | Tie cable locking , order 1 per 0,5 m. (min.2pcs)

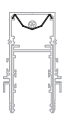

info : Vedi la collezione "Container" per scoprire come sviluppare con un unico profilo molteplici soluzioni. | *See Container collection to discover how develop different solution with just one profile.*

FILE

SISTEMA SOFFITTO

CEILING SYSTEM





REGLETTE/LINEA DI LUCE

LEVA

FARETÈN

MINISPOT

Elementi luminosi da p. 246 | Lighting elements from p. 246

/ ## FINITURA/FINISHING

/01 bianco/white

/02 nero/black

/27 alluminio anodizzato / anod.alum

/49 moka/moka

/ ## FINITURA PREMIUM /PREMIUM FINISHING

/81 oro rosa shine/shine pink gold

/82 bronzo/ bronze

/83 ottone spazzolato/ brushed brass

COMPOSIZIONE CODICE: xxx.x /##

HOW TO CREATE THE CODE: **F1000/01**

CODE

F1000 **/##** — finishing

|

base code

.misura sostituire con la misura necessaria in mm. / replace with the required measure in mm.

PROFILO VUOTO SOFFITTO / CEILING EMPTY PROFILE



L.mm	Kg	CODE
1000	0.95	**LT243.1000 /##**
2000	2.00	**LT243.2000 /##**
3000	2.60	**LT243.3000 /##**
------		**LT243.misura /##**

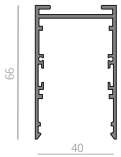

COPPIA DI TESTATE PER PROFILO / COUPLE OF CLOSURE HEADS



CODE
LT2403/##

COPPIA GIUNTI LINEARI / LINEAR CONNECTORS COUPLE



CODE
LT2406

COPPIA GIUNTI ANGOLARI/ ANGLE CONNECTORS COUPLE



CODE
LTM211.90

COPPIA GIUNTI ANGOLARI PER INSTALLAZIONE SU PIANI DIVERSI / ANGLE CONNECTORS COUPLE FOR INSTALLATION ON DIFFERENT PLANES



CODE
LTM211.90P

DIFFUSORE IN POLICARBONATO OPALINO / OPAL WHITE POLYCARBONATE DIFFUSER



L.mm	Kg	CODE
1000	0.16	**LT239P.1000**
2000	0.33	**LT239P.2000**
3000	0.50	**LT239P.3000**
------		**LT239P.misura**

DIFFUSORE IN POLICARBONATO MICROPRISMATICO / MICROPRISMATIC POLYCARBONATE DIFFUSER

Diffusore microprismatico a luminanza controllata (conforme normativa EN 12464-1) | Controlled luminance microprismatic diffuser (conforms to standard EN 12464-1)



L.mm	Kg	CODE
1000	0.16	**LT239X.1000**
2000	0.33	**LT239X.2000**
3000	0.50	**LT239X.3000**
------		**LT239X.misura**

PIASTRA DI CHIUSURA IN ESTRUSO DI ALLUMINIO / EXTRUDED ALUMINIUM CLOSING COVER



Molle incluse/springs included	L.mm	CODE
n. 2	1000	**F16.1000/##**
n.3	2000	**F16.2000/##**
n.4	3000	**F16.3000/##**
	------	**F16.misura/##**

MOLLA PER PIASTRA DI CHIUSURA / SPRING FOR CLOSING COVER



CODE
F1.MLC

Una ogni 70 cm da ordinare solo in caso di tagli della piastra di chiusura | One every 70 cm. To be ordered in case of cut of the closing cover.

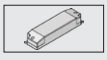

DRIVERS VEDI | SEE **P.447**

FILE

SISTEMA SOSPENSIONE

SUSPENSION SYSTEM

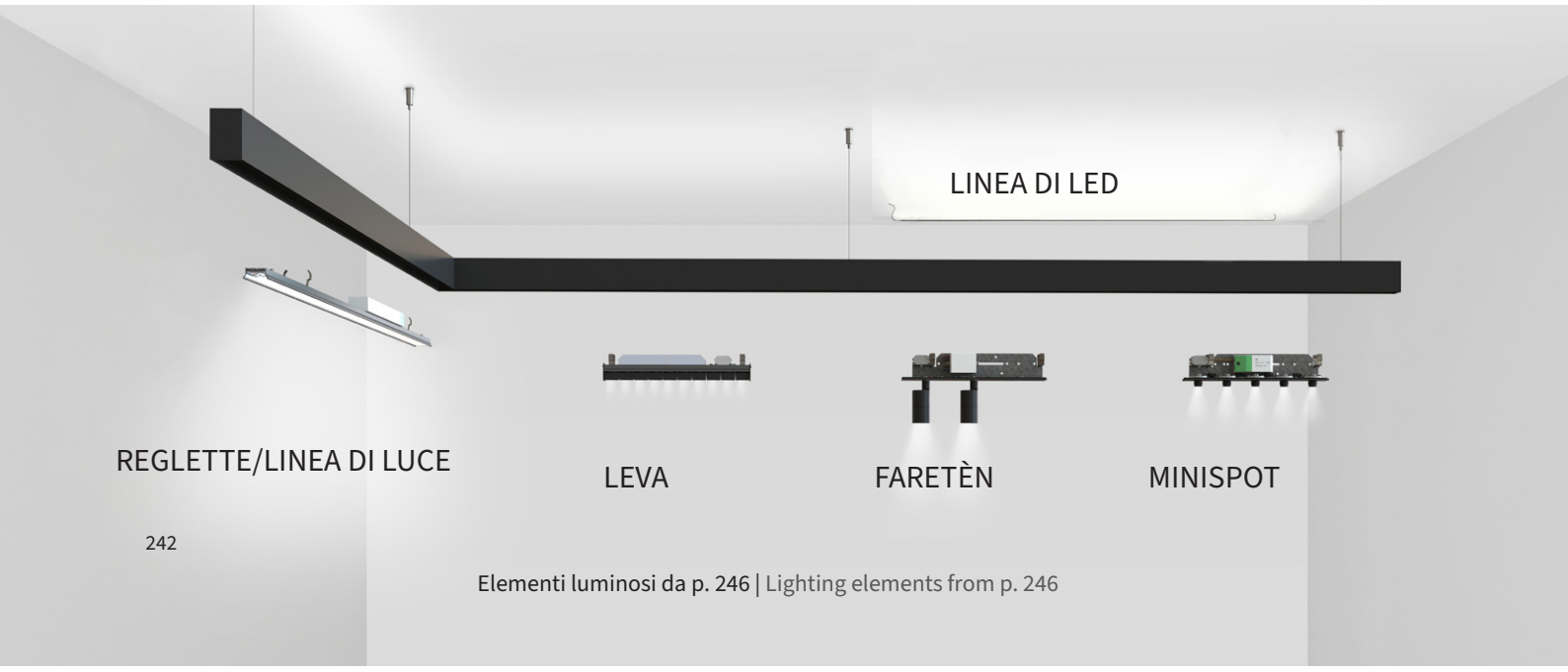

Elementi luminosi da p. 246 | Lighting elements from p. 246

/ ## FINITURA/FINISHING

- **/01** bianco/white
- **/02** nero/black
- **/27** alluminio anodizzato / anod.alum
- **/49** moka/moka

/ ## FINITURA PREMIUM /PREMIUM FINISHING

- **/81** oro rosa shine/shine pink gold
- **/82** bronzo/ bronze
- **/83** ottone spazzolato/ brushed brass

COMPOSIZIONE CODICE: xxx.x /##

HOW TO CREATE THE CODE: **F1000/01**

CODE

F1000 **/##** — finishing

|

base code

.misura sostituire con la misura necessaria in mm. / replace with the required measure in mm.

PROFILO VUOTO SOSPENSIONE / SUSPENSION EMPTY PROFILE



L.mm	Kg	CODE
1000	0.95	**LTB43.1000 /##**
2000	2.00	**LTB43.2000 /##**
3000	2.60	**LTB43.3000 /##**
------		**LTB43.misura /##**

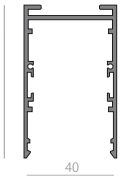

COPPIA DI TESTATE PER PROFILO / COUPLE OF CLOSURE HEADS



CODE
LT2403 /##

KIT SOSPENSIONE IN ACCIAIO/ STEEL SUSPENSION KIT



L.mm	Kg	CODE
2000	0.16	**LT2410**
4000	0.32	**LT2410.4000**

Uno ogni 2 m. minimo 2 | One every 2 m, 2 pieces minimum

KIT ALIMENTAZIONE COMPLETO DI ROSONE / POWER CABLE KIT WITH CEILING CANOPY



Dim.	Kg	CODE L. 2000mm	CODE L. 4000mm
3X0,75	0.18	**LT2411/01**	**LT2411.4000/01**
4X0,75	0.26	**LT2412/01**	**LT2412.4000/01**
5X0,75	0.30	**LT2412.5/01**	**LT2412.5.4000/01**
7X0,75	0.30	**LT2412.7/01**	**LT2412.7.4000/01**
9X0,75	0.30	**LT2412.9/01**	**LT2412.9.4000/01**

COPPIA GIUNTI LINEARI / LINEAR CONNECTORS COUPLE



CODE
LT2406

COPPIA GIUNTI ANGOLARI/ ANGLE CONNECTORS COUPLE



CODE
LTM211.90

COPPIA GIUNTI ANGOLARI PER INSTALLAZIONE SU PIANI DIVERSI / ANGLE CONNECTORS COUPLE FOR INSTALLATION ON DIFFENT PLANES



CODE
LTM211.90P

DIFFUSORE IN POLICARBONATO OPALINO / OPAL WHITE POLYCARBONATE DIFFUSER



L.mm	Kg	CODE
1000	0.16	**LT239P.1000**
2000	0.33	**LT239P.2000**
3000	0.50	**LT239P.3000**
------		**LT239P.misura**

DIFFUSORE IN POLICARBONATO MICROPRISMATICO / MICROPRISMATIC POLYCARBONATE DIFFUSER

Diffusore microprismatico a luminanza controllata (conforme normativa EN 12464-1) | Controlled luminance microprismatic diffuser (conforms to standard EN 12464-1)



L.mm	Kg	CODE
1000	0.16	**LT239X.1000**
2000	0.33	**LT239X.2000**
3000	0.50	**LT239X.3000**
------		**LT239X.misura**

PIASTRA DI CHIUSURA IN ESTRUSO DI ALLUMINIO / ALUMINIUM CLOSING COVER



Molle incluse/springs included	L.mm	CODE
n. 2	1000	**F16.1000/##**
n.3	2000	**F16.2000/##**
n.4	3000	**F16.3000/##**
	------	**F16.misura/##**

MOLLA PER PIASTRA CHIUSURA / SPRING FOR CLOSING COVER



CODE
F1.MLC

Una ogni 70 cm da ordinare solo in caso di tagli della piastra di chiusura | One every 70 cm. To be ordered in case of cut of the closing cover.

DIFFUSORE IN POLICARBONATO OPALINO INDIRETTO / OPAL INDIRECT WHITE POLYCARBONATE DIFFUSER



L.mm	Kg	CODE
1000	0.16	**LT240P.1000**
2000	0.33	**LT240P.2000**
3000	0.50	**LT240P.3000**
------		**LT240P.misura**

FILE

SISTEMA PARETE

WALL SYSTEM



PROFILO VUOTO PARETE / WALL EMPTY PROFILE
Il profilo è già preforato per l'installazione | The profile is already drilled for installation



L.mm	Kg	CODE
1000	0.95	**LTA43.1000/##**
2000	2.00	**LTA43.2000/##**
3000	2.60	**LTA43.3000/##**
------		**LTA43.misura/##**

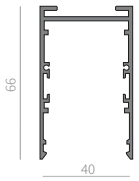

COPPIA DI TESTATE PER PROFILO / COUPLE OF CLOSURE HEADS



CODE
LT2403/##

COPPIA GIUNTI LINEARI / LINEAR CONNECTORS COUPLE



CODE
LT2406

COPPIA GIUNTI ANGOLARI/ ANGLE CONNECTORS COUPLE



CODE
LTM211.90

DIFFUSORE IN POLICARBONATO OPALINO / OPAL WHITE POLYCARBONATE DIFFUSER



L.mm	Kg	CODE
1000	0.16	**LT239P.1000**
2000	0.33	**LT239P.2000**
3000	0.50	**LT239P.3000**
------		**LT239P.misura**

DIFFUSORE IN POLICARBONATO MICROPRISMATICO / MICROPRISMATIC POLYCARBONATE DIFFUSER
Diffusore microprismatico a luminanza controllata (conforme normativa EN 12464-1) | Controlled luminance microprismatic diffuser (conforms to standard EN 12464-1)



L.mm	Kg	CODE
1000	0.16	**LT239X.1000**
2000	0.33	**LT239X.2000**
3000	0.50	**LT239X.3000**
------		**LT239X.misura**

PIASTRA DI CHIUSURA IN ESTRUSO DI ALLUMINIO / EXTRUDED ALUMINIUM CLOSING COVER



Molle incluse/springs included	L.mm	CODE
n. 2	1000	**F16.1000/##**
n.3	2000	**F16.2000/##**
n.4	3000	**F16.3000/##**
	------	**F16.misura/##**

MOLLA PER PIASTRA DI CHIUSURA / SPRING FOR CLOSING COVER



CODE
F1.MLC

Una ogni 70 cm da ordinare solo in caso di tagli della piastra di chiusura | One every 70 cm. To be ordered in case of cut of the closing cover.

DIFFUSORE IN POLICARBONATO OPALINO INDIRETTO / OPAL INDIRECT WHITE POLYCARBONATE DIFFUSER



L.mm	Kg	CODE
1000	0.16	**LT240P.1000**
2000	0.33	**LT240P.2000**
3000	0.50	**LT240P.3000**
------		**LT240P.misura**

/ ## FINITURA/FINISHING

- **/01** bianco/white
- **/02** nero/black
- **/27** alluminio anodizzato /anodized aluminium
- **/49** moka/moka

/ ## FINITURA PREMIUM /PREMIUM FINISHING

- **/81** oro rosa shine/shine pink gold
- **/82** bronzo/ bronze
- **/83** ottone spazzolato/ brushed brass

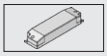

DRIVERS VEDI | SEE **P.447**




reglette


linea LED


leva


faretèn focus


faretèn minispot

FILE

ELEMENTI LUMINOSI
LIGHT ELEMENTS

VERSIONI DISPONIBILI/AVAILABLE VERSION

● KELVIN		○ KELVIN	
27	2700K	27	2700K
30	3000K	30	3000K
40	4000K	40	4000K
HC	Horticulture		
TW	Tunable White Dali*		

* Note: Disponibile per le seguenti misure: 580, 1140, 1700, 2265mm.. Gli apparecchi con temperatura di colore variabile (Tunable White) vengono forniti comprensivi di alimentatore Dali | Available for the following sizes: 580, 1140, 1700, 2265mm.The devices with variable color temperature (Tunable White) are supplied with integrated Dali power supply.

● **DIMMABLE** (OPTIONAL)

D Dali Touch & Dimm

COMPOSIZIONE CODICE: XXX.X ●●/##
HOW TO CREATE THE CODE: **F1000.827D/01**

CODE

F1000.8 ● ● /## — finishing

base code | kelvin | dimmable

FILE SISTEMA REGLETTE LED 24W/M / 24W/M LED BATTEN



Alimentatore incluso | Driver included

LED 24W/m		lm product 3000K/diffuser		
W	L.mm	with opal diffuser	with microprismatic diffuser	CODE
12,8	560	721	964	**R18FM0.8**** ● ●
19,2	840	1082	1446	**R18FM1.8** ● ●
25,6	1120	1442	1928	**R18FM2.8** ● ●
32	1400	1803	2410	**R18FM3.8** ● ●
38,4	1680	2163	2892	**R18FM4.8** ● ●
44,8	1985	2524	3374	**R18FM5.8** ● ●
51,2	2240	2884	3856	**R18FM6.8** ● ●

* Note: Disponibile per le seguenti misure: 560, 1120, 1680, 2240mm. Gli apparecchi con temperatura di colore variabile (Tunable White) vengono forniti comprensivi di alimentatore DALI | Available for the following sizes: 560, 1120, 1680, 2240mm. .The devices with variable color temperature (Tunable White) are supplied with integrated DALI power supply.
** Attenzione: non abbinare le reglette dimmerabili con codici R18FM0.8#D alle altre reglette di misura superiore perché potrebbero avere un comportamento differente durante la dimmerazione. | **Attention: do not combine dimmable modules with codes R18FM0.8#D with other larger modules because they might have different dimming results.

FILE SISTEMA REGLETTE LED 32W/M / 32W/M LED BATTEN



Alimentatore incluso | Driver included

LED 32W/m		lm product 3000K/diffuser		
W	L.mm	with opal diffuser	with microprismatic diffuser	CODE
18	560	1119	1309	**R18FH0.9** ○ ●
27	840	1679	1964	**R18FH1.9** ○ ●
36	1120	2238	2618	**R18FH2.9** ○ ●
45	1400	2798	3273	**R18FH3.9** ○ ●
54	1680	3357	3927	**R18FH4.9** ○ ●
63	1960	3917	4582	**R18FH5.9** ○ ●
72	2240	4476	5236	**R18FH6.9** ○ ●
81	2520	5036	5891	**R18FH7.9** ○ ●
90	2800	5595	6545	**R18FH8.9** ○ ●

○ 2700K non disponibile | 2700K not available

LINEA DI LUCE DA 5 METRI/ LED LINE 5 METERS ROLL



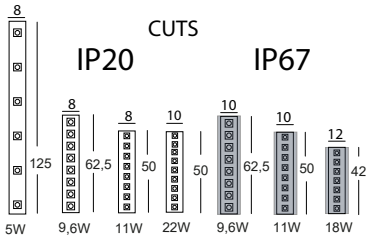

Strip led ad alta efficienza con biadesivo e supporto di larghezza 8-12 mm su bobina da 5 metri, da alimentare con driver stabilizzati in tensione da 24Vdc. Classe di isolamento III. | High efficiency strip led with biadhesive and support of 8-12 mm wide on 5 meters roll. To be fed with 24Vdc voltage-stabilized driver. Insulation class III.

Linea di luce Led IP20 24V

W/m	V	Led/m	lm/m		lm/W	CRI	IP	L.mm	CODE
5,5	24	60	270		49	80	20	5000	**ST05.○.5**
9,6	24	120	540		56	80	20	5000	**ST10.○.5**
11	24	180	1200		109	80	20	5000	**ST11.○.5**
22	24	168	3015		139	80	20	5000	**ST22.○.5**
13+13	24	80+80	2120+2230	2700-6500K	cut 50mm		20	5000	**ST22.TW.5**

Linea di luce Led IP67 24V

W/m	V	Led/m	lm/m	lm/W	CRI	IP	L.mm	CODE
9,6	24	120	540	56	80	67	5000	**ST10.○.5IP**
11	24	160	1660	151	80	67	5000	**ST15.○.5IP**
18	24	168	1964	109	80	67	5000	**ST20.○.5IP**

Linea di luce RGB - RGBW 24V

W/m	V	Led/m	lm/m	Beam	Type	CUT	L.mm	CODE
95W	24	60	270	120°	RGB + White 3000K	100	5000	**ST20.RGBW.5**
100W	24	120	540		RGB + White 2700K	100	5000	**ST19.RGBW.5IP**
100W	24	168	3015		RGB + White 2700K	100	5000	**ST19.RGBW.5**

DISSIPATORE DIRETTO PER STRIP LED/ DIRECT EMISSION HEATSINK FOR STRIP LED



molle incluse/ included springs	L.mm	CODE
n.2	1000	**LTC1.1000/27**
n.3	2000	**LTC1.2000/27**
n.3	3000	**LTC1.3000/27**
-----	-----	**LTC1.misura/27**

In caso di tagli ordinare altre molle / Should you need to cut on-site, please order more springs

MOLLA SINGOLA PER DISSIPATORE/ SINGLE SPRING



CODE
LTC1.ML

1 ogni metro / 1 every meter

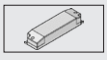

DRIVERS VEDI | SEE **P.447**

MODULO LEVA 3 / 3 LAMPS MODULE



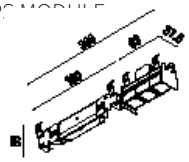

lm product/beam 3000K

W	Kg	S20°	F32°	W50°	Z 41°X18°	CODE
6,6	1,00	601	558	496	526	**LV152.9** ○●●/##

Ordinare la piastra a copertura dell'alimentatore | Order the plate to cover the power supply

MODULO LEVA 5 / 5 LAMPS MODULE



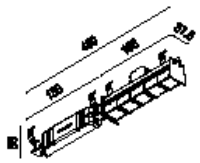

lm product/beam 3000K

W	Kg	S20°	F32°	W50°	Z 41°X18°	CODE
11	2,00	1002	931	828	877	**LV153.9** ○●●/##

Ordinare piastra a copertura dell'alimentatore | Order the plate to cover the power supply

MODULO LEVA 10 / 10 LAMS MODULE



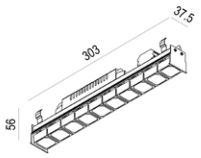

lm product/beam 3000K

W	Kg	S20°	F32°	W50°	Z 41°X18°	CODE
22	3,00	2004	1862	1656	1754	**LV154.9** ○●●/##

MODULO LEVA 15 / 15 LAMPS MODULE



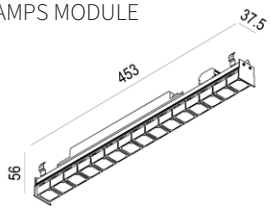

lm product/beam 3000K

W	Kg	S20°	F32°	W50°	Z 41°X18°	CODE
33	4,00	3006	2793	2484	2631	**LV155.9** ○●●/##

MODULO LEVA 20 / 20 LAMPS MODULE



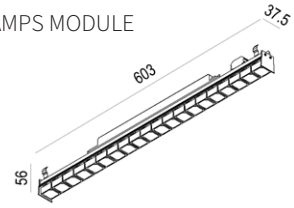

lm product/beam 3000K

W	Kg	S20°	F32°	W50°	Z 41°X18°	CODE
44	6,00	4008	3724	3312	3508	**LV156.9** ○●●/##

VERSIONI DISPONIBILI/AVAILABLE VERSION

○ **KELVIN**

27 2700K
30 3000K
40 4000K

● **FASCIO/BEAM**

S Spot
F Flood
W Wide
Z Asymmetric

Per i gradi vedere in tabella - For degree check the table

● **DIMMABLE** (OPTIONAL)

D Dali Touch & Dimm

COMPOSIZIONE CODICE: xxx.x ●●/##

HOW TO CREATE THE CODE: **F1000.827SD/01**

CODE
F1000.8 ● ● ● /## — finishing
base code | kelvin | beam | dimmable

FINITURA/FINISHING

/01 paratia bianca, ottica nera/white plate, black optic
/02 paratia nera, ottica nera/black plate, black optic
/41 paratia bianca, ottica bianca/plate heads, white optic
/42 paratia nera, ottica oro/black plate, gold optic
/43 paratia moka , ottica nera/moka plate, black optic
/45 paratia moka, ottica oro/moka plate, gold optic



SCEGLIERE PARATIA DI COLORE DEL PROFILO/
CHOICE COLOUR OF THE PLATE LIKE PROFILE

FARETÈN FOCUS 41S



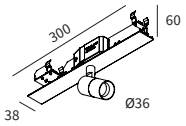

LED W	ø	H	L.mm	Kg	lm product/beam 3000K S19°	F28°	Z18°x38°	CODE
8	36	85	300x38	0.47	665	695	508	**FR040.9 ○●●/##**

Accessori - accessories: L036#.A: Anello ø36 + lente | lens with ring ø36
● Disponibili solo fascio **S, F, Z** | Available only **S, F, Z** beam

FARETÈN FOCUS 42S



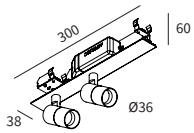

LED W	ø	H	L.mm	Kg	lm product/beam 3000K S19°	F28°	Z18°x38°	CODE
2x8	36	85	300x38	0.70	1330	1390	1016	**FR041.9 ○●●/##**

Accessori - accessories: L036#.A: Anello ø36 + lente | lens with ring ø36
● Disponibili solo fascio **S, F, Z** | Available only **S, F, Z** beam

FARETÈN FOCUS 55S



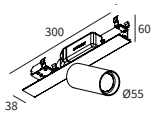

LED W	ø	H	L.mm	Kg	lm product/beam 3000K F27°	W48°	CODE
12	55	115	300x38	0.63	1285	1289	**FR042.9 ○●●/##**
18	55	115	300x38	0.63	1575	1579	**FR043.9 ○●●/##**

Accessori - accessories: L055#.A: Anello ø55 + lente l- ens with ring ø55
● Disponibili solo fasci **F** e **W** | Available only **F** and **W** beams

FARETÈN MINISPOT S



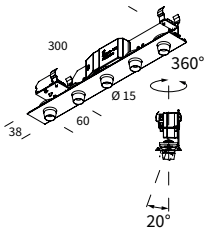

LED W	ø	L.mm	Kg	lm product/beam 3000K F28°	CODE
5x1,5	20	300	0.40	685	**FR023.9 ○●●/##**

● Disponibile solo fascio **F** | Available only **F** beam

ACCESSORI / ACCESSORIES
LENTI CON ANELLO / LENSES WITH RING



	ø	Kg	CODE
LENTE SATINATA / SATINED LENS	36	0.01	**L036S.A/ ##**
LENTE ELISSOIDALE / ELIPSOID LENS	36	0.01	**L036E.A/ ##**
LENTE ASIMMETRICA / ASYMMETRIC LENS	36	0.01	**L036A.A/ ##**
FILTRO NIDO D'APE/ HONEY COMB LOUVER	36	0.01	**L036R.A/ ##**

	ø	Kg	CODE
LENTE SATINATA / SATINED LENS	55	0,01	**L055S.A/ ##**
LENTE ELISSOIDALE / ELIPSOID LENS	55	0,01	**L055E.A/ ##**
LENTE ASIMMETRICA / ASYMMETRIC LENS	55	0,01	**L055A.A/ ##**
FILTRO NIDO D'APE/ HONEY COMB LOUVER	55	0,01	**L055R.A/ ##**

/ ## FINITURA/FINISHING
- **/01** bianco/white
- **/02** nero/black

/ ## FINITURA PREMIUM /PREMIUM FINISHING FOR PROJECTOR
- **/81** oro rosa shine/shine rose gold
- **/82** bronzo/ bronze
- **/83** ottone spazzolato/ brushed brass

FOCUS 41-42S

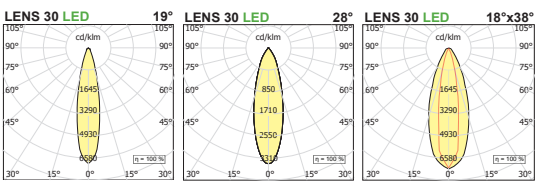

FOCUS 55

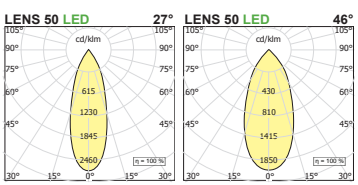

PROFILE

TRACK SYSTEM
for
ELECTRIFIED TRACK



AVAILABLE PROJECTORS FAMILIES :

IRIDE track	SEMPLICE track	PHAR track	PRO-IN track	LEVA track
				

SCANSIONA I QR CODE PER ACCEDERE ALLE RELATIVE PAGINE WEB / *SCAN QR CODES TO VISIT WEB PAGES*

FOCUS 55 con driver a navetta	DIGI con driver a navetta	LEVA QUADRA con driver a navetta	MORE con driver a navetta
			

MODULO BINARIO EUROSTANDARD 230V / MODULO BINARIO EUROSTANDARD 230V



L.mm	Kg	CODE
1000	0.92	**LT24T.1000 /##**
2000	1.83	**LT24T.2000 /##**
3000	2.75	**LT24T.3000 /##**

Da completare con gli accessori. Staffa di fissaggio al profilo compresi. | To complete with accessories fixing bracket include

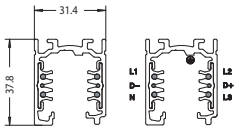

TAPPO DI CHIUSURA / BLIND END TRACK SYSTEM

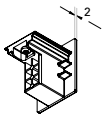

CODE
LT9033.1 /##

GIUNTO LINEARE / STRAIGHT CONNECTOR



CODE
LT9023.1 /##

ALIMENTATORE DI TESTA DX / END FEED RIGHT

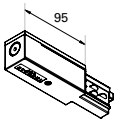

L.mm	CODE
95	**LT9020.1 /##**

Possibilità di gestione separata di tre circuiti On/Off oppure di gestione tramite segnale digitale (DALI) | Arranged for ON/OFF separate three-circuit switch or management through digital signal (DALI)

ALIMENTATORE DI TESTA SX / END FEED LEFT

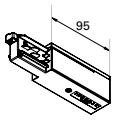

L.mm	CODE
95	**LT9021.1 /##**

Possibilità di gestione separata di tre circuiti On/Off oppure di gestione tramite segnale digitale (DALI). | Arranged for ON/OFF separate three-circuit switch or management through digital signal (DALI).

ALIMENTATORE CENTRALE / MID FEED

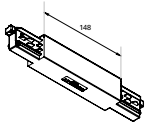

L.mm	CODE
148	**LT9022.1 /##**

Possibilità di gestione separata di tre circuiti On/Off oppure di gestione tramite segnale digitale (DALI)/ Arranged for ON/OFF separate three-circuit switch or management

GIUNTO "L" / "L" JOINT

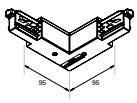

Dim.	L.mm	CODE
esterno / external	95x95	**LT9026.1 /##**
interno / internal	95x95	**LT9027.1 /##**

GIUNTO "T" / "T" JOINT

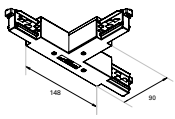

Dim.	L.mm	CODE
esterno dx / external right	148x90	**LT9028.1 /##**
esterno sx / external left	148x90	**LT9029.1 /##**
interno dx /internal right	148x90	**LT9030.1 /##**
interno sx / internal left	148x90	**LT9031.1 /##**

GIUNTO "X" / "X" JOINT

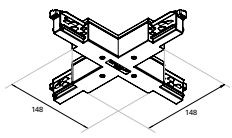

Dim.	CODE
148x148	**LT9032.1 /##**

PARATIA DIVISORIA SINGOLA MODULO/BINARIO/ INTERMEDIATE HEAD FOR PRIFILE /TRACK MODULE



CODE
LTP.F1/01

/ ## FINITURA /FINISHING
/01 bianco/white
/02 nero/black



Progettista architettonico: Arch. Marco Pipponzi
Lighting designer: Per. Ind. Mauro Cardinali
Photo Francesco Pennacchietti



FILE H



Fatro offices - ozzano
photo Raffaele Montillo


Mastivia
CLOXALENE
MAX
EasiSeal
MASTOUT



FILE H
MODULI FINITI



/ STAND ALONE MODULES

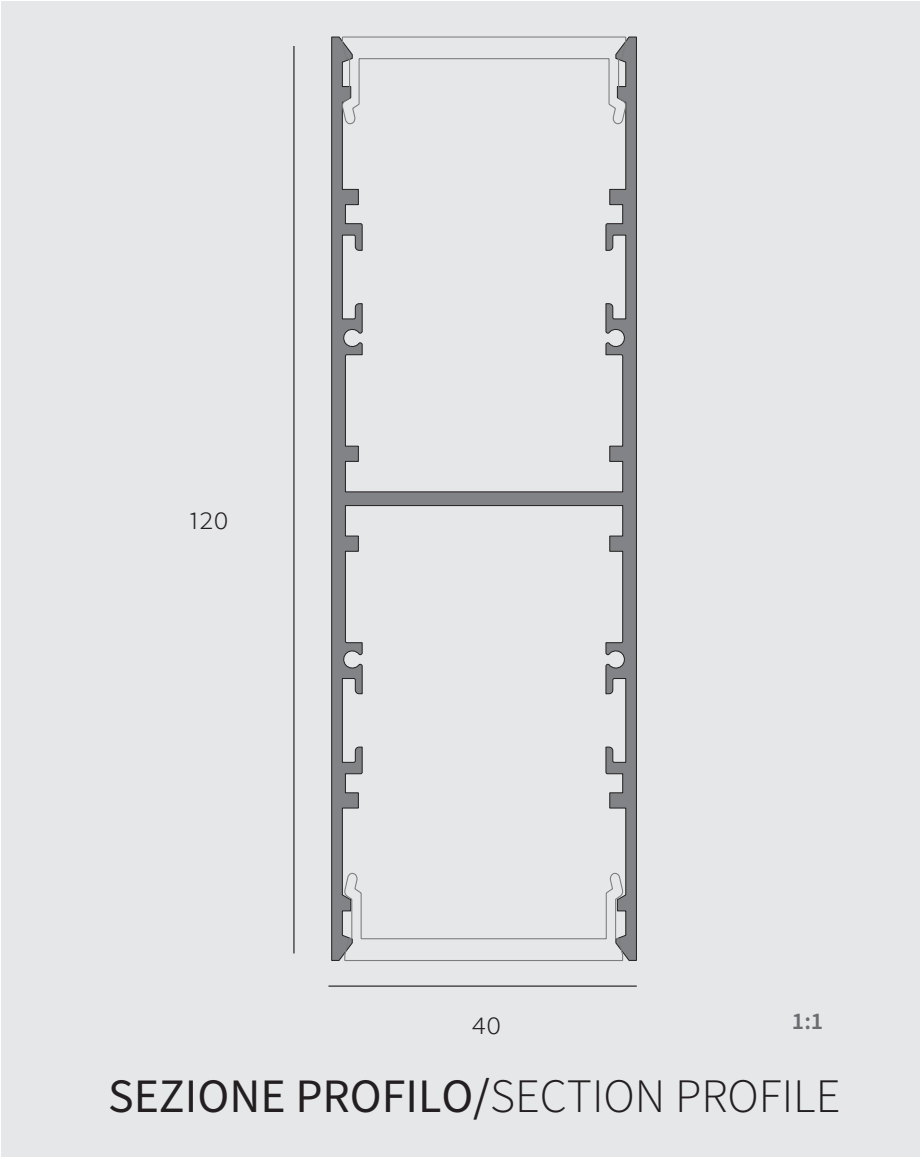

SEZIONE PROFILO/SECTION PROFILE

FILE H

Profili in estruso di alluminio bi-emissione 120x40mm, per installazione a parete, sospensione e soffitto, con sorgenti lineari led ed alimentatori elettronici integrati 230/240V. Finitura verniciata o anodizzata. Schermi diffondenti in policarbonato opalino o microprismatico, a luminanza controllata (conforme normativa EN12464-1) e testate di chiusura laterali con sistema Light Proof. Grado di protezione IP20/IP40.

Extruded aluminum profiles mono and double emission 120x40mm, for wall, suspension or ceiling installation, with linear LED sources and integrated electronic drivers 230/240V. Painted or anodized finishing. Diffusing screens in opal or micro-prismatic polycarbonate, with controlled luminance (compliant with EN12464-1 standard) and end heads with Light Proof system. IP20 / IP40.

DISPONIBILE SUL NOSTRO SITO IL CONFIGURATORE DI SISTEMI CON METODO DRAG & DROP
Requisiti minimi richiesti schermo da 10 pollici

AVAILABLE ON OUR WEBSITE SYSTEM CONFIGURATOR WITH DRAG & DROP METHOD
Minimum requirements required 10 inches screenW

UK CONFORMITY ASSESSMENT E EUROPEAN CERTIFICATION / UK CONFORMITY ASSESSTMENT AND EUROPEAN CERTIFICATION

PRODOTTI COSTRUITI CON MATERIALE RECICLABILE / PRODUCTS MADE OF RECYCLABLE MATERIAL

GARANZIA DI 5 ANNI / 5-YEAR WARRANTY

VERSIONE HORTICULTURE/AVAILABLE HORTICULTURE VERSION

Lucifero's dà la possibilità di equipaggiare le lampade con spettri di luce che stimolano la fotosintesi delle piante anche in assenza di luce naturale. La presenza delle piante conferisce agli ambienti un'atmosfera di qualità: i rumori vengono attutiti, l'aria viene ossigenata e la concentrazione aumenta. Le piante hanno effetti benefici anche a livello psicologico attenuando lo stress e aumentando la produttività lavorativa. / Lucifero's gives the possibility to equip the lamps with light spectrums that stimulate the photosynthesis of plants even in the absence of natural light. The presence of plants gives the rooms a quality atmosphere: noises are muffled, the air is oxygenated and concentration increases. Plants also have beneficial effects on a psychological level by reducing stress and increasing work productivity.

TUNABLE WHITE / TUNABLE WHITE

La versione Tunable White, grazie alla sua dimmerazione, permette di regolare l'intensità luminosa con il variare delle ore del giorno in perfetta sintonia con il ritmo circadiano. / The Tunable White version, thanks to its dimming, allows you to adjust the light intensity as the hours of the day vary in perfect harmony with the circadian rhythm.

VERSIONE BIEMISSIONE /BIEMISSION VERSION

Le versioni a luce diretta ed indiretta sono sempre predisposte per accensioni separate | Direct and indirect version are always prepared for indipendent ignition

DIFFUSORE OPAL / OPAL DIFFUSER

DIFFUSORE MICROPRISMATICO A LUMINANZA CONTROLLATA/MICROPRISMATIC DIFFUSER CONTROLLED LUMINANCE **(CONFORME ALLA NORMATIVA EN 12464-1) /***(CONFORM TO STANDARD EN 12464-1)*

Le lampade Lucifero's possono essere equipaggiate con un diffusore microprismatico in alternativa al diffusore standard opalino. Questa versione rende l'illuminazione ideale per ambienti di lavoro ove sia necessaria un bassa luminanza, una migliore distribuzione della luce ed un effetto anti riflesso. / Lucifero's lamps can be equipped with a microprismatic diffuser as an alternative to the standard opal diffuser. This version makes the lighting ideal for work environments where low luminance, better light distribution and an anti-reflection effect are required.

LINEA LED RGB - RGB WHITE / RGB - RGBW LINEAR LED

FUNZIONE DI CANALINA ELETTRICA/ FUNCTION OF ELECTRIC CHANNEL

SIMBOLOGIA/*SYMBOLOGY*

FINITURE/FINISHINGS


01-BIANCO/ WHITE


02-NERO/ BLACK


27-ALLUMINIO ANODIZZATO/ ANODIZED ALUMINIUM


49-MOKA/ MOKA

FINITURE PREMIUM /PREMIUM FINISHINGS


81-ORO ROSA/ PINK GOLD


82-BRONZO/ BRONZE


83-OTTONE SATINATO / BRUSHED BRASS


01-TELAIO BIANCO OTTICA NERA/ WHITE FRAME BLACK OPTIC


02-TELAIO NERO OTTICA NERA/ BLACK FRAME BLACK OPTIC


41-TELAIO BIANCO OTTICA BIANCA/ WHITE FRAME WHITE OPTIC


42-TELAIO NERO OTTICA ORO/ BLACK FRAME GOLD OPTIC


41-TELAIO MOKA OTTICA NERA/ MOKA FRAME, BLACK OPTIC


42-MOKA NERO OTTICA ORO/ MOKA FRAME GOLD OPTIC

KELVIN


2700°K


3000°K


4000°K

FASCIO/BEAM



SPOT 20°



FLOOD 32°



WIDE 50°



ASYMMETRIC 41°X18°

CURVE FOTOMETRICHE/*FOTOMETRIC DATA*

FILE H opal biemission

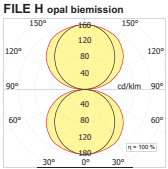

FILE H micro biemission

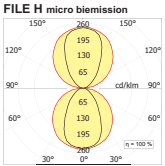

FILE H opal mono emission

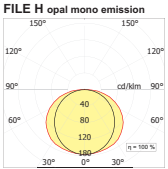

FILE H micro mono emission

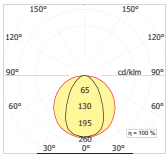

LEVA MODULE

LED 20°

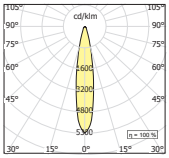

LED 32°

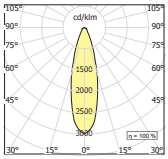

LED 50°

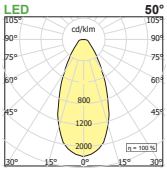

LED 41X18°

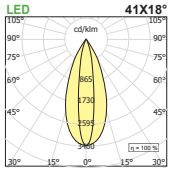



FILEH

SOSPENSIONE
SUSPENSION

Location: Fatro - Ozzano
Photo: Raffaele Montillo

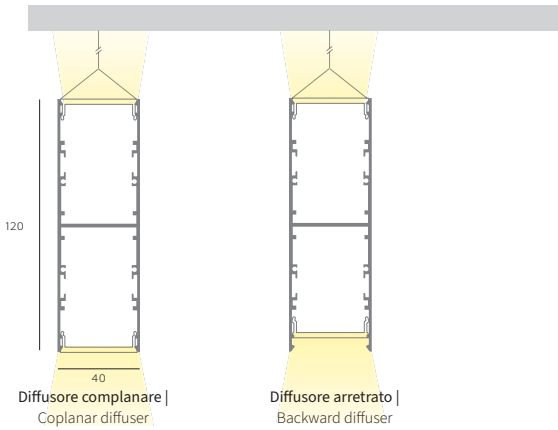

Diffusore complanare | Coplanar diffuser

Diffusore arretrato | Backward diffuser

VERSIONI DISPONIBILI/AVAILABLE VERSION

● KELVIN		○ KELVIN	
27	2700K	27	2700K
30	3000K	30	3000K
40	4000K	40	4000K
HC	Horticulture		
TW	Tunable White Dali*		

* Note: Disponibile per le seguenti misure: 580, 1140, 1700, 2265mm.. Gli apparecchi con temperatura di colore variabile (Tunable White) vengono forniti comprensivi di alimentatore Dali | Available for the following sizes: 580, 1140, 1700, 2265mm.The devices with variable color temperature (Tunable White) are supplied with integrated Dali power supply.

● DIFFUSORE/DIFFUSER

P Diffusore in policarbonato bianco opale | White opal policarbonate diffuser

X Microprismatic *
* Diffusore microprismatico a luminanza controllata (conforme alla normativa EN 12464-1). | Microprismatic diffuser controlled luminance (conform to standard EN 12464-1).

● FASCIO/BEAM



S Spot 20°

F Flood 32°

W Wide 50°

Z Asymmetric 41°X18°W

● DIMMABLE (OPTIONAL)

D Dali Touch & Dimm

SU RICHIESTA ON DEMAND

E Versione ad emergenza | Emergency version

D10 Dimmerabile 1-10V | Dimmable 1-10V

CA Sistema di controllo CASAMBI | CASAMBI control system

/ ## FINITURA/FINISHING (PREMIUM AVAILABLE)



/01 bianco/white

/02 nero/black

/27 alluminio anodizzato/anodized aluminium

/49 moka/moka

VERSIONI CON LEVA/MODEL WITH LEVA



/01 telaio bianco, ottica nera/white frame, black optic

/02 telaio nero, ottica nera/black frame, black optic

/41 telaio bianco, ottica bianca/white frame, white optic

/42 telaio nero, ottica oro/black frame, gold optic

/43 telaio moka , ottica nera/moka frame, black optic

/45 telaio moka, ottica oro/moka frame, gold optic

COMPOSIZIONE CODICE: xxx.x ●●●●/##

HOW TO CREATE THE CODE: **F1000.827SXD/01**

CODE

F1000.8 ● ● ● ●**/##** — finishing

base code | kelvin | beam | diffuser | dimmable

FILE H SOSPENSIONE

BI-EMISSIONE / BI-EMISSION

Prodotto predisposto per accensioni separate | product prepared for indipendent ignition

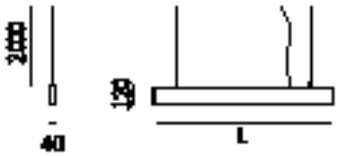









lm product 3000K/diffuser

W	L mm	with opal diffuser	with microprismatic	CODE
2x19,2	860	2685	2952	**F1H01.8 ●●●/##**
2x25,6	1140	3544	3936	**F1H02.8 ●●●/##**
2x32	1420	4430	4920	**F1H03.8 ●●●/##**
2x38,4	1700	5316	5904	**F1H04.8 ●●●/##**
2x44,8	1985	6202	6888	**F1H05.8 ●●●/##**
2x51,2	2265	7088	7872	**F1H06.8 ●●●/##**
2x57,6	2545	7974	8856	**F1H07.8 ●●●/##**
2x64	2825	8860	9840	**F1H08.8 ●●●/##**

FILE H SOSPENSIONE + LEVA

BI-EMISSIONE / BI-EMISSION

Prodotto predisposto per accensioni separate | product prepared for indipendent ignition

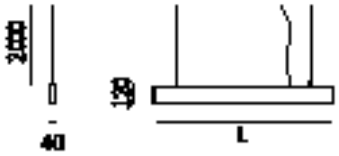









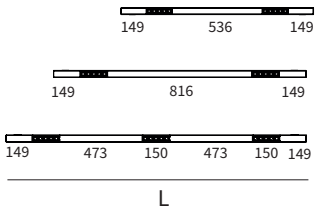

	LED W	L mm	Kg	lm product/beam 3000K S20°	F32°	W50°	Z41°x18°	CODE
direct	22W	1140	2,85	2004	1862	1656	1052	**F1H12.9 ○●●/##**
indirect	25,6			1442	1442	1442	1442	
direct	22W	1420	3,95	2004	1862	1656	1052	**F1H13.9 ○●●/##**
indirect	32			1803	1803	1803	1803	
direct	33W	1700	5,10	3006	2793	2484	1578	**F1H14.9 ○●●/##**
indirect	38,4			2163	2163	2163	2163	



FILE H

SOFFITTO
CEILING

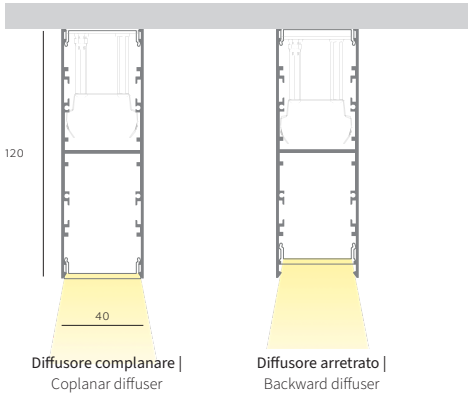

Diffusore complanare | Coplanar diffuser

Diffusore arretrato | Backward diffuser

VERSIONI DISPONIBILI/AVAILABLE VERSION

● KELVIN		○ KELVIN	
27	2700K	27	2700K
30	3000K	30	3000K
40	4000K	40	4000K
HC	Horticulture		
TW	Tunable White Dali*		

* Note: Disponibile per le seguenti misure: 580, 1140, 1700, 2265mm.. Gli apparecchi con temperatura di colore variabile (Tunable White) vengono forniti comprensivi di alimentatore Dali | Available for the following sizes: 580, 1140, 1700, 2265mm.The devices with variable color temperature (Tunable White) are supplied with integrated Dali power supply.

● DIFFUSORE/DIFFUSER

P Diffusore in policarbonato bianco opale | White opal policarbonate diffuser

X Microprismatic *

* Diffusore microprismatico a luminanza controllata (conforme alla normativa EN 12464-1). | Microprismatic diffuser controlled luminance (conform to standard EN 12464-1).

● FASCIO/BEAM



S Spot 20°

F Flood 32°

W Wide 50°

Z Asymmetric 41°X18°W

● DIMMABLE (OPTIONAL)

D Dali Touch & Dimm

SU RICHIESTA ON DEMAND

E Versione ad emergenza | Emergency version

D10 Dimmerabile 1-10V | Dimmable 1-10V

CA Sistema di controllo CASAMBI | CASAMBI control system

/ ## FINITURA/FINISHING (PREMIUM AVAILABLE)

/01 bianco/white

/02 nero/black

/27 alluminio anodizzato/anodized aluminium

/49 moka/moka

VERSIONI CON LEVA/MODEL WITH LEVA

/01 telaio bianco, ottica nera/white frame, black optic

/02 telaio nero, ottica nera/black frame, black optic

/41 telaio bianco, ottica bianca/white frame, white optic

/42 telaio nero, ottica oro/black frame, gold optic

/43 telaio moka , ottica nera/moka frame, black optic

/45 telaio moka, ottica oro/moka frame, gold optic

COMPOSIZIONE CODICE: xxx.x ●●●●/##

HOW TO CREATE THE CODE: F1000.827SXD/01

CODE

F1000.8 ● ● ● ●/## — finishing

base code | kelvin | beam | diffuser | dimmable

FILE H SOFFITTO
A LUCE DIRETTA E DIFFUSA / DIRECT AND DIFFUSED LIGHT

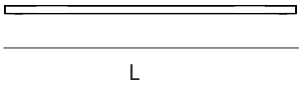

L









LED		lm product 3000K/diffuser		
W	L.mm	with opal diffuser	with microprismatic	CODE
19,2	860	2685	2952	**F1H31.8 /##**
25,6	1140	3544	3936	**F1H32.8 /##**
32	1420	4430	4920	**F1H33.8 /##**
38,4	1700	5316	5904	**F1H34.8 /##**
44,8	1985	6202	6888	**F1H35.8 /##**
51,2	2265	7088	7872	**F1H36.8 /##**
57,6	2545	7974	8856	**F1H37.8 /##**
64	2825	8860	9840	**F1H38.8 /##**

FILE H SOFFITTO+ LEVA
A LUCE DIRETTA / DIRECT LIGHT





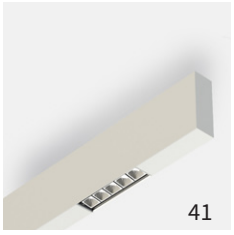



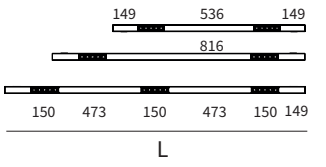

L

LED			lm product/beam 3000K				
W	L.mm	Kg	S20°	F32°	W50°	Z41°x18°	CODE
22W	1140	2,85	2004	1862	1656	1052	**F1H22.9 /##**
22W	1420	3,95	2004	1862	1656	1052	**F1H23.9 /##**
33W	1700	5,10	3006	2793	2484	1578	**F1H24.9 /##**



FILE H

PARETE
WALL

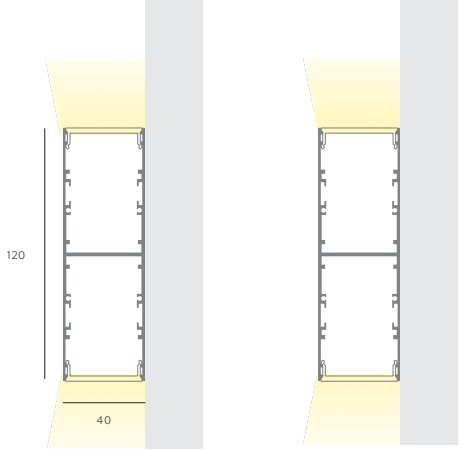

Diffusore complanare |
Coplanar diffuser

Diffusore arretrato |
Backward diffuser

VERSIONI DISPONIBILI/AVAILABLE VERSION

● **KELVIN**

27 2700K
30 3000K
40 4000K
TW Tunable White Dali*

* Note: Disponibile per le seguenti misure: 580, 1140, 1700, 2265mm.. Gli apparecchi con temperatura di colore variabile (Tunable White) vengono forniti comprensivi di alimentatore Dali | Available for the following sizes: 580, 1140, 1700, 2265mm.The devices with variable color temperature (Tunable White) are supplied with integrated Dali power supply.

● **DIFFUSORE**/DIFFUSER

P Diffusore in policarbonato bianco opale | White opal policarbonate diffuser

X Microprismatic *
* Diffusore microprismatico a luminanza controllata (conforme alla normativa EN 12464-1). | Microprismatic diffuser controlled luminance (conform to standard EN 12464-1).

● **DIMMABLE** (OPTIONAL)

D Dali Touch & Dimm

SU RICHIESTA ON DEMAND

E Versione ad emergenza | Emergency version
D10 Dimmerabile 1-10V | Dimmable 1-10V
CA Sistema di controllo CASAMBI | CASAMBI control system

/## FINITURA/FINISHING (PREMIUM AVAILABLE)

/01 bianco/white
/02 nero/black
/27 alluminio anodizzato /anodized aluminium
/49 moka/moka

COMPOSIZIONE CODICE: xxx.x ●●●●/##
HOW TO CREATE THE CODE: **F1000.827SXD/01**

CODE
F1000.8 ●●●● **/##** — finishing

base code | kelvin | beam | diffuser | dimmable

FILE H PARETE

BI-EMISSIONE / DOUBLE EMISSION

Prodotto predisposto per accensioni separate | product prepared for indipendent ignition

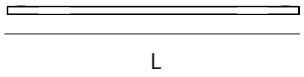

L









LED		lm product 3000K/diffuser		
W	L mm	with opal diffuser	with microprismatic	CODE
2x12,8	580	1772	1968	**F1H50.8●●●/##**
2x19,2	860	2685	2952	**F1H51.8●●●/##**
2x25,6	1140	3544	3936	**F1H52.8●●●/##**
2x32	1420	4430	4920	**F1H53.8●●●/##**
2x38,4	1700	5316	5904	**F1H54.8●●●/##**
2x44,8	1985	6202	6888	**F1H55.8●●●/##**
2x51,2	2265	7088	7872	**F1H56.8●●●/##**
2x57,6	2545	7974	8856	**F1H57.8●●●/##**
2x64	2825	8860	9840	**F1H58.8●●●/##**

METODO DI INSTALLAZIONE / *INSTALLATION METHOD*

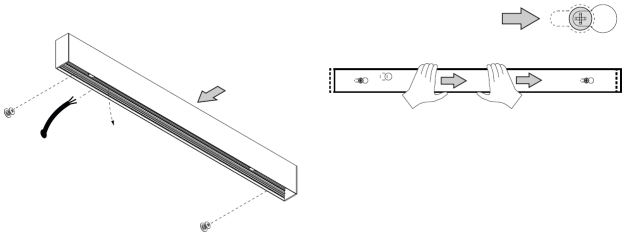



WALL

FILE H
SISTEMA / *SYSTEM*



SUSPENSION

FILE H

SISTEMA SOSPENSIONE

SUSPENSION SYSTEM



REGLETTE

LEVA

FARETÈN

MINISPOT

Elementi luminosi / Lighting elements P. 276

PROFILO SOSPENSIONE / SUSPENSION EMPTY PROFILE



Lmm	Kg	CODE
1000	1,98	**LT2310.1000 /##**
2000	3,95	**LT2310.2000 /##**
3000	5,90	**LT2310.3000 /##**
------		**LT2310.misura /##**

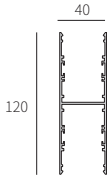

COPPIA DI TESTATE / COUPLE OF CLOSURE HEADS



KG	CODE
0,09	**LT2404 /##**

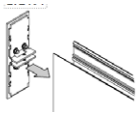

CAVI DI SOSPENSIONE IN ACCIAIO / STEEL SUSPENSION CABLE



Lmm	CODE
2000	**LT2519**
4000	**LT2519.4**

KIT ALIMENTAZIONE COMPLETO DI ROSONE / POWER CABLE KIT WITH CEILING CANOPY



Dim.	Kg	CODE L.2000mm	CODE L.4000mm
3X0,75	0.18	**LT2411/01**	**LT2411.4000/01**
4X0,75	0.26	**LT2412/01**	**LT2412.4000/01**
5X0,75	0.30	**LT2412.5/01**	**LT2412.5.4000/01**
7X0,75	0.30	**LT2412.7/01**	**LT2412.7.4000/01**
9X0,75	0.30	**LT2412.9/01**	**LT2412.9.4000/01**

GIUNTI LINEARI COPPIA / LINEAR CONNECTORS



CODE
LT2406.H

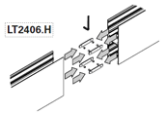

GIUNTI ANGOLARI COPPIA / ANGLE CONNECTOR COUPLE



CODE
LT2406.H90

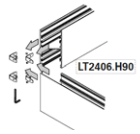

DIFFUSORE IN POLICARBONATO OPALINO / OPAL WHITE POLYCARBONATE DIFFUSER



Lmm	Kg	CODE
1000	0.16	**LT239P.1000**
2000	0.33	**LT239P.2000**
3000	0.50	**LT239P.3000**
------		**LT239P.misura**

DIFFUSORE IN POLICARBONATO MICROPRISMATICO / MICROPRISMATIC POLYCARBONATE DIFFUSER

Diffusore microprismatico a luminanza controllata (conforme normativa EN 12464-1) | Controlled luminance microprismatic diffuser (conforms to standard EN 12464-1)



Lmm	Kg	CODE
1000	0.16	**LT239X.1000**
2000	0.33	**LT239X.2000**
3000	0.50	**LT239X.3000**
------		**LT239X.misura**

PIASTRA DI CHIUSURA IN ESTRUSO DI ALLUMINIO / EXTRUDED ALUMINIUM CLOSING COVER



Molle incluse/springs included	Lmm	CODE
n. 2	1000	**F16.1000/##**
n.3	2000	**F16.2000/##**
n.4	3000	**F16.3000/##**
	------	**F16.misura/##**

MOLLA PER PIASTRA DI CHIUSURA / SPRING FOR CLOSING COVER



CODE
F1.MLC

Una ogni 70 cm da ordinare solo in caso di tagli della piastra di chiusura | One every 70 cm. To be ordered in case of cut of the closing cover.

/ ## FINITURA/FINISHING

- **/01** bianco/white
- **/02** nero/black
- **/27** alluminio anodizzato/anodized aluminium
- **/49** moka/moka

/ ## FINITURA PREMIUM /PREMIUM FINISHING

- **/81** oro rosa shine/shine pink gold
- **/82** bronzo/ bronze
- **/83** ottone spazzolato/ brushed brass

FILE H

SISTEMA SOFFITTO

CEILING SYSTEM

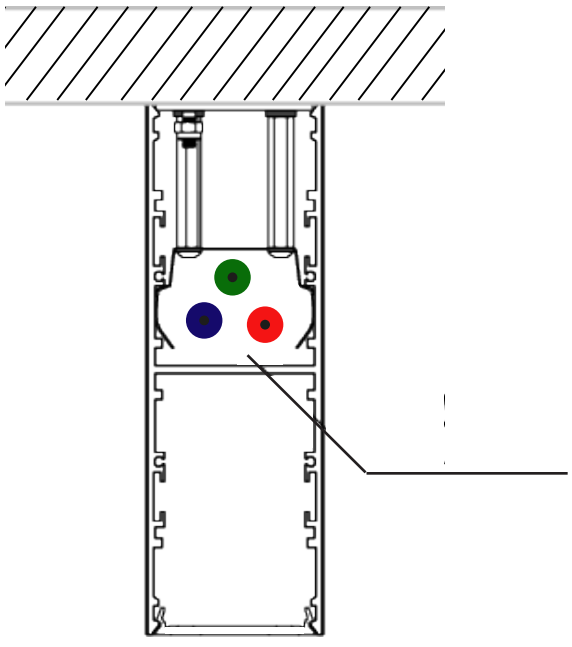

FILE H IN VERSIONE SOFFITTO OFFRE UN PASSAGGIO PER EVENTUALI CAVI ELETTRICI SENZA NECESSITÀ DI OPERE MURARIE (rilevamento fumi, allarme, video sorveglianza, etc...)

FILE H CEILING OFFERS A PASSAGE FOR ANY ELECTRICAL CABLE TO AVOID INVASIVE INTERVENTIONS (smoke detection, alarm, video surveillance, etc...)



FILE H

SISTEMA SOFFITTO
CEILING SYSTEM

Elementi luminosi / Lighting elements

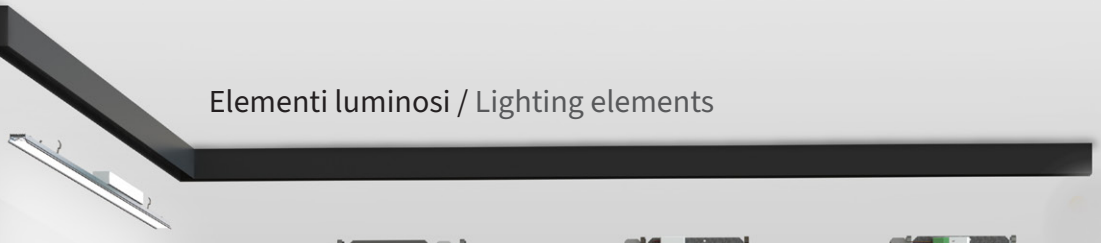

REGLETTE/LINEAR LED



LEVA



FARETÈN



MINISPOT

PROFILO SOFFITTO / CEILING EMPTY PROFILE



Lmm	Kg	CODE /##
1000	1,98	**LT2310.1000 /##**
2000	3,95	**LT2310.2000 /##**
3000	5,90	**LT2310.3000 /##**
------		**LT2310.misura /##**

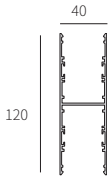

COPPIA DI TESTATE / COUPLE OF CLOSURE HEADS



KG	CODE
0,09	**LT2404 /##**

STAFFA AGGANCIO A SOFFITTO | CEILING MOUNTIG HANGER





CODE
F1H200

Una ogni metro minimo 2 pezzi | One every 100 cm. Minimum 2 pcs

GIUNTI LINEARI COPPIA / LINEAR CONNECTORS



CODE
LT2406.H

GIUNTI ANGOLARI COPPIA / ANGLE CONNECTOR COUPLE



CODE
LT2406.H90

DIFFUSORE IN POLICARBONATO OPALINO / OPAL WHITE POLYCARBONATE DIFFUSER



Lmm	Kg	CODE
1000	0.16	**LT239P.1000**
2000	0.33	**LT239P.2000**
3000	0.50	**LT239P.3000**
------		**LT239P.misura**

DIFFUSORE IN POLICARBONATO MICROPRISMATICO / MICROPRISMATIC POLYCARBONATE DIFFUSER
Diffusore microprismatico a luminanza controllata (conforme normativa EN 12464-1) | Controlled luminance microprismatic diffuser (conforms to standard EN 12464-1)



Lmm	Kg	CODE
1000	0.16	**LT239X.1000**
2000	0.33	**LT239X.2000**
3000	0.50	**LT239X.3000**
------		**LT239X.misura**

PIASTRA DI CHIUSURA IN ESTRUSO DI ALLUMINIO / EXTRUDED ALUMINIUM CLOSING COVER



Molle incluse/springs included	Lmm	CODE
n. 2	1000	**F16.1000/##**
n.3	2000	**F16.2000/##**
n.4	3000	**F16.3000/##**
	------	**F16.misura/##**

MOLLA PER PIASTRA DI CHIUSURA / SPRING FOR CLOSING COVER



CODE
F1.MLC

Una ogni 70 cm da ordinare solo in caso di tagli della piastra di chiusura | One every 70 cm. To be ordered in case of cut of the closing cover.



ELEMENTI LUMINOSI /LIGHT ELEMENTS **P. 276**

/ ## FINITURA/FINISHING

/01 bianco/white
/02 nero/black
/27 alluminio anodizzato/anodized aluminium
/49 moka/moka

/ ## FINITURA PREMIUM /PREMIUM FINISHING

/81 oro rosa shine/shine pink gold
/82 bronzo/ bronze
/83 ottone spazzolato/ brushed brass

FILE H

SISTEMA PARETE

WALL SYSTEM



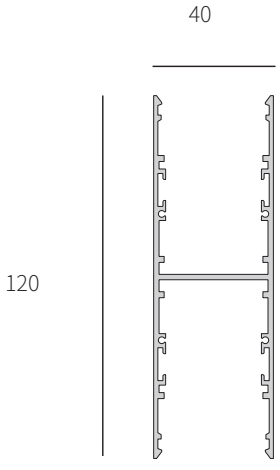

PROFILO PARETE / WALL EMPTY PROFILE



Lmm	Kg	CODE
1000	1,98	**LT2311.1000 /##**
2000	3,95	**LT2311.2000 /##**
3000	5,90	**LT2311.3000 /##**
------		**LT2311.misura /##**

COPPIA DI TESTATE / COUPLE OF CLOSURE HEADS



KG	CODE
0,09	**LT2404/##**

GIUNTI LINEARI COPPIA / LINEAR CONNECTORS



CODE
LT2406.H

GIUNTI ANGOLARI COPPIA / ANGLE CONNECTOR COUPLE



CODE
LT2406.H90

DIFFUSORE IN POLICARBONATO OPALINO / OPAL WHITE POLYCARBONATE DIFFUSER



Lmm	Kg	CODE
1000	0.16	**LT239P.1000**
2000	0.33	**LT239P.2000**
3000	0.50	**LT239P.3000**
------		**LT239P.misura**

DIFFUSORE IN POLICARBONATO MICROPRISMATICO / MICROPRISMATIC POLYCARBONATE DIFFUSER
Diffusore microprismatico a luminanza controllata (conforme normativa EN 12464-1) | Controlled luminance microprismatic diffuser (conforms to standard EN 12464-1)



Lmm	Kg	CODE
1000	0.16	**LT239X.1000**
2000	0.33	**LT239X.2000**
3000	0.50	**LT239X.3000**
------		**LT239X.misura**

PIASTRA DI CHIUSURA IN ESTRUSO DI ALLUMINIO / EXTRUDED ALUMINIUM CLOSING COVER



Molle incluse/springs included	Lmm	CODE
n. 2	1000	**F16.1000/##**
n.3	2000	**F16.2000/##**
n.4	3000	**F16.3000/##**
	------	**F16.misura/##**

MOLLA PER PIASTRA DI CHIUSURA / SPRING FOR CLOSING COVER



CODE
F1.MLC

Una ogni 70 cm da ordinare solo in caso di tagli della piastra di chiusura | One every 70 cm. To be ordered in case of cut of the closing cover.



ELEMENTI LUMINOSI /LIGHT ELEMENTS **P. 276**

/ ## FINITURA/FINISHING

/01 bianco/white

/02 nero/black

/27 alluminio anodizzato/anodized aluminium

/49 moka/moka

/ ## FINITURA PREMIUM /PREMIUM FINISHING

/81 oro rosa shine/shine pink gold

/82 bronzo/ bronze

/83 ottone spazzolato/ brushed brass







REGLETTE LEVA FARETÈN MINISPOT



FILE H

ELEMENTI LUMINOSI
LIGHT ELEMENTS

VERSIONI DISPONIBILI/AVAILABLE VERSION

● KELVIN		○ KELVIN	
27	2700K	27	2700K
30	3000K	30	3000K
40	4000K	40	4000K
HC	Horticulture		
TW	Tunable White Dali*		

* Note: Disponibile per le seguenti misure: 580, 1140, 1700, 2265mm.. Gli apparecchi con temperatura di colore variabile (Tunable White) vengono forniti comprensivi di alimentatore Dali | Available for the following sizes: 580, 1140, 1700, 2265mm.The devices with variable color temperature (Tunable White) are supplied with integrated Dali power supply.

● DIMMABLE (OPTIONAL)

D Dali Touch & Dimm

COMPOSIZIONE CODICE: xxx.x ● ●/##
HOW TO CREATE THE CODE: **F1000.827D/01**

CODE

F1000.8 ● ● /## — finishing

base code | kelvin | dimmable

FILE SISTEMA REGLETTE LED 24W/M | 24W/M LED BATTEN



Alimentatore incluso | Driver included

DIRECT LIGHT — lm product 3000K/diffuser

W	Lmm	with opal diffuser	with microprismatic diffuser	CODE
12,8	560	721	964	**R18FM0.8****
19,2	840	1082	1446	**R18FM1.8**
25,6	1120	1442	1928	**R18FM2.8**
32	1400	1803	2410	**R18FM3.8**
38,4	1680	2163	2892	**R18FM4.8**
44,8	1960	2524	3374	**R18FM5.8**
51,2	2240	2884	3856	**R18FM6.8**
57,6	2520	3245	4338	**R18FM7.8**
64	2800	3606	4820	**R18FM8.8**

INDIRECT LIGHT

		with opal diffuser	with microprismatic diffuser	CODE
12,8	560	721	964	**R18FIM0.8****
19,2	840	1082	1446	**R18FIM1.8**
25,6	1120	1442	1928	**R18FIM2.8**
32	1400	1803	2410	**R18FIM3.8**
38,4	1680	2163	2892	**R18FIM4.8**
44,8	1960	2524	3374	**R18FIM5.8**
51,2	2240	2884	3856	**R18FIM6.8**
57,6	2520	3245	4338	**R18FIM7.8**
64	2800	3606	4820	**R18FIM8.8**

* Note: Disponibile per le seguenti misure: 560, 1120, 1680, 2240mm. Gli apparecchi con temperatura di colore variabile (Tunable White) vengono forniti comprensivi di alimentatore DALI | Available for the following sizes: 560, 1120, 1680, 2240mm. .The devices with variable color temperature (Tunable White) are supplied with integrated DALI power supply.
** Attenzione: non abbinare le reglette dimmerabili con codici R18FM0.8#D alle altre reglette di misura superiore perché potrebbero avere un comportamento differente durante la dimmerazione.
**Attention: do not combine dimmable modules with codes R18FM0.8#D with other larger modules because they might have different dimming results.

FILE SISTEMA REGLETTE LED 32W/M | 32W/M LED BATTEN



Alimentatore incluso | Driver included

DIRECT LIGHT
LED 32W/m — lm product 3000K/diffuser

W	Lmm	with opal diffuser	with microprismatic diffuser	CODE
18	560	1119	1309	**R18FH0.9**
27	840	1679	1964	**R18FH1.9**
36	1120	2238	2618	**R18FH2.9**
45	1400	2798	3273	**R18FH3.9**
54	1680	3357	3927	**R18FH4.9**
63	1960	3917	4582	**R18FH5.9**
72	2240	4476	5236	**R18FH6.9**
81	2520	5036	5891	**R18FH7.9**
90	2800	5595	6545	**R18FH8.9**

○ non disponibile 2700K | 2700k not available

LINEA DI LUCE DA 5 METRI/ LED LINE 5 METERS ROLL



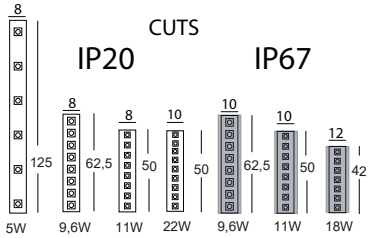

Strip led ad alta efficienza con biadesivo e supporto di larghezza 8-12 mm su bobina da 5 metri, da alimentare con driver stabilizzati in tensione da 24Vdc. Classe di isolamento III. | High efficiency strip led with biadhesive and support of 8-12 mm wide on 5 meters roll. To be fed with 24Vdc voltage-stabilized driver. Insulation class III.

Linea di luce Led IP20 24V

W/m	V	Led/m	lm/m		lm/W	CRI	IP	Lmm	CODE
5,5	24	60	270		49	80	20	5000	**ST05.○.5**
9,6	24	120	540		56	80	20	5000	**ST10.○.5**
11	24	180	1200		109	80	20	5000	**ST11.○.5**
22	24	168	3015		139	80	20	5000	**ST22.○.5**
13+13	24	80+80	2120+2230	2700-6500K	cut 50mm		20	5000	**ST22.TW.5**

Linea di luce Led IP67 24V

W/m	V	Led/m	lm/m	lm/W	CRI	IP	Lmm	CODE
9,6	24	120	540	56	80	67	5000	**ST10.○.5IP**
11	24	160	1660	151	80	67	5000	**ST15.○.5IP**
18	24	168	1964	109	80	67	5000	**ST20.○.5IP**

Linea di luce RGB - RGBW 24V

W/m	V	Led/m	lm/m	Beam	Type	CUT	Lmm	CODE
95W	24	60	270	120°	RGB + White 3000K	100	5000	**ST20.RGBW.5**
100W	24	120	540		RGB + White 2700K	100	5000	**ST19.RGBW.5IP**
100W	24	168	3015		RGB + White 2700K	100	5000	**ST19.RGBW.5**

DISSIPATORE INDIRETTO PER STRIP LED / INDIRECT EMISSION HEATSINK FOR STRIP LED



molle incluse/included springs	Lmm	CODE
n. 2	1000	**LTC1H.1000/27**
n. 3	2000	**LTC1H.2000/27**
n. 3	3000	**LTC1H.3000/27**
------		**LTC1H.misura/27**

DISSIPATORE DIRETTO PER STRIP LED / DIRECT EMISSION HEATSINK FOR STRIP LED



molle incluse/included springs	Lmm	CODE
n. 2	1000	**LTC1.1000/27**
n. 3	2000	**LTC1.2000/27**
n. 3	3000	**LTC1.3000/27**
------		**LTC1.misura/27**

MOLLA SINGOLA PER DISSIPATORI / SINGLE SPRING FOR HEATSINK



CODE: **LC1.ML**

In caso di tagli ordinare altre molle, 1 ogni metro | Should you need to cut on-site, please order more springs, 1 every metre

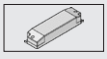

DRIVERS VEDI | SEE **P.447**

MODULO LEVA 3 / 3 LAMPS MODULE



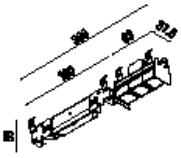

lm product/beam 3000K

W	Kg	S20°	F32°	W50°	Z 41°X18°	CODE
6,6	1,00	601	558	496	526	**LV152.9** ○ ● ●/##

Ordinare la piastra a copertura dell'alimentatore | Order the plate to cover the power supply

MODULO LEVA 5 / 5 LAMPS MODULE

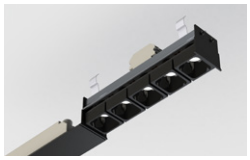

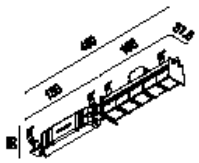

lm product/beam 3000K

W	Kg	S20°	F32°	W50°	Z 41°X18°	CODE
11	2,00	1002	931	828	877	**LV153.9** ○ ● ●/##

Ordinare la piastra a copertura dell'alimentatore | Order the plate to cover the power supply

MODULO LEVA 10 / 10 LAMS MODULE



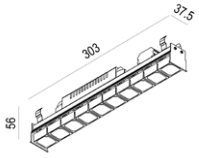

lm product/beam 3000K

W	Kg	S20°	F32°	W50°	Z 41°X18°	CODE
22	3	2004	1862	1656	1754	**LV154.9** ○ ● ●/##

MODULO LEVA 15 / 15 LAMPS MODULE



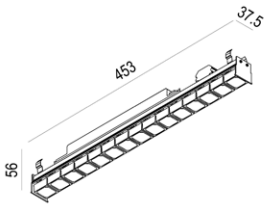

lm product/beam 3000K

W	Kg	S20°	F32°	W50°	Z 41°X18°	CODE
33	4	3006	2793	2484	2631	**LV155.9** ○ ● ●/##

MODULO LEVA 20 / 20 LAMPS MODULE



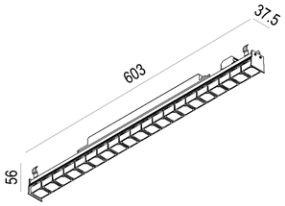

lm product/beam 3000K

W	Kg	S20°	F32°	W50°	Z 41°X18°	CODE
44		4008	3724	3312	3508	**LV156.9** ○ ● ●/##

VERSIONI DISPONIBILI/AVAILABLE VERSION

○ KELVIN

27 2700K
30 3000K
40 4000K

● FASCIO/BEAM

Per i gradi vedere in tabella | For degrees check the table

S Spot
F Flood
W Wide
Z Asymmetric

● DIMMABLE (OPTIONAL)

D Dali Touch & Dimm



FINISHING

/01 paratia bianca, ottica nera/white plate, black optic
/02 paratia nera, ottica nera/black plate, black optic
/41 paratia bianca, ottica bianca/plate heads, white optic
/42 paratia nera, ottica oro/black plate, gold optic
/43 paratia moka , ottica nera/moka plate, black optic
/45 paratia moka, ottica oro/moka plate, gold optic

SCEGLIERE PARATIA DI COLORE DEL PROFILO/
CHOICE COLOUR OF THE PLATE LIKE PROFILE

COMPOSIZIONE CODICE: xxx.x ○ ● ●/##

HOW TO CREATE THE CODE: **F1000.827SD/01**

CODE

F1000.8 ○ ● ● **/##** — finishing

base code | kelvin | beam | dimmable

FARETÈN FOCUS 41S



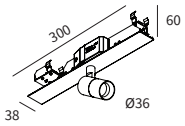

LED					lm product/beam 3000K			
W	ø	H	Lmm	Kg	S19°	F28°	Z18°x38°	CODE
8	36	85	300x38	0.47	665	695	508	**FR040.9** ○●●/##

Accessori - accessories: L036#.A: Anello ø36 + lente | lens with ring ø36
● Fasci disponibili **S**, **F** e **Z** | Available **S**, **F** and **Z** beams

FARETÈN FOCUS 42S



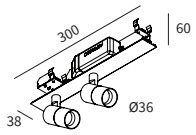

LED					lm product/beam 3000K			
W	ø	H	Lmm	Kg	S19°	F28°	Z18°x38°	CODE
2x8	36	85	300x38	0.70	1330	1390	1016	**FR041.9** ○●●/##

Accessori - accessories: L036#.A: Anello ø36 + lente | lens with ring ø36
● Fasci disponibili **S**, **F** e **Z** | Available **S**, **F** and **Z** beams

FARETÈN FOCUS 55S



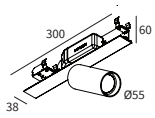

LED					lm product/beam 3000K		
W	ø	H	Lmm	Kg	F27°	W46°	CODE
12	55	115	300x38	0.63	1285	1289	**FR042.9** ○●●/##
18	55	115	300x38	0.63	1575	1579	**FR043.9** ○●●/##

Accessori - accessories: L055#.A: Anello ø55 + lente | lens with ring ø55
● Fasci disponibili **F** e **W** | Available **F** and **W** beams

FARETÈN MINISPOT S



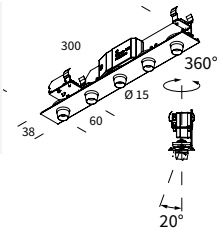

LED				lm product/beam 3000K	
W	ø	Lmm	Kg	F28°	CODE
5x1,5	20	300	0.40	685	**FR023.9** ○●●/##

● Fasci disponibili **F** | Available **F** beam

SPOT INDIRETTO |INDIRECT LIGHT
PROIETTORE DA INSERIRE NELLA PARTE ALTA DEL PROFILO | PROJECTOR TO FIT IN THE UPPER SIDE OF PROFILE



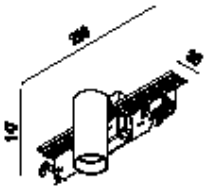

LED					lm product/beam 3000K		
W	ø	H	Lmm	Kg	F27°	W46°	CODE
12	55	125	300x38	0.75	1285	1289	**FR044.9** ○●●/##
18	55	125	300x38	0.75	1575	1579	**FR045.9** ○●●/##

● Fasci disponibili **F** e **W** | Available **F** and **W** beams

ACCESSORI / ACCESSORIES

LENTI CON ANELLO / LENSES WITH RING



	ø	Kg	CODE
LENTE SATINATA / SATINED LENS	36	0.01	**L036S.A/ ##**
LENTE ELISSOIDALE / ELIPSOID LENS	36	0.01	**L036E.A/ ##**
LENTE ASIMMETRICA / ASYMMETRIC LENS	36	0.01	**L036A.A/ ##**
FILTRO NIDO D'APE/ HONEY COMB LOUVER	36	0.01	**L036R.A/ ##**

	ø	Kg	CODE
LENTE SATINATA / SATINED LENS	55	0,01	**L055S.A/ ##**
LENTE ELISSOIDALE / ELIPSOID LENS	55	0,01	**L055E.A/ ##**
LENTE ASIMMETRICA / ASYMMETRIC LENS	55	0,01	**L055A.A/ ##**
FILTRO NIDO D'APE/ HONEY COMB LOUVER	55	0,01	**L055R.A/ ##**

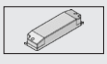

DRIVERS VEDI | SEE **P.447**

/ ## FINITURA/FINISHING
/01 bianco/white
/02 nero/black

FOCUS 41-42S

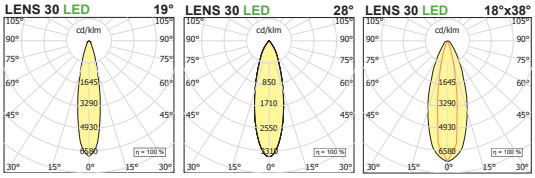

FOCUS 55

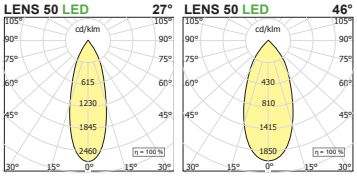

PROFILE

TRACK SYSTEM
for
ELECTRIFIED TRACK



AVAILABLE PROJECTORS FAMILIES :

IRIDE track	SEMPLICE track	PHAR track	PRO-IN track	LEVA track
				

SCANSIONA I QR CODE PER ACCEDERE ALLE RELATIVE PAGINE WEB / *SCAN QR CODES TO VISIT WEB PAGES*

FOCUS 55 con driver a navetta	DIGI con driver a navetta	LEVA QUADRA con driver a navetta	MORE con driver a navetta
			

MODULO BINARIO EUROSTANDARD 230V / MODULO BINARIO EUROSTANDARD 230V



Lmm	Kg	CODE
1000	0.92	**LT24T.1000 /##**
2000	1.83	**LT24T.2000 /##**
3000	2.75	**LT24T.3000 /##**

Da completare con gli accessori. Staffa di fissaggio al profilo compresi. | To complete with accessories fixing bracket include

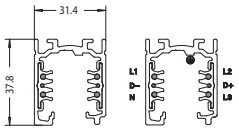

TAPPO DI CHIUSURA / BLIND END TRACK SYSTEM

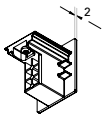

CODE
LT9033.1 /##

GIUNTO LINEARE / STRAIGHT CONNECTOR



CODE
LT9023.1 /##

ALIMENTATORE DI TESTA DX / END FEED RIGHT

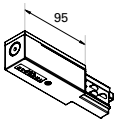

Lmm	CODE
95	**LT9020.1 /##**

Possibilità di gestione separata di tre circuiti On/Off oppure di gestione tramite segnale digitale (DALI) | Arranged for ON/OFF separate three-circuit switch or management through digital signal (DALI)

ALIMENTATORE DI TESTA SX / END FEED LEFT

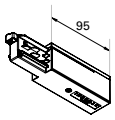

Lmm	CODE
95	**LT9021.1 /##**

Possibilità di gestione separata di tre circuiti On/Off oppure di gestione tramite segnale digitale (DALI). | Arranged for ON/OFF separate three-circuit switch or management through digital signal (DALI).

ALIMENTATORE CENTRALE / MID FEED

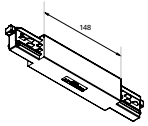

Lmm	CODE
148	**LT9022.1 /##**

Possibilità di gestione separata di tre circuiti On/Off oppure di gestione tramite segnale digitale (DALI)/ Arranged for ON/OFF separate three-circuit switch or management

GIUNTO "L" / "L" JOINT

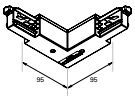

Dim.	Lmm	CODE
esterno / external	95x95	**LT9026.1 /##**
interno / internal	95x95	**LT9027.1 /##**

GIUNTO "T" / "T" JOINT

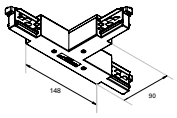

Dim.	Lmm	CODE
esterno dx / external right	148x90	**LT9028.1 /##**
esterno sx / external left	148x90	**LT9029.1 /##**
interno dx /internal right	148x90	**LT9030.1 /##**
interno sx / internal left	148x90	**LT9031.1 /##**

GIUNTO "X" / "X" JOINT

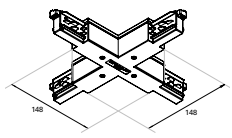

Dim.	CODE
148x148	**LT9032.1 /##**

PARATIA DIVISORIA SINGOLA MODULO/BINARIO/ INTERMEDIATE SINGLE HEAD FOR PRIFILE /TRACK MODULE



CODE
LTP.F1/01

/ ## FINITURA /FINISHING
/01 bianco/white
/02 nero/black



Nervi Ministudio Kintsugi - Genova, Italia
Project: Ministudio Architetti Photo: Bruno Ravera



FILE2



Tecnopolo ex Officine Reggiane Reggio Emilia
project Andrea Oliva

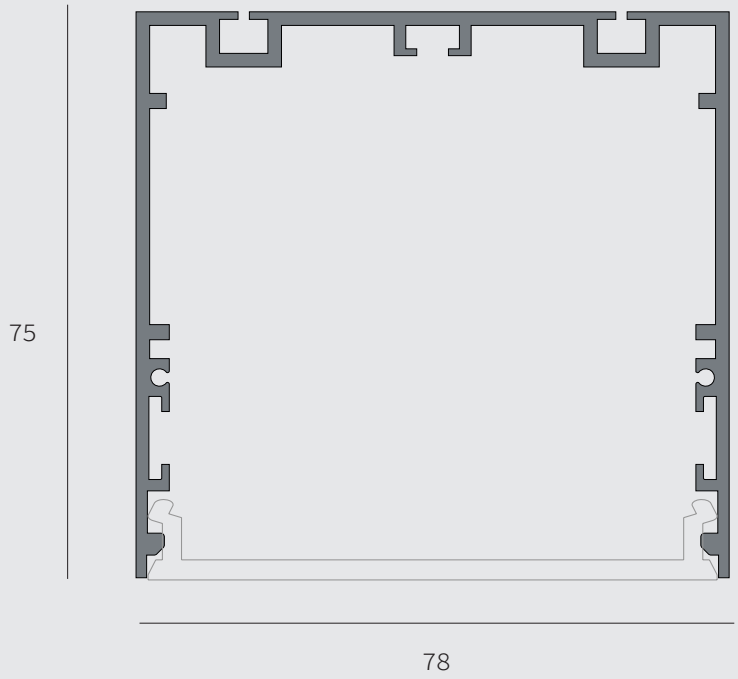

1:1

SEZIONE PROFILO/SECTION PROFILE

FILE 2

Profili in estruso di alluminio 78x75mm, per installazione a soffitto, a parete, a sospensione, incasso (trimless o con battuta) con sorgenti lineari led con alimentatori elettronici 230/240V. Disponibile anche in versione per installazione su binario trifase elettrificato. Finitura verniciata o anodizzata. Schermi diffondenti in policarbonato opalino o microprismatico, a luminanza controllata (conforme normativa EN12464-1) e testate di chiusura laterali con sistema Light Proof. Cassaforma in estruso di alluminio per incasso in laterizio o calcestruzzo disponibile come accessorio. Disponibili versioni TW tunable white e con spettro dedicato all'orticoltura. Grado di protezione IP40/IP43/IP54 (vedi articoli disponibili nel capitolo outdoor). Disponibili in moduli finiti su richiesta e sistema modulare.

Extruded aluminum Profiles 78x75mm, for ceiling, wall, suspension, recessed installation (trimless or trimmed) with linear led sources integrated with electronic ballasts 230/240V. Also available for installation on electrified three-phase track. Painted or anodized finish. Diffusing screens in opal or micro-prismatic polycarbonate, with controlled luminance (compliant with EN12464-1 standard) and closing heads with Light Proof system. Extruded aluminum outercasing for brick or concrete recessed installation available as an accessory. TW tunable white and spectrum versions available for horticulture. IP40 / IP43 / IP54 (see articles available in the outdoor chapter). Available default modules on demand and modular system.

DISPONIBILE SUL NOSTRO SITO IL CONFIGURATORE DI SISTEMI CON METODO DRAG & DROP
Requisiti minimi richiesti schermo da 10 pollici

AVAILABLE ON OUR WEBSITE SYSTEM CONFIGURATOR WITH DRAG & DROP METHOD
Minimum requirements required 10 inches screenW

UK CONFORMITY ASSESSMENT E EUROPEAN CERTIFICATION / UK CONFORMITY ASSESSTMENT AND EUROPEAN CERTIFICATION

PRODOTTI COSTRUITI CON MATERIALE RECICLABILE / PRODUCTS MADE OF RECYCLABLE MATERIAL

GARANZIA DI 5 ANNI / 5-YEAR WARRANTY

VERSIONI HORTICULTURE/AVAILABLE HORTICULTURE VERSION

Possibilità di montare lampade adatte alla crescita delle piante indoor / Horticulture version suitable for growth indoor

Il tocco green di Lucifero's. I profili File hanno la possibilità di essere equipaggiati con spettri di luce adatti all'orticoltura. L'illuminazione adatta al verde converte l'energia elettrica in fotoni che stimolano la fotosintesi delle piante anche in assenza di luce naturale.

La presenza delle piante conferisce agli ambienti, siano essi abitazioni o ambienti di lavoro, un'atmosfera di qualità: i rumori vengono attutiti, l'aria viene ossigenata e la concentrazione aumenta. Le piante hanno effetti benefici anche a livello psicologico attenuando lo stress e aumentando la produttività lavorativa.

TUNABLE WHITE / TUNABLE WHITE

VERSIONI BIEMISSIONE /BIEMISSION VERSION

Le versioni a luce diretta ed indiretta sono sempre predisposte per accensioni separate | Direct and indirect version are always prepared for indipendent ignition

DIFFUSORE OPAL / OPAL DIFFUSER

DIFFUSORE MICROPRISMATICO A LUMINANZA CONTROLLATA /
MICROPRISMATIC DIFFUSER CONTROLLED LUMINANCE
(CONFORME ALLA NORMATIVA EN 12464-1) / *(CONFORM TO STANDARD EN 12464-1)*

File può essere equipaggiato con un diffusore microprismatico in alternativa al diffusore standard opalino. Questa versione rende File ideale per ambienti di lavoro ove sia necessaria un bassa luminanza, una migliore distribuzione della luce ed un effetto anti riflesso.

A completare la collezione c'è la versione Tunable White che grazie alla sua dimmerazione permette di regolare l'intensità luminosa con il variare delle ore del giorno in perfetta sintonia con il ritmo circadiano, sincronizzandosi con il ciclo naturale del giorno e della notte.

LINEA LED RGB - RGB WHITE / RGB - RGBW LINEAR LED

FINITURE/FINISHINGS


01-BIANCO/WHITE


02-NERO/BLACK


27-ALLUMINIO ANODIZZATO/ ANODIZED ALUMINIUM


49-MOKA/MOKA

FINITURE PREMIUM /PREMIUM FINISHINGS


81-ORO ROSA/ PINK GOLD


82-BRONZO/ BRONZE


83-OTTONE SATINATO / BRUSHED BRASS

KELVIN


2700°K


3000°K


4000°K

FASCIO/BEAM



SPOT 20°



FLOOD 32°



WIDE 50°



ASYMMETRIC 41°X18°

CURVE FOTOMETRICHE/*PHOTOMETRIC DATA*

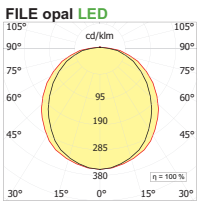

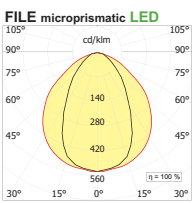

FOCUS 55

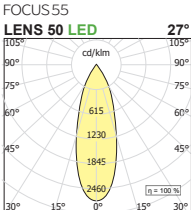

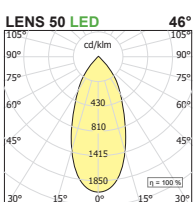

FOCUS 41-42S

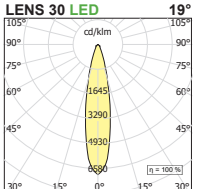

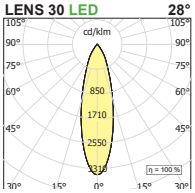

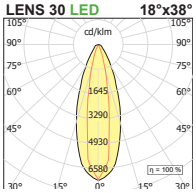



FILE 2
MODULI FINITI



/ STAND ALONE MODULES

FILE 2

INCASSO
RECESSED



Nervi Ministudio Kintsugi - Genova, Italia
Project: Ministudio Architetti Photo: Bruno Ravera

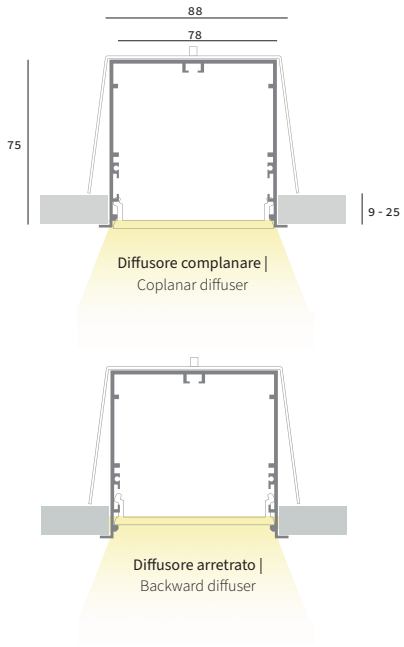

VERSIONI DISPONIBILI/AVAILABLE VERSION

● KELVIN		○ KELVIN	
27	2700K	30	3000K
30	3000K	40	4000K
40	4000K		
HC	Horticulture		
TW	Tunable White Dali*		

* Note: Disponibile per le seguenti misure: 580, 1140, 1700, 2265mm.. Gli apparecchi con temperatura di colore variabile (Tunable White) vengono forniti comprensivi di alimentatore Dali | Available for the following sizes: 580, 1140, 1700, 2265mm.The devices with variable color temperature (Tunable White) are supplied with integrated Dali power supply.

● DIFFUSORE/DIFFUSER

P Diffusore in policarbonato bianco opale | White opal policarbonate diffuser

X Microprismatic *
* Diffusore microprismatico a luminanza controllata (conforme alla normativa EN 12464-1). | Microprismatic diffuser controlled luminance (conform to standard EN 12464-1).

● DIMMABLE (OPTIONAL)

D Dali Touch & Dimm

SU RICHIESTA ON DEMAND

E Versione ad emergenza / Emergency version
D10 Dimmerabile 1-10V / Dimmable 1-10V
CA Sistema di controllo CASAMBI/ CASAMBI control system

/## FINITURA/FINISHING (PREMIUM AVAILABLE)

/01 bianco/white
/02 nero/black
/27 alluminio satinato/satined aluminium

COMPOSIZIONE CODICE: xxx.x ●●●/##

HOW TO CREATE THE CODE: **F1000.827XD/01**

CODE
F1000.8 ● ● ● /## — finishing
base code | kelvin | diffuser | dimmable

FILE 2 INCASSO
PER CARTONGESSO A LUCE DIRETTA E DIFFUSA / FOR FALSE CEILING DIRECT AND DIFFUSED LIGHT

taglio per incasso/ recessed hole dimension 82xL+2



L







LED 24W/m — lm product 3000K/diffuser

W	L.mm	Kg	with opal diffuser	with microprismatic	CODE
19,2	860	2.50	1371	1533	**F2001.8 /##**
25,6	1140	3.30	1828	2044	**F2002.8 /##**
32	1420	4.00	2285	2555	**F2003.8 /##**
38,4	1700	4.70	2742	3066	**F2004.8 /##**
44,8	1985	5.50	3199	3576	**F2005.8 /##**
51,2	2265	6.00	3656	4087	**F2006.8 /##**
57,6	2545	6.40	4113	4598	**F2007.8 /##**
64	2825	6.90	4570	5109	**F2008.8 /##**

LED 32W/m — lm product 3000K/diffuser

W	L.mm	Kg	with opal diffuser	with microprismatic	CODE
27	860	2.50	1930	2157	**F2031.9 /##**
36	1140	3.30	2573	2877	**F2032.9 /##**
45	1420	4.00	3216	3596	**F2033.9 /##**
54	1700	4.70	3859	4315	**F2034.9 /##**
63	1985	5.50	4502	5034	**F2035.9 /##**
72	2265	6.00	5146	5754	**F2036.9 /##**
81	2545	6.40	5789	6473	**F2037.9 /##**
90	2825	6.90	6432	7192	**F2038.9 /##**

ACCESSORI / ACCESSORIES

PER INSTALLAZIONE A LATERIZIO / CALCESTRUZZO FOR BRICK WALLS / CONCRETE

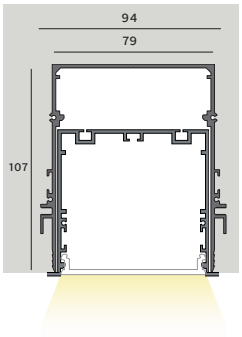

info : Vedi la collezione "Container" per scoprire come sviluppare con un unico profilo molteplici soluzioni.
| See Container collection to discover how develop different solution with just one profile.

CASSAFORMA "CONTAINER "/ WALLBOX "CONTAINER"



Dim.mm	Hmm	L.mm	CODE
79-95	107	1000	**LTF2.1000/27**
79-95	107	2000	**LTF2.2000/27**
79-95	107	3000	**LTF2.3000/27**
79-95	107	-----	**LTF2.misura/27**

COPPIA DI TESTATE PER CASSAFORMA / COUPLE OF CLOSURE HEADS FOR WALLBOX



CODE
LT2890.1

STAFFA SINGOLA PER FISSAGGIO MODULO / MODULE FIXING SINGLE BRACKET





CODE
LT2891

Staffa per fissaggio modulo luminoso all'interno della cassaforma. ordinare 1 al m. (minimo 2 pezzi) | Single bracket to Fix the lighting module within the wallbox, order 1 per m. (min. 2 pcs)



FILE 2

INCASSO RASATO
TRIMLESS RECESSED

Hamad General Hospital
Operation Theatre Doha Qatar

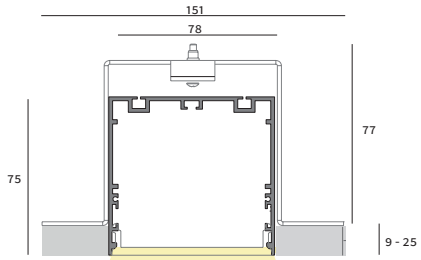

Diffusore complanare |
Coplanar diffuser

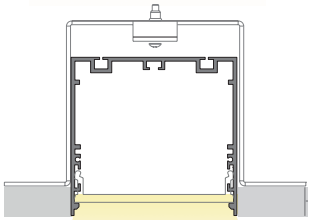

Diffusore arretrato |
Backward diffuser

VERSIONI DISPONIBILI/AVAILABLE VERSION

● KELVIN		○ KELVIN	
27	2700K	30	3000K
30	3000K	40	4000K
40	4000K		
HC	Horticulture		
TW	Tunable White Dali*		

* Note: Disponibile per le seguenti misure: 580, 1140, 1700, 2265mm.. Gli apparecchi con temperatura di colore variabile (Tunable White) vengono forniti comprensivi di alimentatore Dali | Available for the following sizes: 580, 1140, 1700, 2265mm.The devices with variable color temperature (Tunable White) are supplied with integrated Dali power supply.

● **DIFFUSORE/**DIFFUSER

P Diffusore in policarbonato bianco opale | White opal policarbonate diffuser

X Microprismatic *
* Diffusore microprismatico a luminanza controllata (conforme alla normativa EN 12464-1). | Microprismatic diffuser controlled luminance (conform to standard EN 12464-1).

● **DIMMABLE (OPTIONAL)**

D Dali Touch & Dimm

SU RICHIESTA ON DEMAND

E Versione ad emergenza / Emergency version
D10 Dimmerabile 1-10V / Dimmable 1-10V
CA Sistema di controllo CASAMBI/ CASAMBI control system

FINITURA/FINISHING

/01 bianco/white
/27 alluminio satinato/satined aluminium

COMPOSIZIONE CODICE: xxx.x ●●●/##
HOW TO CREATE THE CODE: **F1000.827XD/01**

CODE
F1000.8 ● ● ● /## — finishing
base code | kelvin | diffuser | dimmable

FILE 2 INCASSO RASATO
PER CARTONGESSO A LUCE DIRETTA E DIFFUSA / FOR FALSE CEILING DIRECT AND DIFFUSED LIGHT

taglio per incasso/ recessed hole dimension 82xL+2



L



LED 24W/m			lm product 3000K/diffuser		
W	L.mm	Kg	with opal diffuser	with microprismatic	CODE
19,2	860	2.50	1371	1533	**F2101.8 ● ● ●/01**
25,6	1140	3.30	1828	2044	**F2102.8 ● ● ●/01**
32	1420	4.00	2285	2555	**F2103.8 ● ● ●/01**
38,4	1700	4.70	2742	3066	**F2104.8 ● ● ●/01**
44,8	1985	5.50	3199	3576	**F2105.8 ● ● ●/01**
51,2	2265	6.00	3656	4087	**F2106.8 ● ● ●/01**
57,6	2545	6.40	4113	4598	**F2107.8 ● ● ●/01**
64	2825	6.90	4570	5109	**F2108.8 ● ● ●/01**

LED 32W/m			lm product 3000K/diffuser		
W	L.mm	Kg	with opal diffuser	with microprismatic	CODE
27	860	2.50	1930	2157	**F2131.9 ○ ● ●/01**
36	1140	3.30	2573	2877	**F2132.9 ○ ● ●/01**
45	1420	4.00	3216	3596	**F2133.9 ○ ● ●/01**
54	1700	4.70	3859	4315	**F2134.9 ○ ● ●/01**
63	1985	5.50	4502	5034	**F2135.9 ○ ● ●/01**
72	2265	6.00	5146	5754	**F2136.9 ○ ● ●/01**
81	2545	6.40	5789	6473	**F2137.9 ○ ● ●/01**
90	2825	6.90	6432	7192	**F2138.9 ○ ● ●/01**

ACCESSORI / ACCESSORIES
PER INSTALLAZIONE A LATERIZIO / CALCESTRUZZO FOR BRICK WALLS / CONCRETE

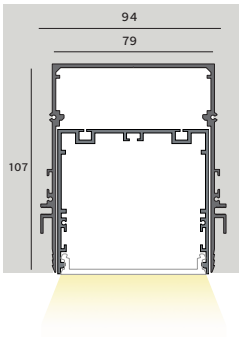

info : Vedi la collezione "Container" per scoprire come sviluppare con un unico profilo molteplici soluzioni.
| *See Container collection to discover how develop different solution with just one profile.*

CASSAFORMA "CONTAINER "/ WALLBOX "CONTAINER"



Dim.mm	Hmm	L.mm	CODE
79-95	107	1000	**LTF2.1000/27**
79-95	107	2000	**LTF2.2000/27**
79-95	107	3000	**LTF2.3000/27**
79-95	107	-----	**LTF2.misura/27**

COPPIA DI TESTATE PER CASSAFORMA / COUPLE OF CLOSURE HEADS FOR WALLBOX



CODE
LT2890.1

STAFFA SINGOLA PER FISSAGGIO MODULO / MODULE FIXING SINGLE BRACKET





CODE
LT2891

Staffa per fissaggio modulo luminoso all'interno della cassaforma. ordinare 1 al m. (minimo 2 pezzi) | Single bracket to Fix the lighting module within the wallbox, order 1 per m. (min. 2 pcs)



FILE 2

SOFFITTO
CEILING

ARPITEL - FOGGIA
PROJECT C+B CIBELLI+GUADAGNO ARCHITETTI
PHOTO MARCO REGGI

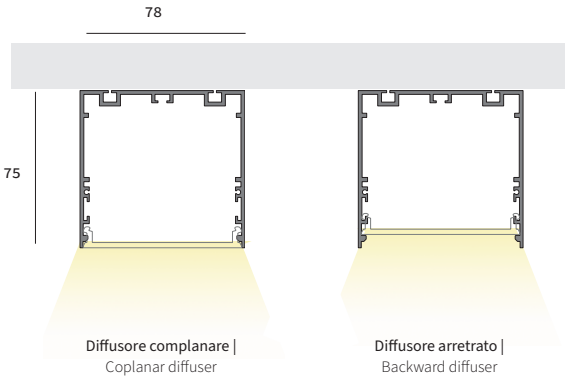

Diffusore complanare | Coplanar diffuser

Diffusore arretrato | Backward diffuser

VERSIONI DISPONIBILI/AVAILABLE VERSION

● KELVIN		○ KELVIN	
27	2700K	30	3000K
30	3000K	40	4000K
40	4000K		
HC	Horticulture		
TW	Tunable White Dali*		

* Note: Disponibile per le seguenti misure: 1140, 1700, 2265mm.. Gli apparecchi con temperatura di colore variabile (Tunable White) vengono forniti comprensivi di alimentatore Dali | Available for the following sizes: 580, 1140, 1700, 2265mm.The devices with variable color temperature (Tunable White) are supplied with integrated Dali power supply.

● DIFFUSORE/DIFFUSER

P Diffusore in policarbonato bianco opale | White opal policarbonate diffuser

X Microprismatic *

* Diffusore microprismatico a luminanza controllata (conforme alla normativa EN 12464-1). | Microprismatic diffuser controlled luminance (conform to standard EN 12464-1).

● DIMMABLE (OPTIONAL)

D Dali Touch & Dimm

SU RICHIESTA ON DEMAND

E Versione ad emergenza / Emergency version
D10 Dimmerabile 1-10V / Dimmable 1-10V
CA Sistema di controllo CASAMBI/ CASAMBI control system

/ ## FINITURA/FINISHING (PREMIUM AVAILABLE)

/01 bianco/white
/02 nero/black
/27 alluminio satinato/satined aluminium
/49 moka/moka

COMPOSIZIONE CODICE: xxx.x ● ● ●/##

HOW TO CREATE THE CODE: **F1000.827XD/01**

CODE
F1000.8 ● ● ● /## — finishing
base code | kelvin | diffuser | dimmable

FILE 2 SOFFITTO
A LUCE DIRETTA E DIFFUSA / DIRECT AND DIFFUSED LIGHT



L


01


02


27


49

LED 24W/m			lm product 3000K/diffuser		
W	Lmm	Kg	with opal diffuser	with microprismatic	CODE
19,2	860	2.50	1371	1533	**F2201.8** ● ● ●/##
25,6	1140	3.30	1828	2044	**F2202.8** ● ● ●/##
32	1420	4.00	2285	2555	**F2203.8** ● ● ●/##
38,4	1700	4.70	2742	3066	**F2204.8** ● ● ●/##
44,8	1985	5.50	3199	3576	**F2205.8** ● ● ●/##
51,2	2265	6.00	3656	4087	**F2206.8** ● ● ●/##
57,6	2545	6.40	4113	4598	**F2207.8** ● ● ●/##
64	2825	6.90	4570	5109	**F2208.8** ● ● ●/##

LED 32W/m			lm product 3000K/diffuser		
W	Lmm	Kg	with opal diffuser	with microprismatic	CODE
27	860	2.50	1930	2157	**F2231.9** ○ ● ●/##
36	1140	3.30	2573	2877	**F2232.9** ○ ● ●/##
45	1420	4.00	3216	3596	**F2233.9** ○ ● ●/##
54	1700	4.70	3859	4315	**F2234.9** ○ ● ●/##
63	1985	5.50	4502	5034	**F2235.9** ○ ● ●/##
72	2265	6.00	5146	5754	**F2236.9** ○ ● ●/##
81	2545	6.40	5789	6473	**F2237.9** ○ ● ●/##
90	2825	6.90	6432	7192	**F2238.9** ○ ● ●/##



FILE 2

SOSPENSIONE
SUSPENSION

SHOWROOM JAGUAR

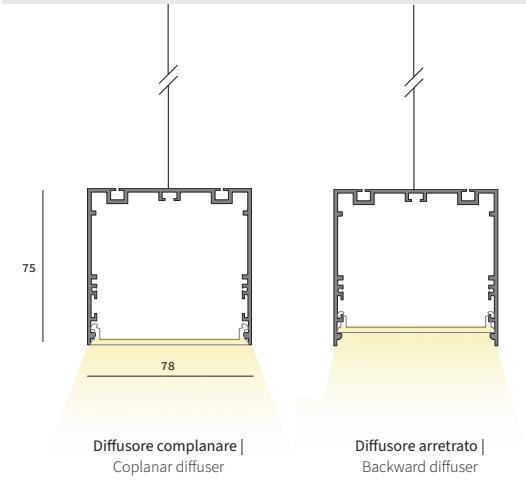

VERSIONI DISPONIBILI/AVAILABLE VERSION

● KELVIN		○ KELVIN	
27	2700K	30	3000K
30	3000K	40	4000K
40	4000K		
HC	Horticulture		
TW	Tunable White Dali*		

* Note: Disponibile per le seguenti misure: 580, 1140, 1700, 2265mm.. Gli apparecchi con temperatura di colore variabile (Tunable White) vengono forniti comprensivi di alimentatore Dali | Available for the following sizes: 580, 1140, 1700, 2265mm.The devices with variable color temperature (Tunable White) are supplied with integrated Dali power supply.

● **DIFFUSORE/**DIFFUSER

P Diffusore in policarbonato bianco opale | White opal policarbonate diffuser

X Microprismatic *
* Diffusore microprismatico a luminanza controllata (conforme alla normativa EN 12464-1). | Microprismatic diffuser controlled luminance (conform to standard EN 12464-1).

● **DIMMABLE (OPTIONAL)**

D Dali Touch & Dimm

SU RICHIESTA ON DEMAND

E Versione ad emergenza / Emergency version
D10 Dimmerabile 1-10V / Dimmable 1-10V
CA Sistema di controllo CASAMBI/ CASAMBI control system

/ ## FINITURA/FINISHING (PREMIUM AVAILABLE)

/01 bianco/white
/02 nero/black
/27 alluminio satinato/satined aluminium
/49 moka/moka

COMPOSIZIONE CODICE: xxx.x ● ● ●/##
HOW TO CREATE THE CODE: **F1000.827XD/01**

CODE
F1000.8 ● ● ● /## — finishing
base code | kelvin | diffuser | dimmable

FILE 2 SOSPENSIONE
A LUCE DIRETTA E DIFFUSA / DIRECT AND DIFFUSED LIGHT



L


01


02


27


49

LED 24W/m			lm product 3000K/diffuser		
W	L.mm	Kg	with opal diffuser	with microprismatic	CODE
25,6	1140	3.30	1828	2044	**F2302.8** ● ● ●/##
32	1420	4.00	2285	2555	**F2303.8** ● ● ●/##
38,4	1700	4.70	2742	3066	**F2304.8** ● ● ●/##
44,8	1985	5.50	3199	3576	**F2305.8** ● ● ●/##
51,2	2265	6.00	3656	4087	**F2306.8** ● ● ●/##
57,6	2545	6.40	4113	4598	**F2307.8** ● ● ●/##
64	2825	6.90	4570	5109	**F2308.8** ● ● ●/##

LED 32W/m			lm product 3000K/diffuser		
W	L.mm	Kg	with opal diffuser	with microprismatic	CODE
36	1140	3.30	2573	2877	**F2332.9** ○ ● ●/##
45	1420	4.00	3216	3596	**F2333.9** ○ ● ●/##
54	1700	4.70	3859	4315	**F2334.9** ○ ● ●/##
63	1985	5.50	4502	5034	**F2335.9** ○ ● ●/##
72	2265	6.00	5146	5754	**F2336.9** ○ ● ●/##
81	2545	6.40	5789	6473	**F2337.9** ○ ● ●/##
90	2825	6.90	6432	7192	**F2338.9** ○ ● ●/##



FILE 2

PARETE
WALL

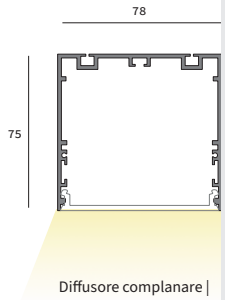

Diffusore complanare |
Coplanar diffuser

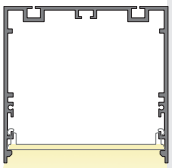

Diffusore arretrato |
Backward diffuser

VERSIONI DISPONIBILI/AVAILABLE VERSION

● KELVIN		○ KELVIN	
27	2700K	30	3000K
30	3000K	40	4000K
40	4000K		
HC	Horticulture		
TW	Tunable White Dali*		

* Note: Disponibile per le seguenti misure: 580, 1140, 1700, 2265mm.. Gli apparecchi con temperatura di colore variabile (Tunable White) vengono forniti comprensivi di alimentatore Dali | Available for the following sizes: 580, 1140, 1700, 2265mm.The devices with variable color temperature (Tunable White) are supplied with integrated Dali power supply.

● DIFFUSORE/DIFFUSER

p Diffusore in policarbonato bianco opale | White opal policarbonate diffuser

X Microprismatic *

* Diffusore microprismatico a luminanza controllata (conforme alla normativa EN 12464-1). | Microprismatic diffuser controlled luminance (conform to standard EN 12464-1).

● DIMMABLE (OPTIONAL)

D Dali Touch & Dimm

SU RICHIESTA ON DEMAND

E Versione ad emergenza / Emergency version
D10 Dimmerabile 1-10V / Dimmable 1-10V
CA Sistema di controllo CASAMBI/ CASAMBI control system

/ ## FINITURA/FINISHING (PREMIUM AVAILABLE)

/01 bianco/white
/02 nero/black
/27 alluminio satinato/satined aluminium
/49 moka

COMPOSIZIONE CODICE: xxx.x ● ● ●/##

HOW TO CREATE THE CODE: **F1000.827XD/01**

CODE
F1000.8 ● ● ● /## — finishing
base code | kelvin | diffuser | dimmable

FILE 2 PARETE
PER CARTONGESSO A LUCE DIRETTA E DIFFUSA / FOR FALSE CEILING DIRECT AND DIFFUSED LIGHT



L









LED 24W/m			lm product 3000K/diffuser		
W	L mm	Kg	with opal diffuser	with microprismatic	CODE
19,2	860	2.50	1371	1533	**F2401.8** ● ● ●/##
25,6	1140	3.30	1828	2044	**F2402.8** ● ● ●/##
32	1420	4.00	2285	2555	**F2403.8** ● ● ●/##
38,4	1700	4.70	2742	3066	**F2404.8** ● ● ●/##
44,8	1985	5.50	3199	3576	**F2405.8** ● ● ●/##
51,2	2265	6.00	3656	4087	**F2406.8** ● ● ●/##
57,6	2545	6.40	4113	4598	**F2407.8** ● ● ●/##
64	2825	6.90	4570	5109	**F2408.8** ● ● ●/##



FILE 2

TRACK
TRACK

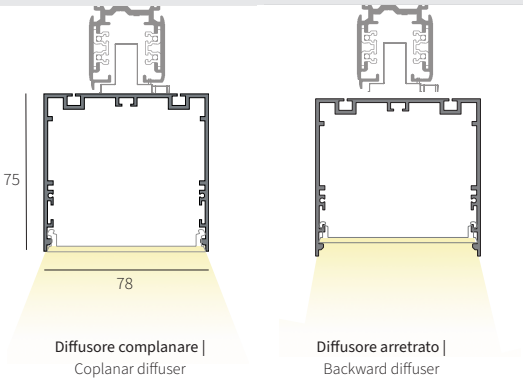

VERSIONI DISPONIBILI/AVAILABLE VERSION

● **KELVIN**

27 2700K
30 3000K
40 4000K

* Note: Disponibile per le seguenti misure: 580, 1140, 1700, 2265mm.. Gli apparecchi con temperatura di colore variabile (Tunable White) vengono forniti comprensivi di alimentatore Dali | Available for the following sizes: 580, 1140, 1700, 2265mm.The devices with variable color temperature (Tunable White) are supplied with integrated Dali power supply.

● **DIFFUSORE**/DIFFUSER

P Diffusore in policarbonato bianco opale | White opal policarbonate diffuser

X Microprismatic *
* Diffusore microprismatico a luminanza controllata (conforme alla normativa EN 12464-1). | Microprismatic diffuser controlled luminance (conform to standard EN 12464-1).

● **DIMMABLE (OPTIONAL)**

D Dali Touch & Dimm

SU RICHIESTA ON DEMAND

E Versione ad emergenza / Emergency version
D10 Dimmerabile 1-10V / Dimmable 1-10V
CA Sistema di controllo CASAMBI/ CASAMBI control system

/ ## FINITURA/FINISHING (PREMIUM AVAILABLE)

/01 bianco/white
/02 nero/black
/27 alluminio satinato/satined aluminium
/49 moka

COMPOSIZIONE CODICE: xxx.x ● ● ●/##
HOW TO CREATE THE CODE: **F1000.827XD/01**

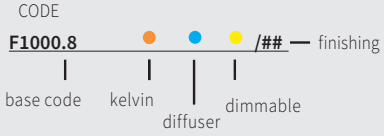

FILE 2 TRACK
PER CARTONGESSO A LUCE DIRETTA E DIFFUSA / FOR FALSE CEILING DIRECT AND DIFFUSED LIGHT



L


01


02


27


49

LED 24W/m — lm product 3000K/diffuser

W	L.mm	with opal diffuser	with microprismatic	CODE
19,2	860	1371	1533	**F2501.8** ● ● ●/##
25,6	1140	1828	2044	**F2502.8** ● ● ●/##
32	1420	2285	2555	**F2503.8** ● ● ●/##

LED 32W/m — lm product 3000K/diffuser

W	L.mm	with opal diffuser	with microprismatic	CODE
27	860	1930	2157	**F2531.8** ● ● ●/##
36	1140	2573	2877	**F2532.9** ● ● ●/##
45	1420	3216	3596	**F2533.9** ● ● ●/##

ACCESSORI / ACCESSORIES

PER BINARIO E ACCESSORI VEDERE CAPITOLO *"TRACK SYSTEM"*
FOR RAIL TRACK END ACCESSORIES SEE CHAPTER *"TRACK SYSTEM"*



info : Vedi la collezione "Track system" . | *See "Track system" collection.*



FILE 2
SISTEMA / *SYSTEM*


CEILING
SUSPENSION

FILE 2

SISTEMA INCASSO
RECESSED SYSTEM



Location Arpitel Uffici Foggia
Project C+B Cibelli+Guadagno architetti
Foto Marco Reggi

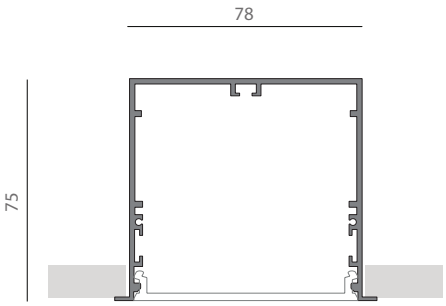

/ ## FINITURA/FINISHING

/01 bianco/white

/02 nero/black

/27 alluminio anodizzato / anod.alum

/ ## FINITURA PREMIUM
/PREMIUM FINISHING

/81 oro rosa shine/shine pink gold

/82 bronzo/ bronze

/83 ottone spazzolato/ brushed brass



Reglette/Linea di luce



Leva



Faretèn



Minispot

Elementi luminosi/ Lighting elements P. 314

PROFILO VUOTO INCASSO / RECESSED EMPTY PROFILE

spessore cartongesso / plasterboard thickness 9-15



L.mm	Kg	CODE
1000	0.93	**LT2524.1000 /##**
2000	1.86	**LT2524.2000 /##**
3000	2.79	**LT2524.3000 /##**
------		**LT2524.misura /##**

COPPIA DI TESTATE PER PROFILO INCASSO / COUPLE OF CLOSURE HEADS



CODE
LT2525 /##

MOLLA DI FISSAGGIO PROFILO PER INCASSO / FIXING SPRING FOR RECESSED VERSION



CODE
LT2526

Molla singola per fissare il profilo lineare al controsoffitto. Una ogni metro, minimo 2 | Single spring for fixing the linear profile on the false-ceiling. One every meter, 2 pieces minimun.

GIUNTI LINEARI COPPIA / LINEAR JOINT COUPLE



CODE
LT2512

GIUNTI LINEARI COPPIA / LINEAR JOINT COUPLE



CODE
LTM211.90

GIUNTI LINEARI COPPIA PER INSTALLAZIONE SU PIANI DIVERSI / LINEAR JOINT COUPLE FOR INSTALLATON ON DIFFERENT PLANES



CODE
LT2512.90P

DIFFUSORE OPALINO BIANCO/ OPAL WHITE DIFFUSER



L.mm	Kg	CODE
1000	0.16	**LT2506P.1000**
2000	0.33	**LT2506P.2000**
3000	0.50	**LT2506P.3000**
------		**LT2506P.misura**

DIFFUSORE MICROPRISMATICO / MICROPRISMATIC DIFFUSER

Diffusore microprismatico a luminanza controllata (conforme normativa EN 12464-1) | Controlled luminance microprismatic diffuser (conforms to standard EN 12464-1)



L.mm	Kg	CODE
1000	0.16	**LT2506X.1000**
2000	0.33	**LT2506X.2000**
3000	0.50	**LT2506X.3000**
------		**LT2506X.misura**

PIASTRA DI CHIUSURA IN ALLUMINIO / ALUMINIUM CLOSING COVER



Molle incluse/springs included	L.mm	CODE
n. 2	1000	**F26.1000/##**
n.3	2000	**F26.2000/##**
n.4	3000	**F26.3000/##**
	------	**F26.misura/##**

MOLLA PER PIASTRA CHIUSURA / SPRING FOR CLOSING COVER



CODE
F2.MLC

Una ogni 70 cm da ordinare solo in caso di tagli della piastra di chiusura | One every 70 cm. To be ordered in case of cut of the closing cover.

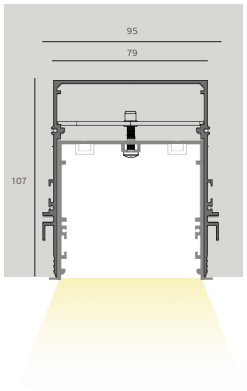

PER INSTALLAZIONE A LATERIZIO / CALCESTRUZZO FOR BRICK WALLS / CONCRETE INSTALLATION

CASSAFORMA "CONTAINER" / "CONTAINER**"** WALLBOX



Dim. H	L.mm	Kg	CODE
95 107	1000	1.50	**LTF2.1000/27**
95 107	2000	3.10	**LTF2.2000/27**
95 107	3000	4.75	**LTF2.3000/27**
95 107	------	------	**LTF2.misura/27**

COPPIA DI TESTATE / COUPLE OF CLOSURE HEADS



CODE
LT2890.1

COPPIA GIUNTI ANGOLARI/ COUPLE ANGLE CONNECTORS



CODE
LTM211.90

I STAFFE DI FISSAGGIO / FIXING BRACKETS



CODE
LTSC01

Una coppia ogni 1,5mt. / One couple every 1,5mt.

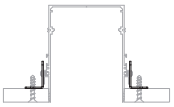

GIUNTI LINEARI COPPIA / LINEAR JOINT COUPLE



CODE
LTM2892

STAFFA SINGOLA PER FISSAGGIO MODULO / MODULE FIXING SINGLE BRACKET



CODE
LT2891

Staffa per fissaggio modulo luminoso all'interno della cassaforma. Ordinare 1 al m. (minimo 2 pezzi) | Single bra to fix the lighting module within the wallbox, order 1 per r (min. 2 pcs)

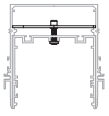

FASCETTA REGGICAVO / TIE CABLE LOCKING



CODE
LTSC04

Fascetta reggicavo, ordinare 1 ogni 0,5 m (minimo 2pezzi
Tie cable locking , order 1 per 0,5 m. (min.2pcs)

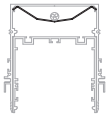

info : Vedi la collezione "Container" per scoprire come sviluppare con un unico profilo molteplici soluzioni.
| *See Container collection to discover how develop different solution with just one profile.*

FILE 2

SISTEMA INCASSO RASATO

TRIMLESS RECESSED SYSTEM



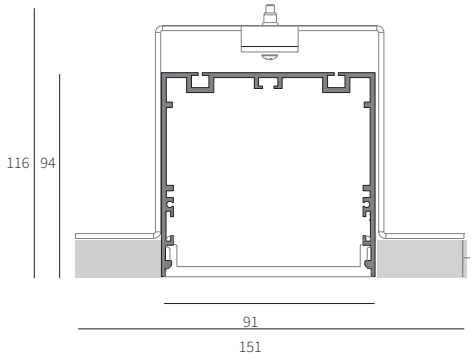

/ ## **FINITURA/**FINISHING

/01 bianco/white

/02 nero/black

/27 alluminio anodizzato/anodized aluminium



Reglette/Linea di luce



Leva



Faretèn

Minispot

Elementi luminosi/ Lighting elements P. 314

PROFILO VUOTO INCASSO RASATO / TRIMLESS RECESSED EMPTY PROFILE

spessore cartongesso / plasterboard thickness 9-15



L.mm	Kg	CODE
1000	0.93	**LT2701.1000 /01**
2000	1.86	**LT2701.2000 /01**
3000	2.79	**LT2701.3000 /01**
------		**LT2701.misura /01**

COPPIA TESTATE DI CHIUSURA / COUPLE OF CLOSURE HEADS



CODE
LT2888

STAFFA D'AGGANCIO / MOUNTING KIT



CODE
LT2887

Molla singola per fissare il profilo lineare al controsoffitto. Una ogni metro, minimo 2 | Single spring for fixing the linear profile on the false-ceiling. One every meter, 2 pieces minimun.

GIUNTI LINEARI COPPIA / LINEAR JOINT COUPLE



CODE
LT2512

GIUNTI ANGOLARI COPPIA / ANGLE JOINT COUPLE



CODE
LTM211.90

GIUNTI ANGOLARI PER INSTALLAZIONE SU PIANI DIVERSI / ANGLE JOINT FOR INSTALLATON ON DIFFERENT PLANES



CODE
LT2512.90P

DIFFUSORE IN POLICARBONATO / POLYCARBONATE DIFFUSER



L.mm	Kg	CODE
1000	0.16	**LT2506P.1000**
2000	0.33	**LT2506P.2000**
3000	0.50	**LT2506P.3000**
------		**LT2506P.misura**

DIFFUSORE MICROPRISMATICO / MICROPRISMATIC DIFFUSER

Diffusore microprismatico a luminanza controllata (conforme normativa EN 12464-1) | Controlled luminance microprismatic diffuser (conforms to standard EN 12464-1)



L.mm	Kg	CODE
1000	0.16	**LT2506X.1000**
2000	0.33	**LT2506X.2000**
3000	0.50	**LT2506X.3000**
------		**LT2506X.misura**

PIASTRA DI CHIUSURA IN ALLUMINIO / ALUMINIUM CLOSING COVER



Molle incluse/springs included	L.mm	CODE
n. 2	1000	**F26.1000/##**
n.3	2000	**F26.2000/##**
n.4	3000	**F26.3000/##**
	------	**F26.misura/##**

MOLLA PER PIASTRA CHIUSURA / SPRING FOR CLOSING COVER



CODE
F2.MLC

Una ogni 70 cm da ordinare solo in caso di tagli della piastra di chiusura | One every 70 cm. To be ordered in case of cut of the closing cover.

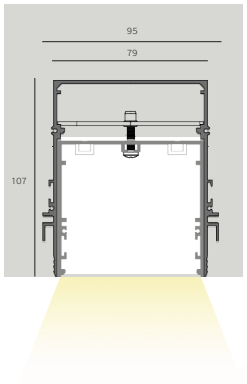

PER INSTALLAZIONE A LATERIZIO / CALCESTRUZZO FOR BRICK WALLS / CONCRETE INSTALLATION

CASSAFORMA "CONTAINER" / "CONTAINER" WALLBOX



Dim. H	L.mm	Kg	CODE
95 107	1000	1.50	**LTF2.1000/27**
95 107	2000	3.10	**LTF2.2000/27**
95 107	3000	4.75	**LTF2.3000/27**
95 107	------	------	**LTF2.misura/27**

COPPIA DI TESTATE / COUPLE OF CLOSURE HEADS



CODE
LT2890.1

COPPIA GIUNTI ANGOLARI/ COUPLE ANGLE CONNECTORS



CODE
LTM211.90

COPPIA DI STAFFE DI FISSAGGIO / FIXING BRACKETS



CODE
LTSC01

Una coppia ogni 1,5mt. / One couple every 1,5mt.

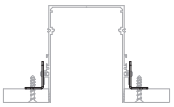

GIUNTI LINEARI COPPIA / LINEAR JOINT COUPLE



CODE
LTM2892

STAFFA SINGOLA PER FISSAGGIO MODULO / MODULE FIXING SINGLE BRACKET



CODE
LT2891

Staffa per fissaggio modulo luminoso all'interno della cassaforma. Ordinare 1 al m. (minimo 2 pezzi) | Single bra to fix the lighting module within the wallbox, order 1 per r (min. 2 pcs)

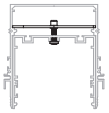

FASCETTA REGGICAVO / TIE CABLE LOCKING



CODE
LTSC04

Fascetta reggicavo, ordinare 1 ogni 0,5 m (minimo 2pezzi Tie cable locking , order 1 per 0,5 m. (min.2pcs)

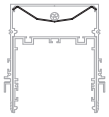

info : Vedi la collezione "Container" per scoprire come sviluppare con un unico profilo molteplici soluzioni. | *See Container collection to discover how develop different solution with just one profile.*



FILE 2

SISTEMA SOFFITTO
CEILING SYSTEM

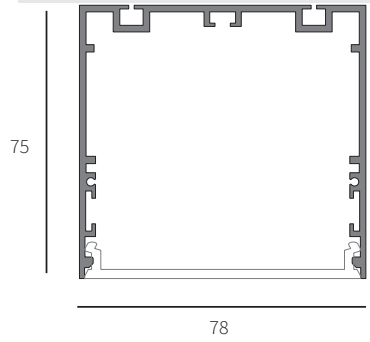

/ ## FINITURA/FINISHING

- **/01** bianco/white
- **/02** nero/black
- **/27** alluminio satinato /aluminium
- **/49** moka

/ ## FINITURA PREMIUM
/PREMIUM FINISHING

- **/81** oro rosa shine/shine pink gold
- **/82** bronzo/ bronze
- **/83** ottone spazzolato/ brushed brass



REGLETTE/LINEA DI LUCE | LEVA | FARETÈN | MINISPOT

PROFILO VUOTO SOFFITTO /CEILING EMPTY PROFILE



Lmm	CODE
1000	**LT2513.1000/##**
2000	**LT2513.2000/##**
3000	**LT2513.3000/##**
------	**LT2513.misura/##**

COPPIA TESTATE /COUPLE OF CLOSURE HEADS



CODE
LT2511/##

GIUNTI LINEARI COPPIA / LINEAR JOINT COUPLE



CODE
LT2512

GIUNTI ANGOLARE COPPIA / NGLE JOINT COUPLE



CODE
LTM211.90

GIUNTI ANGOLARI PER INSTALLAZIONE SU PIANI DIVERSI / ANGLE CONNECTOR FOR INSTALLATON ON DIFFERENT PLANES



CODE
LT2512.90P

DIFFUSORE OPALINO / OPAL WHITE DIFFUSER



Lmm	Kg	CODE
1000	0.16	**LT2506P.1000**
2000	0.33	**LT2506P.2000**
3000	0.50	**LT2506P.3000**
------		**LT2506P.misura**

DIFFUSORE MICROPRISMATICO / MICROPRISMATIC DIFFUSER



Lmm	Kg	CODE
1000	0.16	**LT2506X.1000**
2000	0.33	**LT2506X.2000**
3000	0.50	**LT2506X.3000**
------		**LT2506X.misura**

Diffusore microprismatico a luminanza controllata (conforme normativa EN 12464-1) Controlled luminance microprismatic diffuser (conforms to standard EN 12464-1)

PIASTRA DI CHIUSURA IN ALLUMINIO / ALUMINIUM CLOSING COVER



Molle incluse/springs included	Lmm	CODE
n. 2	1000	**F26.1000/##**
n.3	2000	**F26.2000/##**
n.4	3000	**F26.3000/##**
	------	**F26.misura/##**

MOLLA PER PIASTRA CHIUSURA / SPRING FOR CLOSING COVER



CODE
F2.MLC

Una ogni 70 cm da ordinare solo in caso di tagli della piastra di chiusura | One every 70 cm. To be ordered in case of cut of the closing cover.

ELEMENTI LUMINOSI /LIGHT ELEMENTS **P. 314**

DRIVERS VEDI | SEE **P. 447**



FILE 2

SISTEMA SOSPENSIONE
SUSPENSION SYSTEM

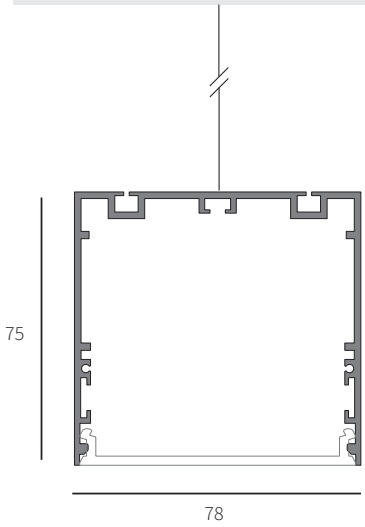

/ ## FINITURA/FINISHING

/01 bianco/white

/02 nero/black

/27 alluminio satinato /aluminium

/49 moka

/ ## FINITURA PREMIUM
/PREMIUM FINISHING

/81 oro rosa shine/shine pink gold

/82 bronzo/ bronze

/83 ottone spazzolato/ brushed brass

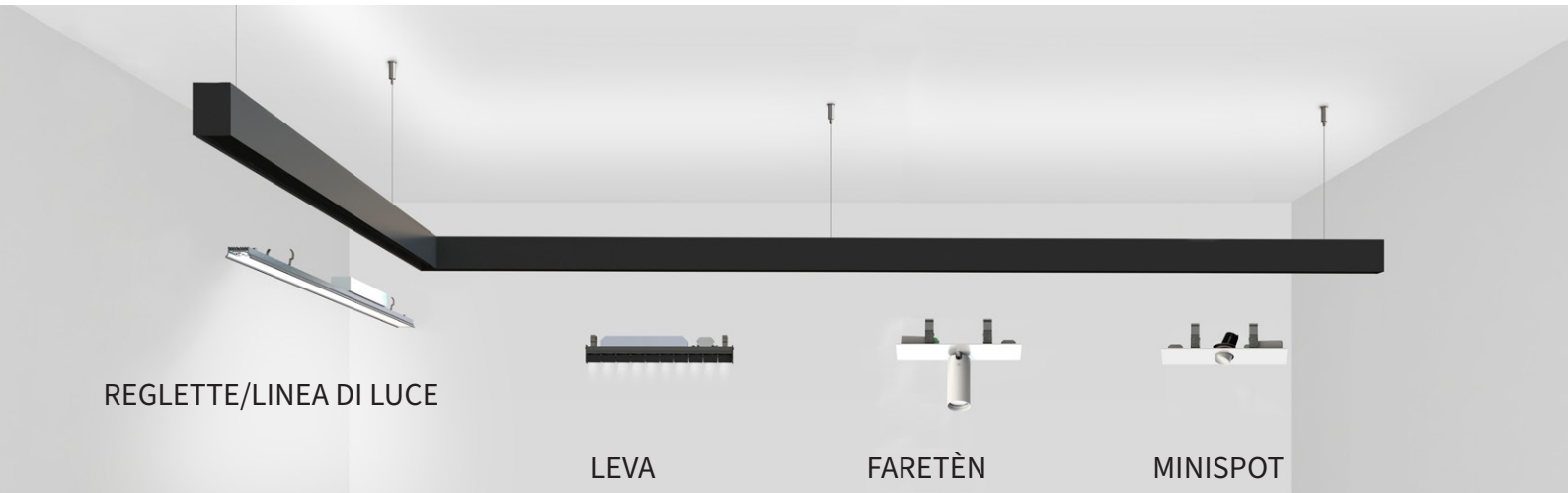

REGLETTE/LINEA DI LUCE

LEVA

FARETÈN

MINISPOT

PROFILO VUOTO SOSPENSIONE /SUSPENSION EMPTY PROFILE



L.mm	CODE
1000	**LTB513.1000/##**
2000	**LTB513.2000/##**
3000	**LTB513.3000/##**
------	**LTB513.misura/##**

COPPIA TESTATE /COUPLE OF CLOSURE HEADS



CODE
LT2511/##

GIUNTI LINEARI COPPIA / STEEL SUSPENSION CABLE



L.mm	CODE
2000	**LT5019**
4000	**LT5019.4**

1 ogni 2 metri lineari + 1 | 1 every 2 meters + 1

KIT ALIMENTAZIONE COMPLETO DI ROSONE BIANCO | POWER CABLE KIT WITH CEILING WHITE CANOPY



Dim.	Kg	CODE L.2000mm	CODE L.4000mm
3X0,75	0.18	**LT2411/01**	**LT2411.4000/01**
4X0,75	0.26	**LT2412/01**	**LT2412.4000/01**
5X0,75	0.30	**LT2412.5/01**	**LT2412.5.4000/01**
7X0,75	0.30	**LT2412.7/01**	**LT2412.7.4000/01**
9X0,75	0.30	**LT2412.9/01**	**LT2412.9.4000/01**

GIUNTI LINEARI COPPIA / LINEAR JOINT COUPLE



CODE
LT2512

GIUNTI LINEARI COPPIA / LINEAR JOINT COUPLE



CODE
LTM211.90

GIUNTI ANGOLARI PER INSTALLAZIONE SU PIANI DIVERSI / ANGLE CONNECTOR FOR INSTALLATON ON DIFFERENT PLANES



CODE
LT2512.90P

DIFFUSORE OPALINO / OPAL WHITE DIFFUSER



L.mm	Kg	CODE
1000	0.16	**LT2506P.1000**
2000	0.33	**LT2506P.2000**
3000	0.50	**LT2506P.3000**
------		**LT2506P.misura**

DIFFUSORE MICROPRISMATICO / MICROPRISMATIC DIFFUSER



L.mm	Kg	CODE
1000	0.16	**LT2506X.1000**
2000	0.33	**LT2506X.2000**
3000	0.50	**LT2506X.3000**
------		**LT2506X.misura**

Diffusore microprismatico a luminanza controllata (conforme normativa EN 12464-1) Controlled luminance microprismatic diffuser (conforms to standard EN 12464-1)

PIASTRA DI CHIUSURA IN ALLUMINIO / ALUMINIUM CLOSING COVER



Molle incluse/springs included	L.mm	CODE
n. 2	1000	**F26.1000/##**
n.3	2000	**F26.2000/##**
n.4	3000	**F26.3000/##**
	------	**F26.misura/##**

MOLLA PER PIASTRA CHIUSURA / SPRING FOR CLOSING COVER



CODE
F2.MLC

Una ogni 70 cm da ordinare solo in caso di tagli della piastra di chiusura | One every 70 cm. To be ordered in case of cut of the closing cover.



ELEMENTI LUMINOSI /LIGHT ELEMENTS **P. 314**

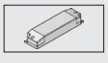

DRIVERS VEDI | SEE **P. 447**

FILE 2

SISTEMA PARETE
WALL SYSTEM



COMPOSIZIONE CODICE: xxx.x /##
HOW TO CREATE THE CODE: **F1000/01**

CODE

F1000 **/##** — finishing

base code

.misura sostituire con la misura necessaria in mm. /
replace with the required measure in mm.

/ ## FINITURA/FINISHING

- **/01** bianco/white
- **/02** nero/black
- **/27** alluminio satinato /aluminium
- **/49** moka

/ ## FINITURA PREMIUM
/PREMIUM FINISHING

- **/81** oro rosa shine/shine pink gold
- **/82** bronzo/ bronze
- **/83** ottone spazzolato/ brushed brass

PROFILO VUOTO PARETE | WALL EMPTY PROFILE



L.mm	CODE
1000	**LTA513.1000/##**
2000	**LTA513.2000/##**
3000	**LTA513.3000/##**
------	**LTA513.misura/##**

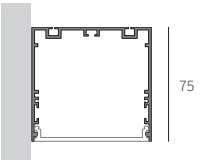

COPPIA TESTATE | COUPLE OF CLOSURE HEADS



CODE
LT2511/##

GIUNTI LINEARI COPPIA / LINEAR JOINT COUPLE



CODE
LT2512

GIUNTI ANGOLARE COPPIA / NGLE JOINT COUPLE



CODE
LTM211.90

DIFFUSORE OPALINO / OPAL WHITE DIFFUSER



L.mm	Kg	CODE
1000	0.16	**LT2506P.1000**
2000	0.33	**LT2506P.2000**
3000	0.50	**LT2506P.3000**
------		**LT2506P.misura**

DIFFUSORE MICROPRISMATICO / MICROPRISMATIC DIFFUSER



L.mm	Kg	CODE
1000	0.16	**LT2506X.1000**
2000	0.33	**LT2506X.2000**
3000	0.50	**LT2506X.3000**
------		**LT2506X.misura**

Diffusore microprismatico a luminanza controllata (conforme normativa EN 12464-1) Controlled luminance microprismatic diffuser (conforms to standard EN 12464-1)

PIASTRA DI CHIUSURA IN ALLUMINIO / ALUMINIUM CLOSING COVER



Molle incluse/springs included	L.mm	CODE
n. 2	1000	**F26.1000/##**
n.3	2000	**F26.2000/##**
n.4	3000	**F26.3000/##**
	------	**F26.misura/##**

MOLLA PER PIASTRA CHIUSURA / SPRING FOR CLOSING COVER



CODE
F2.MLC

Una ogni 70 cm da ordinare solo in caso di tagli della piastra di chiusura | One every 70 cm. To be ordered in case of cut of the closing cover.



ELEMENTI LUMINOSI /LIGHT ELEMENTS **P. 314**

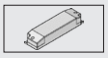

DRIVERS VEDI | SEE **P.447**

FILE 2

ELEMENTI LUMINOSI
LIGHT ELEMENTS



VERSIONI DISPONIBILI/AVAILABLE VERSION

● KELVIN	○ KELVIN
27 2700K	**27** 2700K
30 3000K	**30** 3000K
40 4000K	**40** 4000K
HC Horticulture	
TW Tunable White Dali*	

● **DIMMABLE (OPTIONAL)**

D Dali Touch & Dimm

* Note: Disponibile per le seguenti misure: 580, 1140, 1700, 2265mm.. Gli apparecchi con temperatura di colore variabile (Tunable White) vengono forniti comprensivi di alimentatore Dali | Available for the following sizes: 580, 1140, 1700, 2265mm.The devices with variable color temperature (Tunable White) are supplied with integrated Dali power supply.

COMPOSIZIONE CODICE: xxx.x ●●/##
HOW TO CREATE THE CODE: **F1000.827D/01**

base code | kelvin | dimmable | — finishing

REGLETTE LED 24W/M / 24W/M LED BATTEN



Alimentatore incluso | Driver included

LED 24W/m		lm product 3000K		
W	L.mm	with opal diffuser	with microprismatic	CODE
12,8	560	914	1022	**R182M1.8****
19,2	840	1371	1533	**R182M1.8**
25,6	1120	1828	2044	**R182M2.8**
32	1400	2285	2555	**R182M3.8**
38,4	1680	2742	3066	**R182M4.8**
44,8	1985	3199	3576	**R182M5.8**
51,2	2240	3656	4087	**R182M6.8**

REGLETTE LED 32W/M / 32W/M LED BATTEN



Alimentatore incluso | Driver included

LED 32W/m		lm product 3000K		
W	L.mm	with opal diffuser	with microprismatic	CODE
18	560	1286	1438	**R182H0.9****
27	840	1930	2157	**R182H1.9**
36	1120	2573	2877	**R182H2.9**
45	1400	3216	3596	**R182H3.9**
54	1680	3859	4315	**R182H4.9**
63	1960	4502	5034	**R182H5.9**
72	2240	5146	5754	**R182H6.9**
81	2520	5789	6473	**R182H7.9**
90	2800	6432	7192	**R182H8.9**

2700K non disponibile | 2700K not available

LINEA DI LUCE DA 5 METRI/ LED LINE 5 METERS ROLL



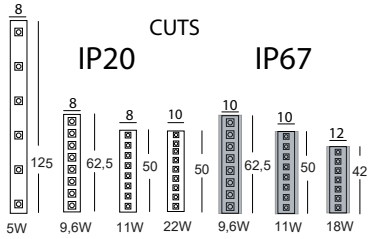

Strip led ad alta efficienza con biadesivo e supporto di larghezza 8-12 mm su bobina da 5 metri, da alimentare con driver stabilizzati in tensione da 24Vdc. Classe di isolamento III. | High efficiency strip led with biadhesive and support of 8-12 mm wide on 5 meters roll. To be fed with 24Vdc voltage-stabilized driver. Insulation class III.

Linea di luce Led IP20 24V

W/m	V	Led/m	lm/m		lm/W	CRI	IP	L.mm	CODE
5,5	24	60	270		49	80	20	5000	**ST05.○.5**
9,6	24	120	540		56	80	20	5000	**ST10.○.5**
11	24	180	1200		109	80	20	5000	**ST11.○.5**
22	24	168	3015		139	80	20	5000	**ST22.○.5**
13+13	24	80+80	2120+2230	2700-6500K	cut 50mm	20		5000	**ST22.TW.5**

Linea di luce Led IP67 24V

W/m	V	Led/m	lm/m	lm/W	CRI	IP	L.mm	CODE
9,6	24	120	540	56	80	67	5000	**ST10.○.5IP**
11	24	160	1660	151	80	67	5000	**ST15.○.5IP**
18	24	168	1964	109	80	67	5000	**ST20.○.5IP**

Linea di luce RGB - RGBW 24V

W/m	V	Led/m	lm/m	Beam	Type	CUT	L.mm	CODE
95W	24	60	270	120°	RGB + White 3000K	100	5000	**ST20.RGBW.5**
100W	24	120	540		RGB + White 2700K	100	5000	**ST19.RGBW.5IP**
100W	24	168	3015		RGB + White 2700K	100	5000	**ST19.RGBW.5**

DISSIPATORE DIRETTO PER STRIP LED/ DIRECT EMISSION HEATSINK FOR STRIP LED



molle incluse/ included springs	L.mm	CODE
n.2	1000	**LTC2.1000/27**
n.3	2000	**LTC2.2000/27**
n.3	3000	**LTC21.3000/27**
- - - - -	- - - - -	**LTC1.misura/27**

MOLLA SINGOLA PER DISSIPATORE/SINGLE SPRING FOR HEATSINK



CODE

LTC2.ML

1 ogni metro / 1 every meter

In caso di tagli ordinare altre molle / Should you need to cut on-site, please order more springs

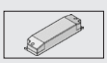

DRIVERS VEDI | SEE **P.447**

LEVA SISTEMA MODULO 5+5 / 5+5 LAMPS TRIMLESS MODULE



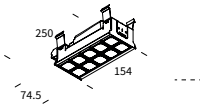

LED		lm prod./beam 3000K			
W	Dim.	S20°	F32°	W50°	CODE
22	74,5x250	2000	1862	1656	**LV141.9 /##**

LEVA SISTEMA MODULO 10+10 / 10+10 LAMPS TRIMLESS MODULE



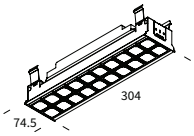

LED		lm prod./beam 3000K			
W	Dim.	S20°	F32°	W50°	CODE
44	74,5x304	4000	3724	3312	**LV142.9 /##**

FARETÈN MINISPOT S



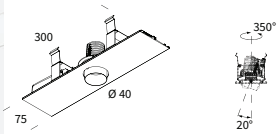

LED				lm product/beam 3000K	
W	ø	L.mm	Kg	F28°	CODE
5	40	300x75	0.42	465	**FR025.9 /##**

● Disponibile solo fascio **F** | Available only **F** beam

FARETÈN FOCUS 55S



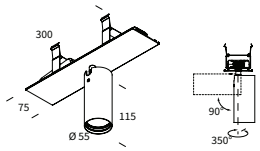

LED					lm product/beam 3000K		
W	ø	H	L.mm	Kg	F27°	W48°	CODE
12	55	115	300x75	0.63	1285	1289	**FR033.9 /##**
18	55	115	300x75	0.63	1575	1579	**FR034.9 /##**

Accessori - accessories: L055#.A: Anello ø55 + lente l- ens with ring ø55
● Disponibili solo fasci **F** e **W** | Available only **F** and **W** beams

ACCESSORI / ACCESSORIES

LENTI CON ANELLO / LENSES WITH RING



	ø	Kg	CODE
LENTE SATINATA / SATINED LENS	36	0.01	**L055S.A/ ##**
LENTE ELISSOIDALE / ELIPSOID LENS	36	0.01	**L055E.A/ ##**
LENTE ASIMMETRICA / ASYMMETRIC LENS	36	0.01	**L055A.A/ ##**
FILTRO NIDO D'APE/ HONEY COMB LOUVER	36	0.01	**L036R.A/ ##**

	ø	Kg	CODE
LENTE SATINATA / SATINED LENS	55	0,01	**L055S.A/ ##**
LENTE ELISSOIDALE / ELIPSOID LENS	55	0,01	**L055E.A/ ##**
LENTE ASIMMETRICA / ASYMMETRIC LENS	55	0,01	**L055A.A/ ##**
FILTRO NIDO D'APE/ HONEY COMB LOUVER	55	0,01	**L055R.A/ ##**

FOCUS 55

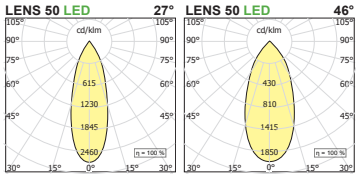

FOCUS 41-42S

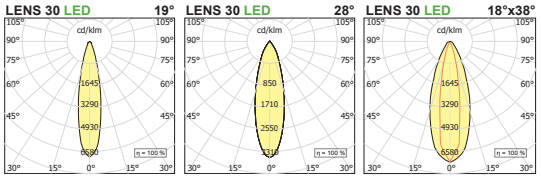



VERSIONI DISPONIBILI/AVAILABLE VERSION

● **KELVIN**

27 2700K
30 3000K
40 4000K

● **FASCIO/BEAM**

S Spot
F Flood
W Wide

Per i gradi vedere in tabella - For degree check the table

● **DIMMABLE (OPTIONAL)**

D Dali Touch & Dimm

 # FINITURA LEVA /LEVA FINISHING

/01 cornice bianca, ottica nera/white plate, black optic
/**02** cornice nera, ottica nera/black plate, black optic
/41 cornice bianca, ottica bianca/plate heads, white optic
/42 cornice nera, ottica oro/black plate, gold optic
/43 cornice moka , ottica nera/moka plate, black optic
/45 cornice moka, ottica oro/moka plate, gold optic

SCEGLIERE PARATIA DI COLORE DEL PROFILO/
CHOICE COLOUR OF THE PLATE LIKE PROFILE

 # FINITURA FARETÈN/FARETÈN FINISHING

/01 bianco /white
/**02** nero/black

PROFILE

TRACK SYSTEM
for
ELECTRIFIED TRACK



AVAILABLE PROJECTORS FAMILIES :

IRIDE track	SEMPLICE track	PHAR track	PRO-IN track	LEVA track
				

SCANSIONA I QR CODE PER ACCEDERE ALLE RELATIVE PAGINE WEB / *SCAN QR CODES TO VISIT WEB PAGES*

FOCUS 55 con driver a navetta	DIGI con driver a navetta	LEVA QUADRA con driver a navetta	MORE con driver a navetta
			

MODULO BINARIO EUROSTANDARD 230V MODULO BINARIO EUROSTANDARD 230V



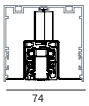



L.mm	Kg	CODE
1000	0.92	**LT25T.1000**
2000	1.83	**LT25T.2000**
3000	2.75	**LT25T.3000**

Da completare con gli accessori | Staffa di fissaggio al profilo compresa. Non è possibile tagliarlo.
To complete with accessories Fixing bracket included. It is not possible to cut.

TAPPO DI CHIUSURA / BLIND END TRACK SYSTEM

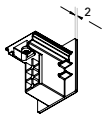

CODE
LT9033.1 /##

GIUNTO LINEARE / STRAIGHT CONNECTOR



CODE
LT9023.1 /##

ALIMENTATORE DI TESTA DX / END FEED RIGHT

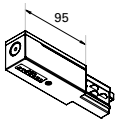

L.mm	CODE
95	**LT9020.1 /##**

Possibilità di gestione separata di tre circuiti On/Off oppure di gestione tramite segnale digitale (DALI) |
Arranged for ON/OFF separate three-circuit switch or management through digital signal (DALI)

ALIMENTATORE DI TESTA SX / END FEED LEFT

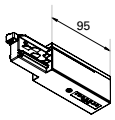

L.mm	CODE
95	**LT9021.1 /##**

Possibilità di gestione separata di tre circuiti On/Off oppure di gestione tramite segnale digitale (DALI). |
Arranged for ON/OFF separate three-circuit switch or management through digital signal (DALI).

ALIMENTATORE CENTRALE / MID FEED

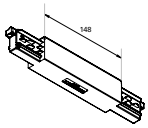

L.mm	CODE
148	**LT9022.1 /##**

Possibilità di gestione separata di tre circuiti On/Off oppure di gestione tramite segnale digitale (DALI)/
Arranged for ON/OFF separate three-circuit switch or management

GIUNTO "L" / "L" JOINT

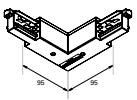

Dim.	L.mm	CODE
esterno / external	95x95	**LT9026.1 /##**
interno / internal	95x95	**LT9027.1 /##**

GIUNTO "T" / "T" JOINT

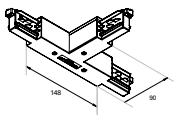

Dim.	L.mm	CODE
esterno dx / external right	148x90	**LT9028.1 /##**
esterno sx / external left	148x90	**LT9029.1 /##**
interno dx /internal right	148x90	**LT9030.1 /##**
interno sx / internal left	148x90	**LT9031.1 /##**

GIUNTO "X" / "X" JOINT

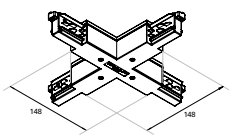

Dim.	CODE
148x148	**LT9032.1 /##**

PARATIA DIVISORIA SINGOLA MODULO/BINARIO/ INTERMEDIATE SINGLE HEAD FOR PRIFILE /TRACK MODULE



CODE
LTP.F2/01

/ ## FINITURA /FINISHING
/01 bianco/white
/02 nero/black


Villa Crespi



FILE2H



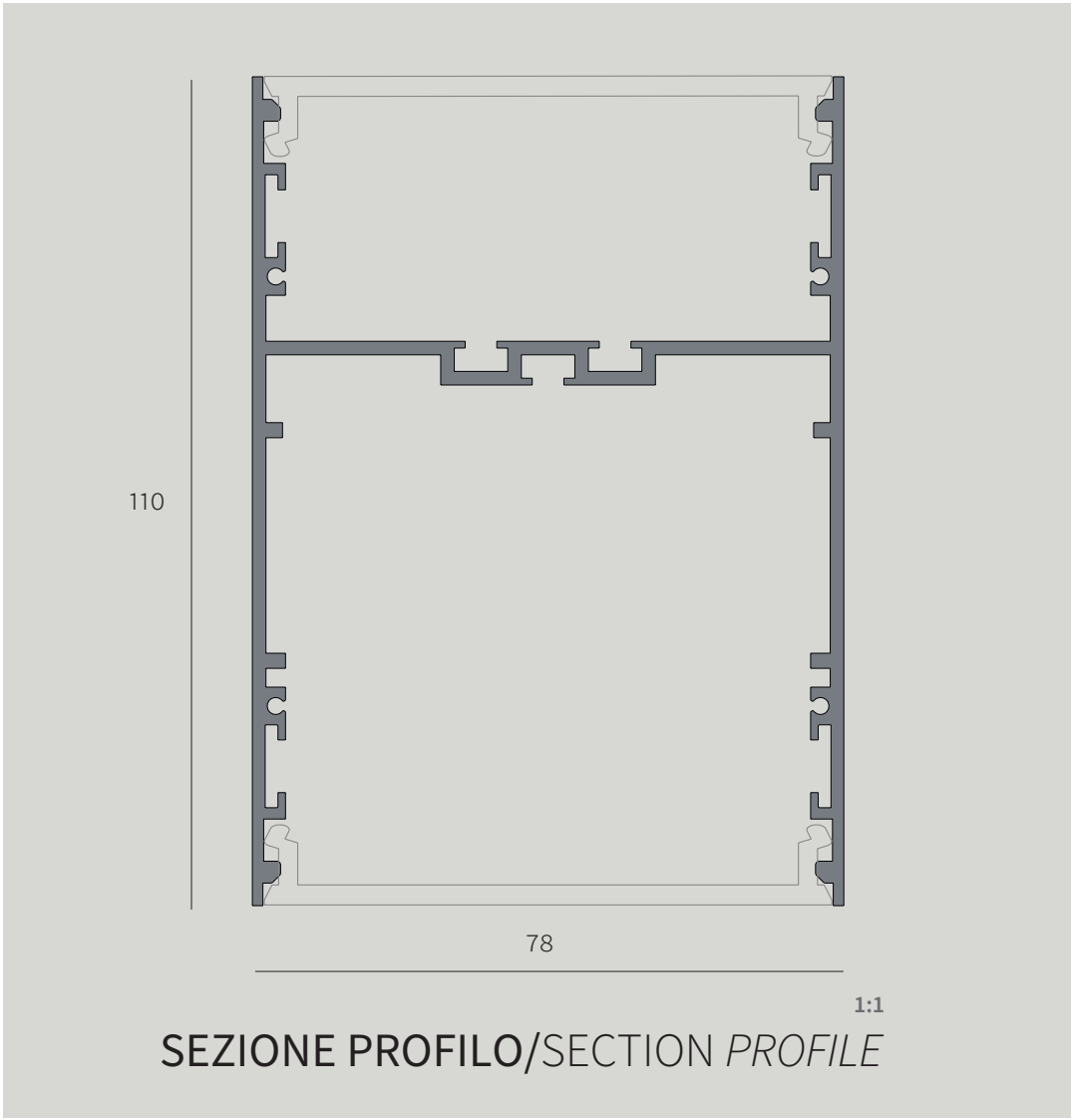

SEZIONE PROFILO/SECTION *PROFILE*

FILE 2H

Profili in estruso di alluminio Bi-emissione 78x110mm, per installazione a sospensione, con sorgenti lineari led ed alimentatori elettronici integrati 230/240V. Finitura verniciata o anodizzata. Schermi diffondenti in policarbonato opalino o microprismatico, a luminanza controllata (conforme normativa EN12464-1) e testate di chiusura laterali con sistema Light Proof. Grado di protezione IP20.

Extruded aluminum profiles Bi-emission 78x110mm, for suspended installation, with linear LED sources and integrated electronic drivers 230/240V. Painted or anodized finish. Diffusing screens in opal or micro-prismatic polycarbonate, with controlled luminance (compliant with EN12464-1 standard) and closing heads with Light Proof system. IP20.

DISPONIBILE SUL NOSTRO SITO IL CONFIGURATORE DI SISTEMI CON METODO DRAG & DROP
Requisiti minimi richiesti schermo da 10 pollici

AVAILABLE ON OUR WEBSITE SYSTEM CONFIGURATOR WITH DRAG & DROP METHOD
Minimum requirements required 10 inches screenW

UK CONFORMITY ASSESSMENT E EUROPEAN CERTIFICATION / UK CONFORMITY ASSESST-MENT AND EUROPEAN CERTIFICATION

PRODOTTI COSTRUITI CON MATERIALE RECICLABILE / PRODUCTS MADE OF RECYCLABLE MATERIAL

GARANZIA DI 5 ANNI / 5-YEAR WARRANTY

TUNABLE WHITE / TUNABLE WHITE

VERSIONI BIEMISSIONE /BIEMISSION VERSION

Le versioni a luce diretta ed indiretta sono sempre predisposte per accensioni separate | Direct and indirect version are always prepared for indipendent ignition

DIFFUSORE OPAL / OPAL DIFFUSER

DIFFUSORE MICROPRISMATICO A LUMINANZA CONTROLLATA /
MICROPRISMATIC DIFFUSER CONTROLLED LUMINANCE
(CONFORME ALLA NORMATIVA EN 12464-1) / *(CONFORM TO STANDARD EN 12464-1)*

File può essere equipaggiato con un diffusore microprismatico in alternativa al diffusore standard opalino. Questa versione rende File ideale per ambienti di lavoro ove sia necessaria un bassa luminanza, una migliore distribuzione della luce ed un effetto anti riflesso.
A completare la collezione c'è la versione Tunable White che grazie alla sua dimmerazione permette di regolare l'intensità luminosa con il variare delle ore del giorno in perfetta sintonia con il ritmo circadiano, sincronizzandosi con il ciclo naturale del giorno e della notte.

LINEA LED RGB - RGB WHITE / RGB - RGBW LINEAR LED

FINITURE/FINISHINGS

01-BIANCO/ WHITE
02-NERO/ BLACK
27-ALLUMINIO ANODIZZATO/ ANODIZED ALUMINIUM
49-MOKA/ MOKA

FINITURE PREMIUM /PREMIUM FINISHINGS

81-ORO ROSA/ PINK GOLD
82-BRONZO/ BRONZE
83-OTTONE SATINATO / BRUSHED BRASS

KELVIN

2700°K
3000°K
4000°K

CURVE FOTOMETRICHE/*PHOTOMETRIC DATA*

FILE2H opal biemission LED

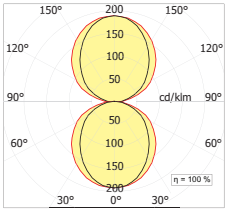

FILE2H micro biemission LED

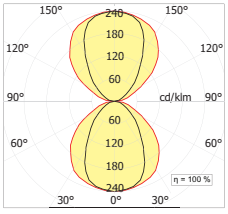



OPERA DULCIS - IMOLA (BO)
LIGHTING PROJECT FORMAT DESIGN STUDIO


Domino

FILE 2H

SOSPENSIONE
SUSPENSION



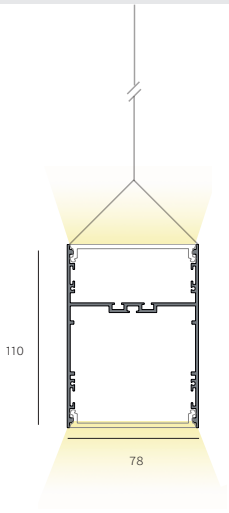

VERSIONI DISPONIBILI/AVAILABLE VERSION

● **KELVIN**

27 2700K
30 3000K
40 4000K
HC Horticulture
TW Tunable White Dali*

* Note: Disponibile per le seguenti misure: 1140, 1700, 2265mm.. Gli apparecchi con temperatura di colore variabile (Tunable White) vengono forniti comprensivi di alimentatore Dali | Available for the following sizes: 580, 1140, 1700, 2265mm.The devices with variable color temperature (Tunable White) are supplied with integrated Dali power supply.

● **DIFFUSORE/**DIFFUSER

P DIFFUSORE OPAL / OPAL DIFFUSER

X MICROPRISMATICO/MICROPRISMATIC *

* Diffusore microprismatico a luminanza controllata (conforme alla normativa EN 12464-1). Microprismatic diffuser controlled luminance (conform to standard EN 12464-1.

● **DIMMABLE (OPTIONAL)**

D Dali Touch & Dimm

SU RICHIESTA ON DEMAND

E Versione ad emergenza / Emergency version
D10 Dimmerabile 1-10V / Dimmable 1-10V
CA Sistema di controllo CASAMBI/ CASAMBI control system

/ ## FINITURA/FINISHING (PREMIUM AVAILABLE)

/01 bianco/white
/02 nero/black
/27 alluminio satinato/satined aluminium
/49 moka/moka

COMPOSIZIONE CODICE: xxx.x ●●●●/##
HOW TO CREATE THE CODE: **F1000.827SXD/01**

CODE
F1000.8 ● ● ● ●/## — finishing
base code | kelvin | beam | diffuser | dimmable

.misura indicare la misura necessaria in mm. / indicate the right measure in mm.

FILE 2H SOSPENSIONE BI-EMISSIONE
FILE 2H DOUBLE EMISSION SUSPENSION







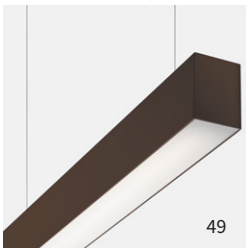

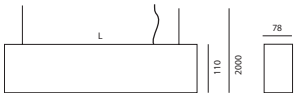

LED 24W/m		lm product 3000K/diffuser		
W	L.mm	with opal diffuser	with microprismatic	CODE
2x19,2	860	2548	3080	**F2H01.8 ● ● ●/##**
2x25,6	1140	3397	4107	**F2H02.8 ● ● ●/##**
2x32	1420	4247	5134	**F2H03.8 ● ● ●/##**
2x38,4	1700	5096	6161	**F2H04.8 ● ● ●/##**
2x44,8	1985	5945	7187	**F2H05.8 ● ● ●/##**
2x51,2	2265	6795	8214	**F2H06.8 ● ● ●/##**
2x57,6	2545	7644	9241	**F2H07.8 ● ● ●/##**
2x64	2825	8493	10268	**F2H08.8 ● ● ●/##**

ACCENSIONE DIRETTA E INDIRETTA INDIPENDENTI TRA LORO/ DIRECT AND INDIRECT LIGHT INDEPENDENT IGNITION



FILE 2H

PARETE
WALL

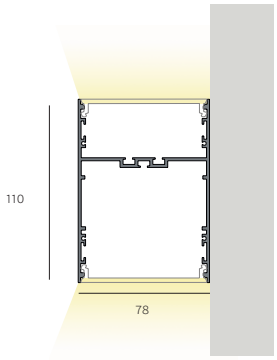

VERSIONI DISPONIBILI/AVAILABLE VERSION

● **KELVIN**

27 2700K
30 3000K
40 4000K
TW Tunable White Dali*

* Note: Disponibile per le seguenti misure: 1140, 1700, 2265mm.. Gli apparecchi con temperatura di colore variabile (Tunable White) vengono forniti comprensivi di alimentatore Dali | Available for the following sizes: 580, 1140, 1700, 2265mm.The devices with variable color temperature (Tunable White) are supplied with integrated Dali power supply.

● **DIFFUSORE/**DIFFUSER

P DIFFUSORE OPAL / OPAL DIFFUSER
X MICROPRISMATICO/MICROPRISMATIC *

* Diffusore microprismatico a luminanza controllata (conforme alla normativa EN 12464-1). Microprismatic diffuser controlled luminance (conform to standard EN 12464-1.

● **DIMMABLE (OPTIONAL)**

D Dali Touch & Dimm

SU RICHIESTA ON DEMAND

E Versione ad emergenza / Emergency version
D10 Dimmerabile 1-10V / Dimmable 1-10V
CA Sistema di controllo CASAMBI/ CASAMBI control system

/ ## FINITURA/FINISHING (PREMIUM AVAILABLE)

/01 bianco/white
/02 nero/black
/27 alluminio satinato/satined aluminium
/49 moka/moka

COMPOSIZIONE CODICE: xxx.x ●●●/##
HOW TO CREATE THE CODE: **F1000.827XD/01**

base code | kelvin | diffuser | dimmable | finishing

FILE 2H PARETE BI-EMISSIONE | FILE 2H DOUBLE EMISSION WALL

ACCENSIONE DIRETTA E INDIRETTA INDIPENDENTI TRA LORO/ DIRECT AND INDIRECT LIGHT INDEPENDENT IGNITION



L









LED 24W/m		lm product 3000K/diffuser		
W	L.mm	with opal diffuser	with microprismatic	CODE
2x19,2	860	2548	3080	**F2H11.8●●●/##**
2x25,6	1140	3397	4107	**F2H12.8●●●/##**
2x32	1420	4247	5134	**F2H13.8●●●/##**
2x38,4	1700	5096	6161	**F2H14.8●●●/##**
2x44,8	1985	5945	7187	**F2H15.8●●●/##**
2x51,2	2265	6795	8214	**F2H16.8●●●/##**
2x57,6	2545	7644	9241	**F2H17.8●●●/##**
2x64	2825	8493	10268	**F2H18.8●●●/##**



Studio Dentistico Associato "Via Grandi" – Italy
Project Arch. L. Gasparri – Lighting by format design studio
Photo: M. Flores

FILE 2H

SISTEMA SOSPENSIONE

SUSPENSION SYSTEM

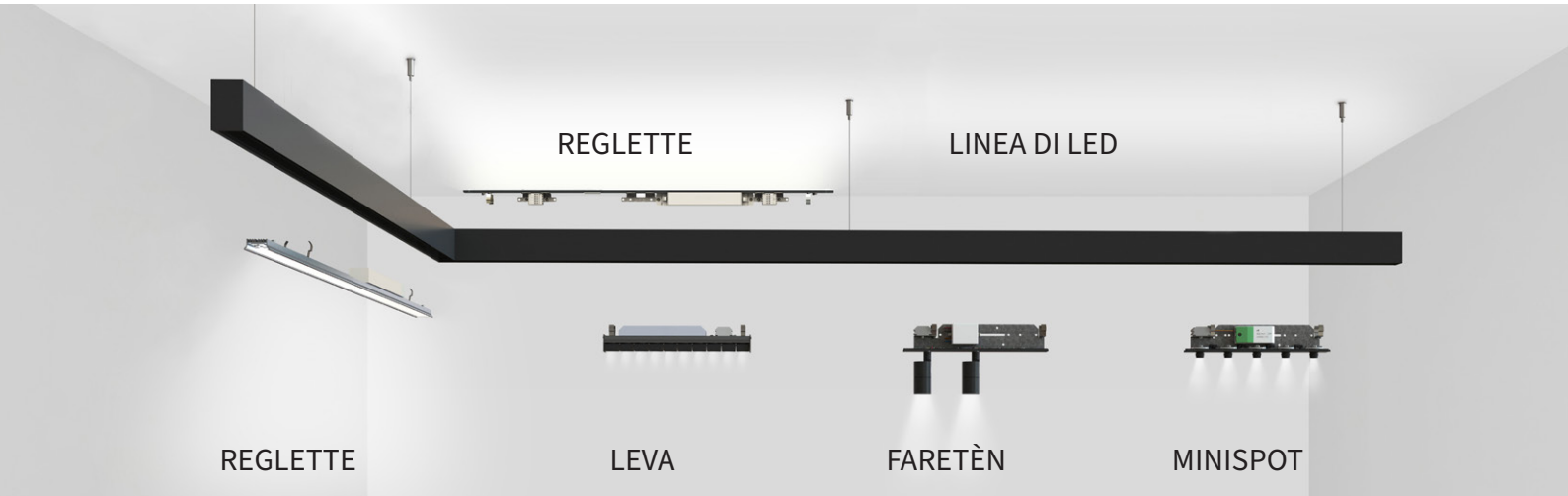

REGLETTE

LEVA

FARETÈN

MINISPOT

Elementi luminosi / Lighting elements p. 334

PROFILO SOSPENSIONE / SUSPENSION EMPTY PROFILE



Lmm	Kg	CODE
1000	2.00	**LT2520.1000/##**
2000	4.00	**LT2520.2000/##**
3000	6.00	**LT2520.3000/##**
------		**LT2520.misura/##**

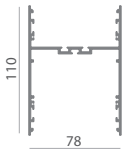

COPPIA DI TESTATE / COUPLE OF CLOSURE HEADS



KG	CODE
0,09	**LT2522/##**

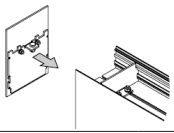

CAVI DI SOSPENSIONE IN ACCIAIO / STEEL SUSPENSION CABLE



Lmm	CODE
2000	**LT2519**
4000	**LT2519.4**

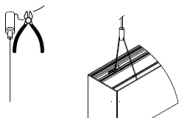

KIT ALIMENTAZIONE COMPLETO DI ROSONE / POWER CABLE KIT WITH CEILING CANOPY



Dim.	Kg	CODE L.2000mm	CODE L.4000mm
3X0,75	0.18	**LT2411/01**	**LT2411.4000/01**
4X0,75	0.26	**LT2412/01**	**LT2412.4000/01**
5X0,75	0.30	**LT2412.5/01**	**LT2412.5.4000/01**
7X0,75	0.30	**LT2412.7/01**	**LT2412.7.4000/01**
9X0,75	0.30	**LT2412.9/01**	**LT2412.9.4000/01**

GIUNTI LINEARI COPPIA / LINEAR CONNECTORS



CODE
LT2523

GIUNTI ANGOLARI COPPIA / ANGLE CONNECTOR COUPLE



CODE
LT2523.90

DIFFUSORE OPALINO/OPAL WHITE DIFFUSER



L.mm	Kg	CODE
1000	0.16	**LT2506P.1000**
2000	0.33	**LT2506P.2000**
3000	0.50	**LT2506P.3000**
------		**LT2506P.misura**

DIFFUSORE MICROPRISMATICO/** MICROPRISMATIC POLYCARBONATE**



L.mm	Kg	CODE
1000	0.16	**LT2506X.1000**
2000	0.33	**LT2506X.2000**
3000	0.50	**LT2506X.3000**
------		**LT2506X.misura**

** diffusore microprismatico a luminanza controllata (conforme normativa EN 12464-1) - controlled luminance microprismatic diffuser (conforms to standard EN 12464-1)

PIASTRA DI CHIUSURA IN ALLUMINIO / ALUMINIUM CLOSING COVER



Molle incluse/springs included	L.mm	CODE
n. 2	1000	**F26.1000/##**
n.3	2000	**F26.2000/##**
n.4	3000	**F26.3000/##**
	------	**F26.misura/##**

MOLLA PER PIASTRA CHIUSURA / SPRING FOR CLOSING COVER



CODE
F2.MLC

Una ogni 70 cm da ordinare solo in caso di tagli della piastra di chiusura | One every 70 cm. To be ordered in case of cut of the closing cover.

/ ## FINITURA/FINISHING

- **/01** bianco/white
- **/02** nero/black
- **/27** alluminio satinato /aluminium
- **/49** moka

/ ## FINITURA PREMIUM /PREMIUM FINISHING

- **/81** oro rosa shine/shine pink gold
- **/82** bronzo/ bronze
- **/83** ottone spazzolato/ brushed brass



ELEMENTI LUMINOSI /LIGHT ELEMENTS **P. 336**

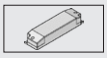

DRIVERS VEDI | SEE **P.447**

FILE 2H

SISTEMA PARETE

WALL SYSTEM



PROFILO PARETE / WALL PROFILE



Lmm	Kg	CODE
1000	2.00	**LTA520.1000/##**
2000	4.00	**LTA520.2000/##**
3000	6.00	**LTA520.3000/##**
------		**LTA520.misura/##**

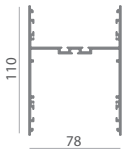

COPPIA DI TESTATE / COUPLE OF CLOSURE HEADS



KG	CODE
0,09	**LT2522/##**

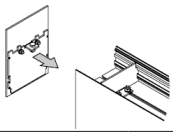

GIUNTI LINEARI COPPIA / LINEAR CONNECTORS



CODE
LT2523

GIUNTI ANGOLARI COPPIA / ANGLE CONNECTOR COUPLE



CODE
LT2523.90

DIFFUSORE OPALINO/OPAL WHITE DIFFUSER



L.mm	Kg	CODE
1000	0.16	**LT2506P.1000**
2000	0.33	**LT2506P.2000**
3000	0.50	**LT2506P.3000**
------		**LT2506P.misura**

DIFFUSORE MICROPRISMATICO/** MICROPRISMATIC POLYCARBONATE**



L.mm	Kg	CODE
1000	0.16	**LT2506X.1000**
2000	0.33	**LT2506X.2000**
3000	0.50	**LT2506X.3000**
------		**LT2506X.misura**

** diffusore microprismatico a luminanza controllata (conforme normativa EN 12464-1) - controlled luminance microprismatic diffuser (conforms to standard EN 12464-1)

PIASTRA DI CHIUSURA IN ALLUMINIO / ALUMINIUM CLOSING COVER



Molle incluse/springs included	L.mm	CODE
n. 2	1000	**F26.1000/##**
n.3	2000	**F26.2000/##**
n.4	3000	**F26.3000/##**
	------	**F26.misura/##**

MOLLA PER PIASTRA CHIUSURA / SPRING FOR CLOSING COVER



CODE
F2.MLC

Una ogni 70 cm da ordinare solo in caso di tagli della piastra di chiusura | One every 70 cm. To be ordered in case of cut of the closing cover.

/ ## FINITURA/FINISHING

- **/01** bianco/white
- **/02** nero/black
- **/27** alluminio satinato /aluminium
- **/49** moka

/ ## FINITURA PREMIUM /PREMIUM FINISHING

- **/81** oro rosa shine/shine pink gold
- **/82** bronzo/ bronze
- **/83** ottone spazzolato/ brushed brass

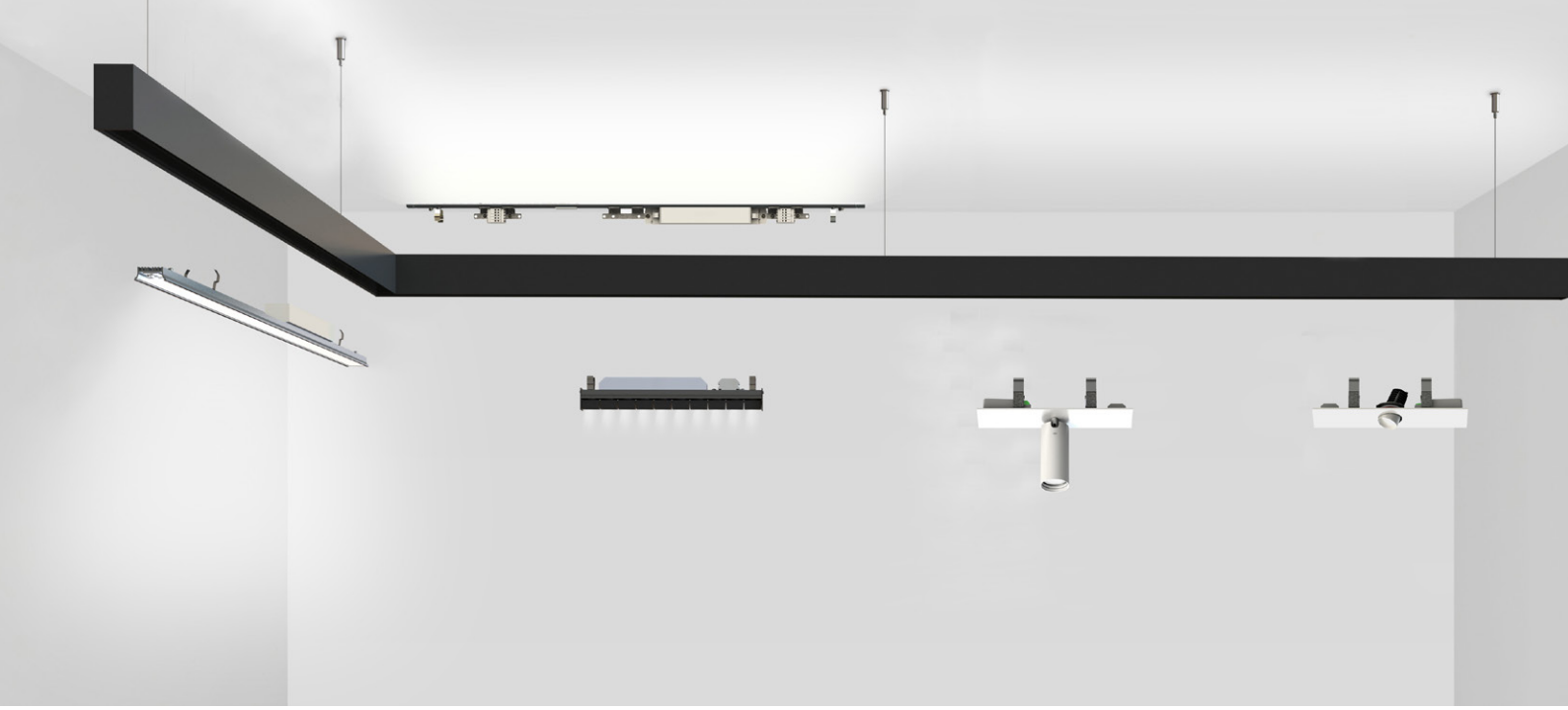

FILE 2H

ELEMENTI LUMINOSI *LIGHT ELEMENTS*

REGLETTE INDIRETTA LED 24W/m 24W/M LED BATTEN FOR INDIRECT LIGHT



Alimentatore incluso | Driver included

LED24W/m		lm product 3000K		
W	L.mm	with opal diffuser	with microprismatic	
12,8	560	914	1022	R182IM0.8**
19,2	840	1371	1533	R182IM1.8
25,6	1120	1828	2044	R182IM2.8
32	1400	2285	2555	R182IM3.8
38,4	1680	2742	3066	R182IM4.8
44,8	1985	3199	3576	R182IM5.8
51,2	2240	3656	4087	R182IM6.8

Gli apparecchi con temperatura di colore variabile (Tunable White) vengono forniti comprensivi di alimentatore DALI | Available for the following sizes: . The devices with variable color temperature (Tunable White) are supplied with integrated DALI power supply.

** Attenzione: non abbinare le reglette dimmerabili con codici R182M0.8#D alle altre reglette di misura superiore perché potrebbero avere un comportamento differente durante la dimmerazione.
** Attention: do not combine dimmable modules with codes R182M0.8#D with other larger modules because they might have different dimming results.

VERSIONI DISPONIBILI/AVAILABLE VERSION

● KELVIN	○ KELVIN
27 2700K	27 2700K
30 3000K	30 3000K
40 4000K	40 4000K

HC Horticulture

TW Tunable White Dali*

* Note: Disponibile per le seguenti misure: 580, 1140, 1700, 2265mm.. Gli apparecchi con temperatura di colore variabile (Tunable White) vengono forniti comprensivi di alimentatore Dali | Available for the following sizes: 580, 1140, 1700, 2265mm.The devices with variable color temperature (Tunable White) are supplied with integrated Dali power supply.

● **DIMMABLE (OPTIONAL)**

D Dali Touch & Dimm

COMPOSIZIONE CODICE: xxx.x ●●/##

HOW TO CREATE THE CODE: **F1000.827D/01**

CODE

F1000.8 ● ● /## — finishing

base code | kelvin | dimmable

REGLETTE LUCE DIRETTA LED 24W/m 24W/M LED BATTEN DIRECT LIGHT



Alimentatore incluso | Driver included

LED 24W/m		lm product 3000K		
W	L.mm	with opal diffuser	with microprismatic	
12,8	560	914	1022	R182M0.8** ●●
19,2	840	1371	1533	R182M1.8 ●●
25,6	1120	1828	2044	R182M2.8 ●●
32	1400	2285	2555	R182M3.8 ●●
38,4	1680	2742	3066	R182M4.8 ●●
44,8	1985	3199	3576	R182M5.8 ●●
51,2	2240	3656	4087	R182M6.8 ●●

** Attenzione: non abbinare le reglette dimmerabili con codici R182_M01D alle altre reglette di misura superiore perché potrebbero avere un comportamento differente durante la dimmerazione.
** Attention: do not combine dimmable modules with codes R182_M01D with other larger modules because they might have different dimming results.

REGLETTE DIRETTA LED 32W/m 32W/m LED BATTEN DIRECT LIGHT



Alimentatore incluso | Driver included

LED 32W/m		lm product 3000K		
W	L.mm	with opal diffuser	with microprismatic	CODE
18	560	1286	1438	R182H0.9** ○●
27	840	1930	2157	R182H1.9 ○●
36	1120	2573	2877	R182H2.9 ○●
45	1400	3216	3596	R182H3.9 ○●
54	1680	3859	4315	R182H4.9 ○●
63	1960	4502	5034	R182H5.9 ○●
72	2240	5146	5754	R182H6.9 ○●
81	2520	5789	6473	R182H7.9 ○●
90	2800	6432	7192	R182H8.9 ○●

○ 2700K non disponibile | 2700K not available

LINEA DI LUCE DA 5 METRI/ LED LINE 5 METERS ROLL



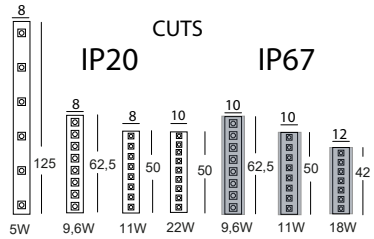

Strip led ad alta efficienza con biadesivo e supporto di larghezza 8-12 mm su bobina da 5 metri, da alimentare con driver stabilizzati in tensione da 24Vdc. Classe di isolamento III. | High efficiency strip led with biadhesive and support of 8-12 mm wide on 5 meters roll. To be fed with 24Vdc voltage-stabilized driver. Insulation class III.

Linea di luce Led IP20 24V

W/m	V	Led/m	lm/m		lm/W	CRI	IP	L.mm	CODE
5,5	24	60	270		49	80	20	5000	**ST05.○.5**
9,6	24	120	540		56	80	20	5000	**ST10.○.5**
11	24	180	1200		109	80	20	5000	**ST11.○.5**
22	24	168	3015		139	80	20	5000	**ST22.○.5**
13-13	24	80-80	2120-2230	2700-6500K	cut		20	5000	**ST22.TW.5**

Linea di luce Led IP67 24V

W/m	V	Led/m	lm/m	lm/W	CRI	IP	L.mm	CODE
9,6	24	120	540	56	80	67	5000	**ST10.○.5IP**
11	24	160	1660	151	80	67	5000	**ST15.○.5IP**
18	24	168	1964	109	80	67	5000	**ST20.○.5IP**

95W	24	60	270	120°	RGB + White 3000K	100	5000	**ST20.RGBW.5**
100W	24	120	540		RGB + White 2700K	100	5000	**ST19.RGBW.5IP**
100W	24	168	3015		RGB + White 2700K	100	5000	**ST19.RGBW.5**

DISSIPATORE DIRETTO PER STRIP LED/ DIRECT EMISSION HEATSINK FOR STRIP LED



molle incluse/ included springs	L.mm	CODE
n.2	1000	**LTC1.1000/27**
n.3	2000	**LTC1.2000/27**
n.3	3000	**LTC1.3000/27**
-----	-----	**LTC1.misura/27**

MOLLA SINGOLA PER DISSIPATORE/ SINGLE SPRING FOR HEATSINK



CODE

LTMC1.ML

1 ogni metro / 1 every meter

In caso di tagli ordinare altre molle / Should you need to cut on-site, please order more springs

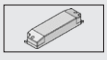

DRIVERS VEDI | SEE **P. 447**

PROFILE

TRACK SYSTEM
for
ELECTRIFIED TRACK



AVAILABLE PROJECTORS FAMILIES :

IRIDE track	SEMPLICE track	PHAR track	PRO-IN track	LEVA track
				

SCANSIONA I QR CODE PER ACCEDERE ALLE RELATIVE PAGINE WEB / *SCAN QR CODES TO VISIT WEB PAGES*

FOCUS 55 con driver a navetta	DIGI con driver a navetta	LEVA QUADRA con driver a navetta	MORE con driver a navetta
			

MODULO BINARIO EUROSTANDARD 230V MODULO BINARIO EUROSTANDARD 230V

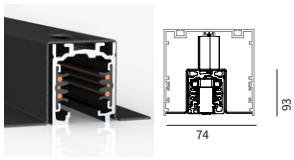

Lmm	Kg	CODE
1000	0.92	**LT25T.1000/##**
2000	1.83	**LT25T.2000/##**
3000	2.75	**LT25T.3000/##**

Da completare con gli accessori | Staffa di fissaggio al profilo compresa | To complete with accessories Fixing bracket included

TAPPO DI CHIUSURA END TRACK SYSTEM

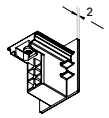

CODE
LT9033.1/##

GIUNTO LINEARE STRAIGHT CONNECTOR



CODE
LT9023.1/##

ALIMENTATORE DI TESTA DX END FEED RIGHT

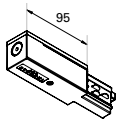

L.mm	CODE
95	**LT9020.1/##**

Possibilità di gestione separata di tre circuiti On/Off oppure di gestione tramite segnale digitale (DALI) | Arranged for ON/OFF separate three-circuit switch or management through digital signal (DALI)

ALIMENTATORE DI TESTA SX END FEED LEFT

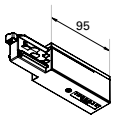

L.mm	CODE
95	**LT9021.1/##**

Possibilità di gestione separata di tre circuiti On/Off oppure di gestione tramite segnale digitale (DALI). | Arranged for ON/OFF separate three-circuit switch or management through digital signal (DALI).

ALIMENTATORE CENTRALE / MID FEED

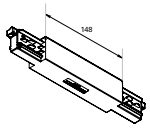

L.mm	CODE
148	**LT9022.1 /##**

Possibilità di gestione separata di tre circuiti On/Off oppure di gestione tramite segnale digitale (DALI)/ Arranged for ON/OFF separate three-circuit switch or management

GIUNTO "L" / "L" JOINT

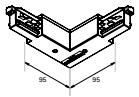

Dim.	L.mm	CODE
esterno / external	95x95	**LT9026.1 /##**
interno / internal	95x95	**LT9027.1 /##**

GIUNTO "T" / "T" JOINT

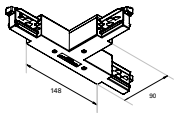

Dim.	L.mm	CODE
esterno dx / external right	148x90	**LT9028.1 /##**
esterno sx / external left	148x90	**LT9029.1 /##**
interno dx /internal right	148x90	**LT9030.1 /##**
interno sx / internal left	148x90	**LT9031.1 /##**

GIUNTO "X" / "X" JOINT

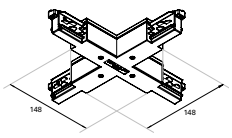

Dim.	CODE
148x148	**LT9032.1 /##**

PARATIA DIVISORIA SINGOLA MODULO/BINARIO/ INTERMEDIATE SINGLE HEAD FOR PRIFILE /TRACK MODULE



CODE
LTP.F2/01

/ ## FINITURA /FINISHING
/01 bianco/white
/02 nero/black


ACQUISTA PRODOTTI
DI STAGIONE
- contengono più vitamine
- sono più gustosi
- costano meno all ambiente e a te



FILE PRO

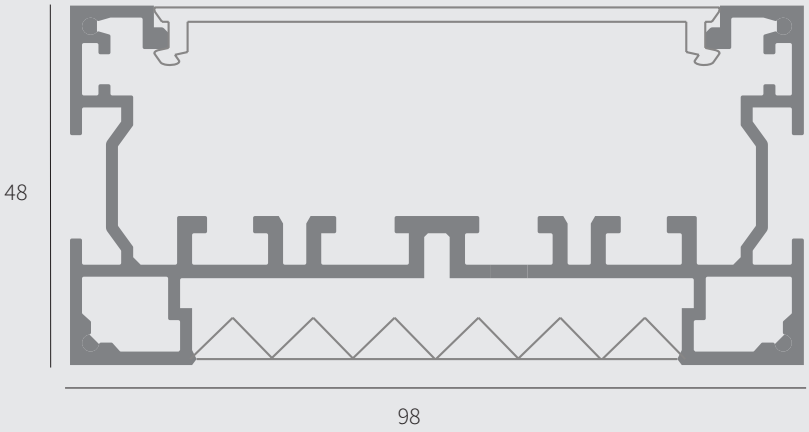

1:1

SEZIONE PROFILO/SECTION PROFILE

FILE PRO

Collezione di apparecchi illuminanti lineari in estruso di alluminio 98mmx48mm. Possibilità di installazione a binario trifase elettrificato 230V o a sospensione con cavi a regolazione micrometrica, completo di bilanciatore orizzontale del prodotto. Finitura verniciatura a polvere. Ottiche ad alta efficienza professionale in policarbonato con diverse aperture di fascio. Grado di protezione IP40.

Linear lighting fixtures, in extruded aluminum 98x48mm, for track system 3-phases 230V or suspensione Complete with steel suspension cables with micrometric adjuster to adjust the height and balance stabilizer to adjust the horizontality of the product Powder-coated finish. Screens made of polycarbonate. Are available optics with different beam openings. IP40 protection rating.

UK CONFORMITY ASSESSMENT E EUROPEAN CERTIFICATION /
UK CONFORMITY ASSESSTMENT AND EUROPEAN CERTIFICATION

PRODOTTI COSTRUITI CON MATERIALE RICICLABILE / PRODUCTS MADE OF RECYCLABLE MATERIAL

5 **GARANZIA DI 5 ANNI /** 5-YEAR WARRANTY

FINITURE/FINISHINGS

01-BIANCO/WHITE 02-NERO/BLACK 12-GRIGIO/ GREY

FINITURE PREMIUM /PREMIUM FINISHINGS

81-ORO ROSA/ PINK GOLD 82-BRONZO/ BRONZE 83-OTTONE SATINATO / BRUSHED BRASS

KELVIN

2700°K 3000°K 4000°K

CURVE FOTOMETRICHE/*PHOTOMETRIC DATA*

NR - LENS 30°


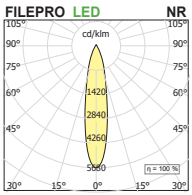

WI - LENS 60° UGR <19


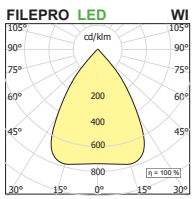

EW - LENS EXTRA WIDE 100°


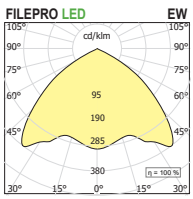

DF - LENS DIFFUSED


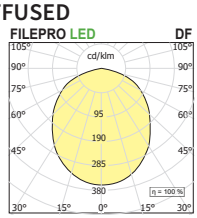

SA - LENS SINGLE ASYM


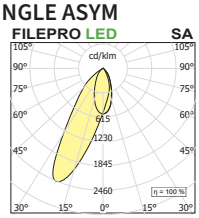

DA - LENS DOUBLE ASYM


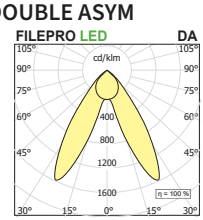

FILE PRO



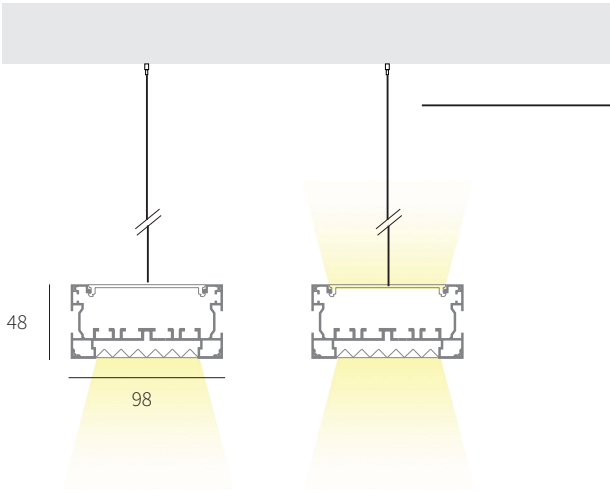

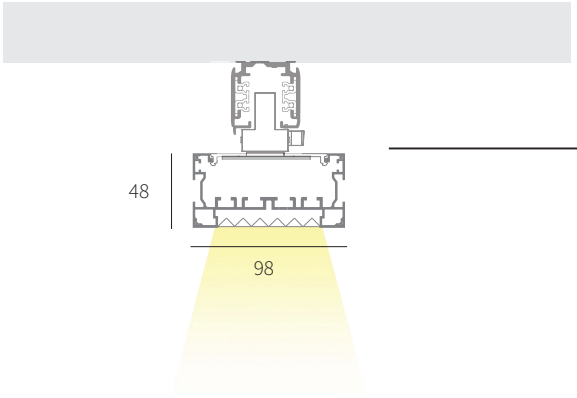

VERSIONI DISPONIBILI/AVAILABLE VERSION

● **KELVIN**

27	2700K
30	3000K
40	4000K

● **FASCIO/**BEAM

NR	Narrow 30°
WI	Wide 60° UGR<19
EW	Extra Wide 110°
DF	Diffused
SA	Single Asymmetric
DA	Double Asymmetric

● **DIMMABLE** (OPTIONAL)

D Dali Touch & Dimm

SU RICHIESTA ON DEMAND

E Versione ad emergenza / Emergency version

D10 Dimmerabile 1-10V / Dimmable 1-10V

CA Sistema di controllo CASAMBI / CASAMBI control system

luce indiretta su richiesta/ indirect light on demand

/ ## FINITURA / FINISHING

/01 bianco/white

/02 nero/black

/12 grigio/grey

FILE PRO SOSPENSIONE

SUSPENSION MOUNTED









LED			Lumen product 3000K/Beam						
W	L.mm	Kg	DF	EW	WI	NR	SA	DA	CODE
22			3052	3441	3677	3674	3485	3607	**FP001.9** /##
43,4	1150	4,3	6105	6882	7320	7348	6971	7215	**FP002.9** /##
64			8250	9300	9870	9930	9420	9750	**FP003.9** /##
28,7			3821	4308	4604	4600	4363	4516	**FP004.9** /##
57,4	1440	5,2	7644	8614	9165	9200	8728	9034	**FP005.9** /##
82			10330	11645	12358	12434	11795	12208	**FP006.9** /##
33,6			4580	5164	5518	5514	5230	5413	**FP007.9** /##
67,2	1726	5,4	9162	10328	10986	10971	10462	10828	**FP008.9** /##
96			12382	13958	14813	14903	14138	14633	**FP009.9** /##
56			7611	8581	9170	9162	8691	8995	**FP010.9** /##
112	2870	10	15225	17163	18255	18325	17385	17993	**FP011.9** /##
160			20574	23193	24614	24764	23492	24315	**FP012.9** /##

FILE PRO TRACK

TRACK MOUNTED









LED			lumen product 3000K/BEAM						
W	L.mm	Kg	DF	EW	WI	NR	SA	DA	CODE
11,2			1158	1756	1877	1875	1779	1841	**FP013.9** /##
21,4	582	3,2	3116	3513	3737	3751	3558	3683	**FP014.9** /##
32			4211	4747	5038	5069	4809	4977	**FP015.9** /##
22			3052	3441	3677	3674	3485	3607	**FP016.9** /##
43,4	1150	4,3	6105	6882	7320	7348	6971	7215	**FP017.9** /##
64			8250	9300	9870	9930	9420	9750	**FP018.9** /##
28,7			3821	4308	4604	4600	4363	4516	**FP019.9** /##
57,4	1440	5,2	7644	8614	9165	9200	8728	9034	**FP020.9** /##
82			10330	11645	12358	12434	11795	12208	**FP021.9** /##
33,6			4580	5164	5518	5514	5230	5413	**FP022.9** /##
67,2	1726	5,4	9162	10328	10986	10971	10462	10828	**FP023.9** /##
96			12382	13958	14813	14903	14138	14633	**FP024.9** /##

FILE PRO

SISTEMA
SYSTEM



COMPOSIZIONE CODICE: xxx.x ● ● ●/##
HOW TO CREATE THE CODE: **F1000.827SD/01**

CODE
F1000.8 ● ● ● **/##** — finishing
base code | kelvin | beam | dimmable

.misura sostituire con la misura necessaria in mm. / replace with the required measure in mm.

/## FINITURA/FINISHING

/01 bianco/white
/02 nero/black
/12 grigio/grey

PROFILO LUMINOSO COMPRESO DI OTTICA LIGHTING MODULES PROFILE, OPTIC INCLUDED



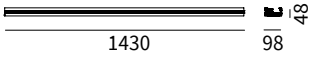

LED				Lumen product 3000K/Beam						
W	Dim.	L.mm	Kg	DF	EW	WI	NR	SA	DA	CODE
64	98x48	1144	4,1	8250	9300	9870	9930	9420	9750	**FP025.9 /##**
82	98x48	1430	4,7	10330	11645	12358	12434	11795	12208	**FP026.9 /##**
96	98x48	1716	5,2	12382	13958	14813	14903	14138	14633	**FP027.9 /##**
160	98x48	2860	8	20574	23193	24614	24764	23492	24315	**FP028.9 /##**

Finitura testurizzata | Embossed finishing

PROFILO VUOTO EMPTY PROFILE



CODE
FP029.misura /##

COPPIA TESTATE COUPLE OF HEAD



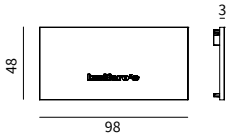

CODE
FP050/##

KIT CAVO D'ACCIAIO DI SOSPENSIONE KIT SUSPENSION STEEL CABLE



H	CODE
2000	**FP051.2000**
4000	**FP051.4000**

KIT ALIMENTAZIONE COMPLETO DI ROSONE BIANCO POWER CABLE KIT WITH CEILING WHITE CANOPY



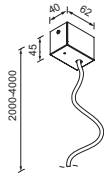

Dim.	Kg	CODE L. 2000 mm	CODE L.4000 mm
3X0,75	0.18	**LT2411/01**	**LT2411.4000/01**
4X0,75	0.26	**LT2412/01**	**LT2412.4000/01**
5X0,75	0.30	**LT2412.5/01**	**LT2412.5.4000/01**
7X0,75	0.30	**LT2412.7/01**	**LT2412.7.4000/01**
9X0,75	0.30	**LT2412.9/01**	**LT2412.9.4000/01**

COPPIA GIUNTI LINEARI LINEAR JOINTS COUPLE



CODE
FP052

COVER DI CHIUSURA VANO SUPERIORE UPPER SIDE COVER



L.mm	CODE
1000	**LT2506P.1000**
2000	**LT2506P.2000**
3000	**LT2506P.3000**
------	**LT2506P.misura**

KIT D'AGGANCIO LEVA QUADRA KIT TO USE AS FIXING POIN FOR LEVA QUADRA



CODE
FP055




FLIK FLOK

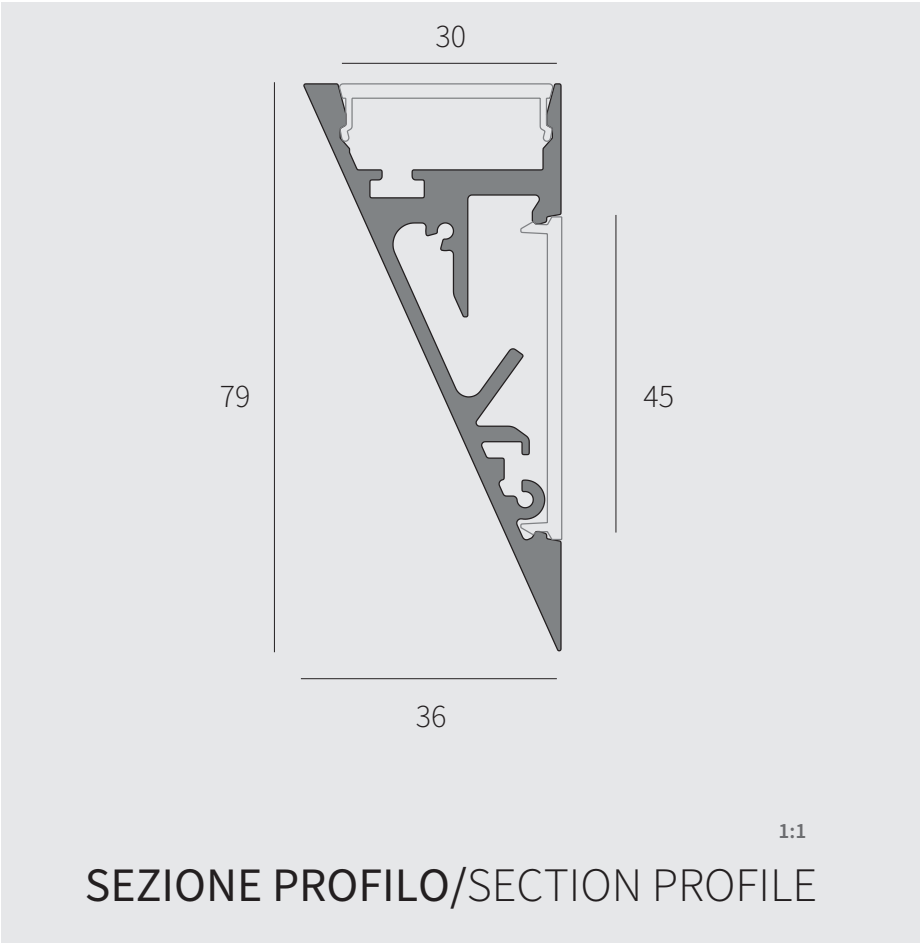

SEZIONE PROFILO/SECTION PROFILE

FLIK FLOK

Profilo in estruso di alluminio, a sezione triangolare 79x36mm, disponibile in moduli finiti precablati oppure a sistema per illuminazione diretta o indiretta, da completare con sorgenti LED e alimentatore elettronico da installare remoto. Doppia possibilità di emissione luminosa: lato corto emissione diffusa, lato lungo emissione diffusa + asimmetrica. I moduli a sistema vanno completati con testate di chiusura laterali con sistema Light Proof, schermi diffondenti in policarbonato opalino e staffe di fissaggio. Grado di protezione IP40. Disponibili in moduli finiti e sistema modulare.

Extruded aluminum profile, with a triangular section 79x36mm, available in pre-wired finished modules or as a system for direct or indirect lighting, to be completed with LED sources and electronic power supply to be installed remotely.
Double possibility of light emission: short side diffuse emission, long side diffuse emission + asymmetric. The system must be completed with end caps with Light Proof system, diffusing screens in opal polycarbonate and fixing brackets. IP40. Available default modules and modular system.

UK CONFORMITY ASSESSMENT E EUROPEAN CERTIFICATION / UK CONFORMITY ASSESSTMENT AND EUROPEAN CERTIFICATION

PRODOTTI COSTRUITI CON MATERIALE RECICLABILE / PRODUCTS MADE OF RECYCLABLE MATERIAL

5 **GARANZIA DI 5 ANNI /** 5-YEAR WARRANTY

LINEA LED RGB - RGB WHITE / RGB - RGBW LINEAR LED

FINITURE/FINISHINGS



01-BIANCO/WHITE



60-COR TEN

FINITURE PREMIUM /PREMIUM FINISHINGS



81-ORO ROSA/ ROSE GOLD



82-BRONZO/ BRONZE



83-OTTONE SATINATO / BRUSHED BRASS

KELVIN



2700°K



3000°K



4000°K

CURVE FOTOMETRICHE/*PHOTOMETRIC DATA*

FLIK LED

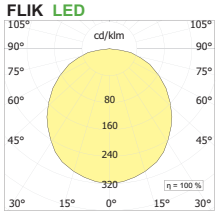

FLOK LED

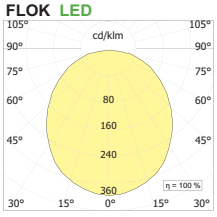

FLIK

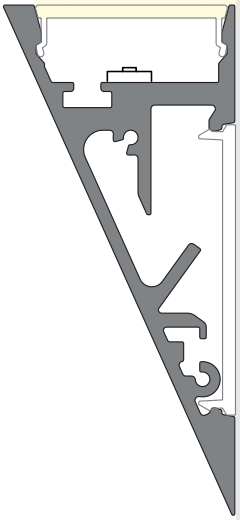

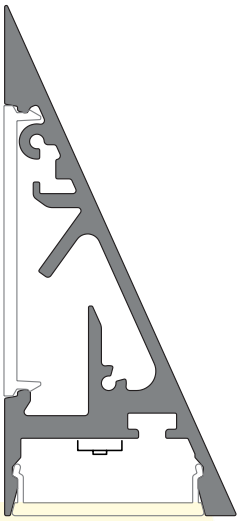

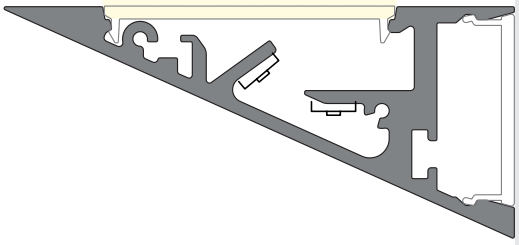

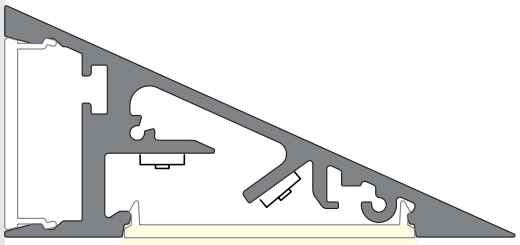

FLOK









Un solo profilo diverse possibilità di installazione - One profile, different installation possibilities





FLIK

SOSPENSIONE
SUSPENSION



VERSIONE LUCE MONOCOLORE/
ONE COLOR LIGHT VERSION



VERSIONE CON LUCE INTERNA RGB /
VERSION WITH RGB INTERIOR LIGHT

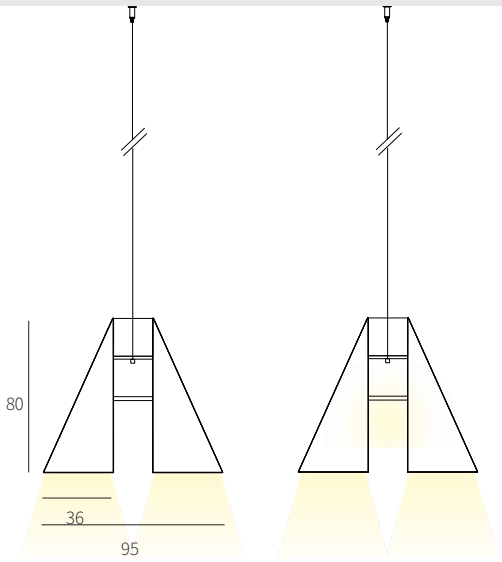

VERSIONI DISPONIBILI/AVAILABLE VERSION

○ KELVIN		● KELVIN	
27	2700K	27	2700K
30	3000K	30	3000K
40	4000K	40	4000K
		TW	TUNABLE WHITE
		RGBW	RGB WHITE

/ ## FINITURA/FINISHING

/01 bianco | white

/60 corten

/ ## FINITURA PREMIUM /PREMIUM FINISHING

/81 oro rosa shine/shine pink gold

/82 bronzo/ bronze

/83 ottone spazzolato/ brushed brass

/ ## FINITURA ROSONI /FINISHING CANOPY

/01 bianco/white

/02 nero/black

COMPOSIZIONE CODICE: xxx.x ● /##
HOW TO CREATE THE CODE: **F1000.827/01**

CODE

F1000.8 ● /## — finishing

base code | kelvin

FLIK SOSPENSIONE SUSPENSION

LUCE DIRETTA E DIFFUSA / DIRECT AND DIFFUSED LIGHT

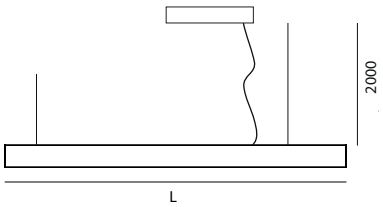





MONOEMISSIONE A LUCE DIRETTA E DIFFUSA /
MONO EMISSION DIRECT AND DIFFUSED LIGHT

Linea di luce - LED line

W	L.mm	lm prod 3000K	CODE
13,7	570	910	**FF43.8 ○ /##**
20,4	850	1357	**FF44.8 ○ /##**
27,1	1130	1800	**FF45.8 ○ /##**

Completo di rosone e alimentatore| Complete with canopy and driver

BIEMISSIONE A LUCE BIANCA DIRETTA E INDIRETTA /
DOUBLE EMISSION DIRECT AND INDIRECT WHITE MLIGHT

Linea di luce - LED line

W	W indirect	L.mm	lm prod 3000K	CODE
13,7 +	10	570	910	**FF53.8 ○ /##**
20,4 +	18	850	1357	**FF54.8 ○ /##**
27,1 +	23	1130	1800	**FF55.8 ○ /##**

Completo di rosone e alimentatore| Complete with canopy and driver

BIEMISSIONE A LUCE DIRETTA BIANCA E INDIRETTA RGB / DOUBLE EMISSION WHITE DIRECT AND RGB INDIRECT LIGHT

24V

Linea di luce - LED line

W	W RGB	L.mm	lm prod 3000K	CODE
13,7 +	8	570	910	**FF33.8 ● /##**
20,4 +	12	850	1357	**FF34.8 ● /##**
27,1 +	18	1130	1800	**FF35.8 ● /##**

Da completare con rosone e alimentatori| To be completed with canopy and drivers

ROSONE PER ALLOGGIAMENTO DRIVER CEILING CANOPY TO HOUSE THE DRIVER



42

Ø 271

Kg	H mm	ø mm	CODE
0.18	42	271	**LB421/##**

ROSONE CANOPY ROSE



CODE
FF00S2

ROSONE PER CARTONGESSO CANOPY FOR PLASTERDOARD CEILING





Kg	taglio /cut	ø mm	CODE
0.11	ø 80	90	**LB428/##**

DISPOSIZIONE ALIMENTATORI NEL ROSONE LB421 POWER SUPPLIES POSITIONING INTO THE CANOPY ROSE CEILING LB421

luce diretta/direct light
+
RGB

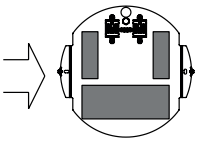

	nr.max
AE30.24V	1
AE.DIM.DALI.24V	1
AE100D.24V	1

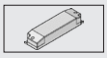

DRIVERS VEDI | SEE **P.447** 24V



FLIK FLOK

PARETE
WALL

FLIK

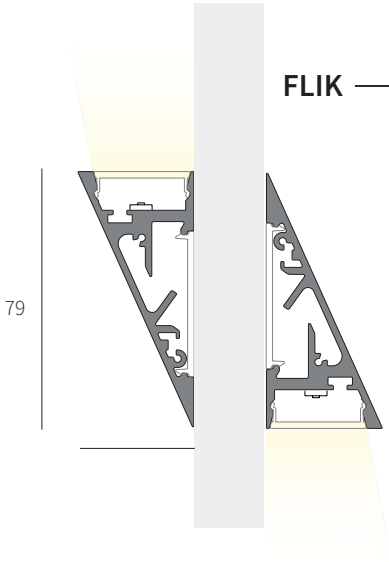

FLOK

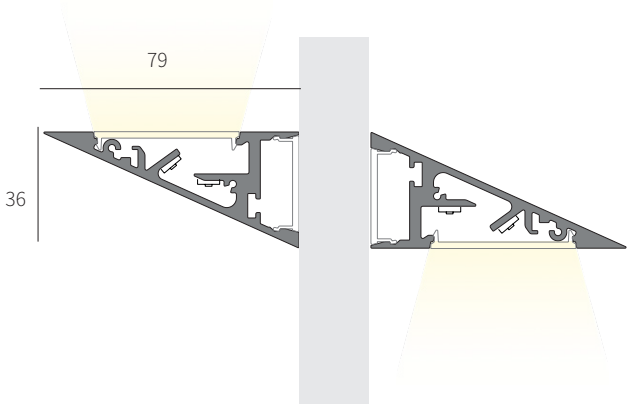

VERSIONI DISPONIBILI/AVAILABLE VERSION

● **KELVIN**
27 2700K
30 3000K
40 4000K

/ ## FINITURA/FINISHING

/01 bianco | white

/60 corten

/ ## FINITURA PREMIUM /PREMIUM FINISHING

/81 oro rosa shine/shine pink gold

/82 bronzo/ bronze

/83 ottone spazzolato/ brushed brass

COMPOSIZIONE CODICE: xxx.x ● /##
HOW TO CREATE THE CODE: **F1000.827/01**

CODE
F1000.8 ● /## — finishing
base code | kelvin

FLIK PARETE SOFFITTO | WALL CEILING

LUCE DIRETTA E DIFFUSA / DIRECT AND DIFFUSED LIGHT



L





Linea di luce - LED line

W	mA	L.mm	lm prod 3000K	CODE
6,4	700	290	332	**FF02.8 ● /##**
12,8	700	570	730	**FF03.8 ● /##**
19,2	700	850	1094	**FF04.8 ● /##**
25,6	700	1130	1459	**FF05.8 ● /##**

Da completare con alimentatore remoto | To be completed with remote driver

FLOK PARETE SOFFITTO | WALL CEILING

LUCE DIRETTA E DIFFUSA / DIRECT AND DIFFUSED LIGHT



L





Linea di luce - LED line

W	mA	L.mm	lm prod 3000K	CODE
6,4	700	290	332	**FF22.8 ● /##**
12,8	700	570	730	**FF23.8 ● /##**
19,2	700	850	1094	**FF24.8 ● /##**
25,6	700	1130	1459	**FF25.8 ● /##**

Da completare con alimentatore remoto | To be completed with remote driver

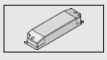

DRIVERS VEDI | SEE **P. 447** 700

FLIK FLOK

SISTEMA

SYSTEM

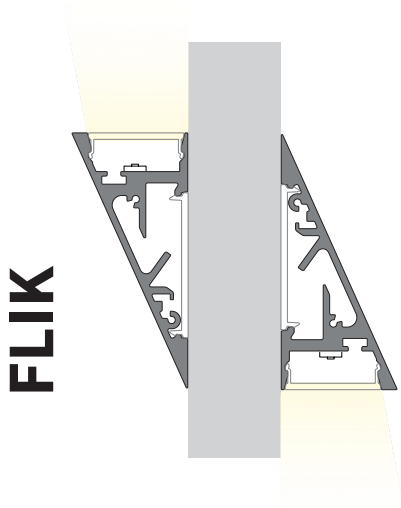

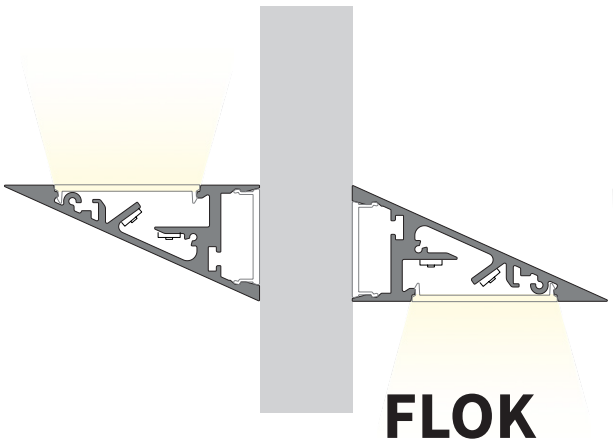

PROFILO+DIFFUSORE+STAFFA DI MONTAGGIO FLOK PROFILE+DIFFUSER +MOUNTING BRACKETS FLOK



CODE
FF0A.1000/##
FF0A.2000/##
FF0A.3000 /##
FF0A.misura /##

PROFILO+DIFFUSORE+STAFFA DI MONTAGGIO FLIK PROFILE+DIFFUSER +MOUNTING BRACKETS FLIK



CODE
FF0B.1000 /##
FF0B.2000/##
FF0B.3000/##
FF0B.misura/##

COPPIA TESTATE COUPLE OF CLOSURE HEADS



CODE
FFTP/##

COPPIA GIUNTI LINEARI STRAIGHT CONNECTORS COUPLE



CODE
LT2013

COPPIA GIUNTI ANGOLARI ANGLE CONNECTOR COUPLE

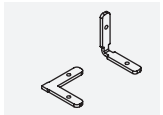

CODE
FFGA

/ ## FINITURA/FINISHING

/01 bianco | white

/60 corten

/ ## FINITURA PREMIUM /PREMIUM FINISHING

/81 oro rosa shine/shine pink gold

/82 bronzo/ bronze

/83 ottone spazzolato/ brushed brass



ELEMENTI LUMINOSI /LIGHT ELEMENTS **P.360**

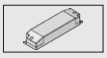

DRIVERS VEDI | SEE **P.447** 24V

FLIK FLOK

ELEMENTI LUMINOSI
LIGHT ELEMENTS

REGLETTE LED RESINATE PER ESTERNI IP65 19W/M/ RESINED BATTEN IP65



Llinea di luce - Led line

W 19W/M LED	L.mm	lm prod	CODE
9,5	510	840	**FF11**
1x19	1010	1680	**FF12**
1x28,5	1510	2520	**FF13**
1x38	2010	3360	**FF14**

LINEA DI LUCE DA 5 METRI/ LED LINE 5 METERS ROLL



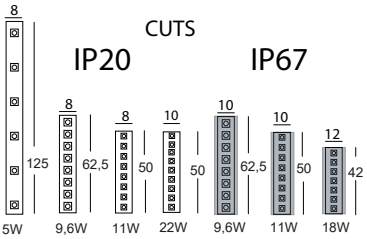

Strip led ad alta efficienza con biadesivo e supporto di larghezza 8-12 mm su bobina da 5 metri, da alimentare con driver stabilizzati in tensione da 24Vdc. Classe di isolamento III. | High efficiency strip led with biadhesive and support of 8-12 mm wide on 5 meters roll. To be fed with 24Vdc voltage-stabilized driver. Insulation class III.

Linea di luce Led IP20 24V

W/m	V	Led/m	lm/m		lm/W	CRI	IP	L.mm	CODE
5,5	24	60	270		49	80	20	5000	**ST05.○.5**
9,6	24	120	540		56	80	20	5000	**ST10.○.5**
11	24	180	1200		109	80	20	5000	**ST11.○.5**
22	24	168	3015		139	80	20	5000	**ST22.○.5**
13+13	24	80+80	2120+2230	2700-6500K	cut 50mm		20	5000	**ST22.TW.5**

Linea di luce Led IP67 24V

W/m	V	Led/m	lm/m	lm/W	CRI	IP	L.mm	CODE
9,6	24	120	540	56	80	67	5000	**ST10.○.5IP**
11	24	160	1660	151	80	67	5000	**ST15.○.5IP**
18	24	168	1964	109	80	67	5000	**ST20.○.5IP**

Linea di luce RGB - RGBW 24V

W/m	V	Led/m	lm/m	Beam	Type	CUT	L.mm	CODE
95W	24	60	270	120°	RGB + White 3000K	100	5000	**ST20.RGBW.5**
100W	24	120	540		RGB + White 2700K	100	5000	**ST19.RGBW.5IP**
100W	24	168	3015		RGB + White 2700K	100	5000	**ST19.RGBW.5**

VERSIONI DISPONIBILI/AVAILABLE VERSION

○ KELVIN
27 2700K
30 3000K
40 4000K

COMPOSIZIONE CODICE: xxx.x ○ /##
HOW TO CREATE THE CODE: **F1000.827/01**

CODE
F1000.8 ○ **/##** — finishing
base code | kelvin



VERSIONE LUCE MONOCOLORE/
ONE COLOR LIGHT VERSION



VERSIONE CON LUCE INTERNA RGB /
VERSION WITH RGB INTERIOR LIGHT





PROJECT APARTMENT G+S CERIGNOLA (FG)
PROJECT STUDIO ARCHILAB DI FRANCESCO CLORI
PHOTO GAETANO BARILE



GUIDE



Private Apartment



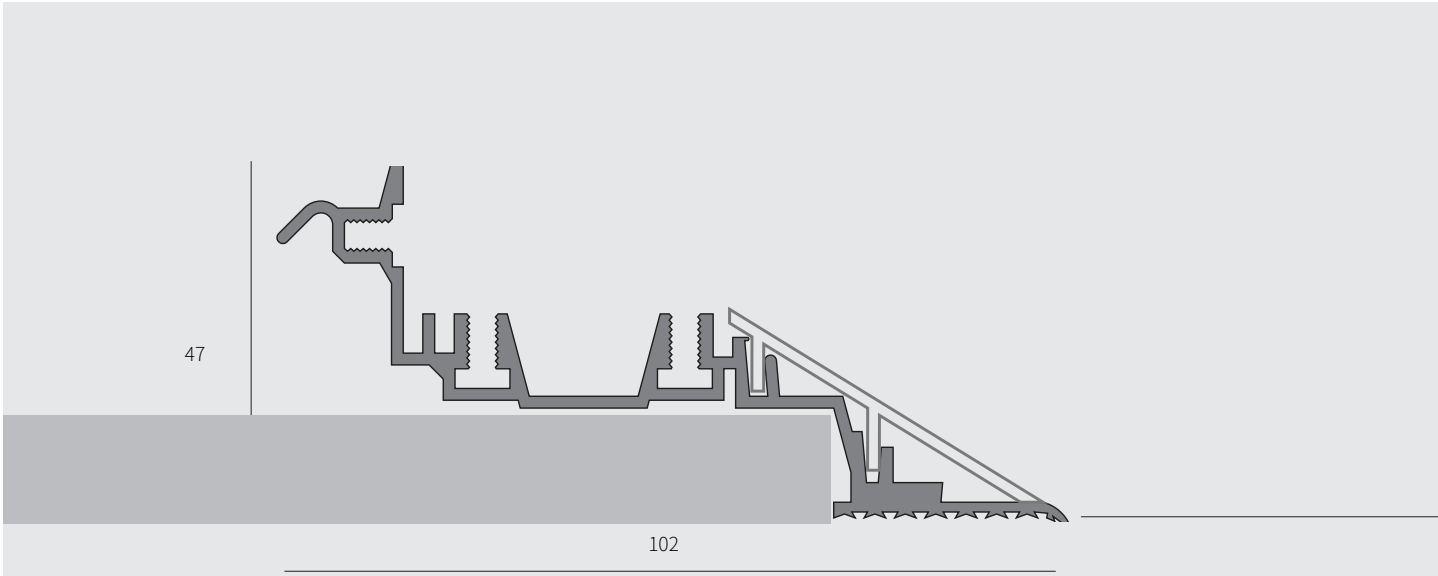

SEZIONE PROFILO/SECTION *PROFILE*

GUIDE

Sistema modulare da incasso trimless per realizzare tagli di larghezza 138mm o 68 mm in controsoffitti e contropareti di cartongesso rettilinei, a “L”, quadrati o rettangolari.
Composto da coppie di profili in estruso di alluminio lineari 100 x 45mm, angolari a 90° e di testata. Per consentire la massima fruibilità i profili sono disponibili in lunghezze predefinite, componibili su cantiere nelle dimensioni desiderate. Completano il sistema sorgenti lineari, per illuminazione ed indiretta, e proiettori orientabili a doppio braccio LED.
Disponibile, come accessorio, un canale di copertura in metallo verniciato fornito in lastre stese preforate per una rapida sagomatura in cantiere.

Modular trimless recessed system ideal to realizing cuts of 138mm or 68mm width in rectilinear, L-shaped, square or rectangular shape to be installed into plasterboard. It consists in pairs of extruded aluminum linear profiles 100x45mm, 90 ° angles and closing heads. In order to allow maximum usability, the profiles are available in predefined lengths, which can be assembled on site in the desired dimensions. Linear sources for direct and indirect lighting and adjustable double-arm LED projectors complete the system. A painted metal cover channel is available as an accessory and is supplied in pre-drilled flat sheets for an easy and quick shaping on site.

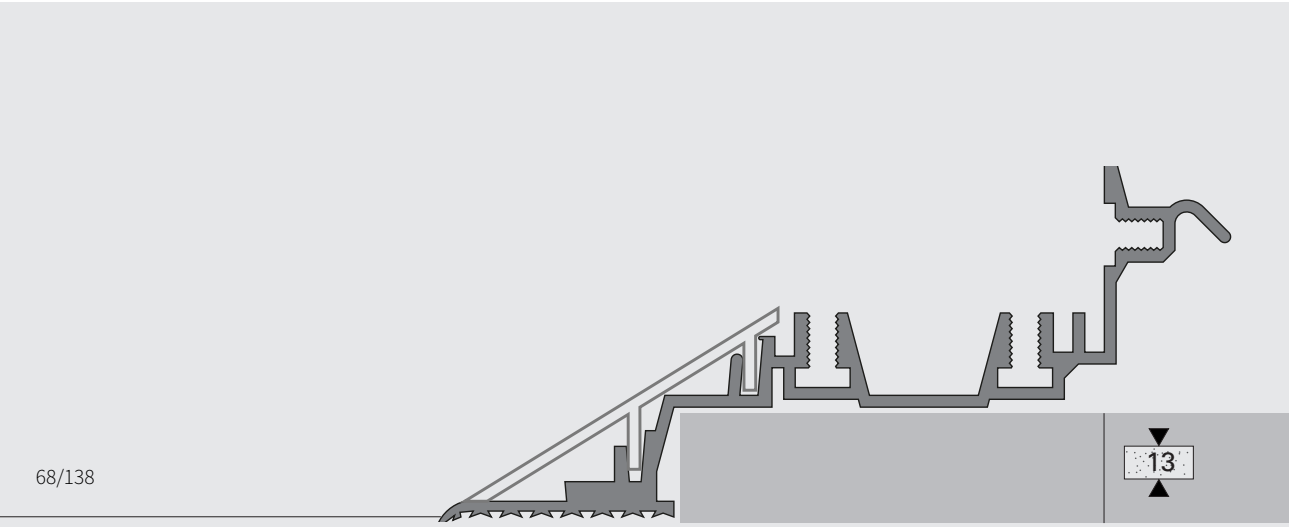

UK CONFORMITY ASSESSMENT E EUROPEAN CERTIFICATION /
UK CONFORMITY ASSESSTMENT AND EUROPEAN CERTIFICATION

PRODOTTI COSTRUITI CON MATERIALE RECICLABILE / PRODUCTS MADE OF RECYCLABLE MATERIAL

5 **GARANZIA DI 5 ANNI /** 5-YEAR WARRANTY

VERSIONE HORTICULTURE/AVAILABLE HORTICULTURE VERSION

Lucifero's dà la possibilità di equipaggiare le lampade con spettri di luce che stimolano la fotosintesi delle piante anche in assenza di luce naturale. La presenza delle piante conferisce agli ambienti un'atmosfera di qualità: i rumori vengono attutiti, l'aria viene ossigenata e la concentrazione aumenta. Le piante hanno effetti benefici anche a livello psicologico attenuando lo stress e aumentando la produttività lavorativa. / Lucifero's gives the possibility to equip the lamps with light spectrums that stimulate the photosynthesis of plants even in the absence of natural light. The presence of plants gives the rooms a quality atmosphere: noises are muffled, the air is oxygenated and concentration increases. Plants also have beneficial effects on a psychological level by reducing stress and increasing work productivity.

TUNABLE WHITE / TUNABLE WHITE

La versione Tunable White, grazie alla sua dimmerazione, permette di regolare l'intensità luminosa con il variare delle ore del giorno in perfetta sintonia con il ritmo circadiano. / The Tunable White version, thanks to its dimming, allows you to adjust the light intensity as the hours of the day vary in perfect harmony with the circadian rhythm.

DIFFUSORE OPAL / OPAL DIFFUSER

FINITURE/FINISHINGS

01 - BIANCO / WHITE

02 - NERO / BLACK

FINITURE PREMIUM /PREMIUM FINISHINGS

81-ORO ROSA/ PINK GOLD

82-BRONZO/ BRONZE

83-OTTONE SATINATO / BRUSHED BRASS

CURVE FOTOMETRICHE/*PHOTOMETRIC DATA*

FOCUS

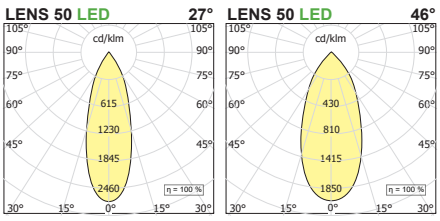

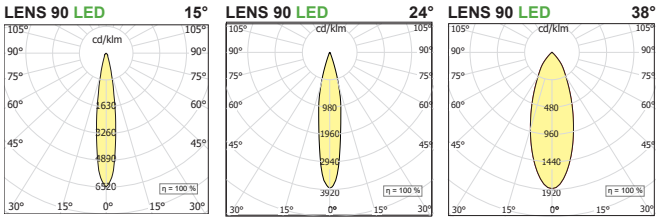



GUIDE
SISTEMA / *SYSTEM*



WITH FILE 2



GUIDE
SISTEMA INCASSO RASATO
TRIMLESS RECESSED-SYSTEM

PROFILI RETTILINEI COPPIA / COUPLE OF ALUMINIUM PROFILE

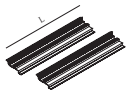

L.mm	CODE
500	**LT2016**
1000	**LT2017**
1500	**LT2018**
2000	**LT2019**
3000	**LT2020**
-------	**LT20.misura**



Completi di giunti lineari | linear joint included Accessori non obbligatori. Necessari in caso di tagli in cantiere | Accessories not required. necessary in case of cuts on site. - Accesorios no necesarios

TESTATA TELAIO COPPIA / COUPLE OF HEAD-FRAMES



taglio/cut.	CODE
138	**LT2010**
68	**LT2010.68**



Una coppia di testate unite insieme formano una porzione di taglio da 500 mm | A couple of head-frame together is for a cut of 500 mm

ANGOLO ESTERNO / EXTERIOR ANGLE



taglio/cut.	L mm	CODE
138	180	**LT2012**
68	250	**LT2012.68**



Completi di giunti lineari | linear joint included

ANGOLO INTERNO 68/138 MM / INTERIOR ANGLE 68/138 mm



CODE
LT2011



Completi di giunti lineari | linear joint included

PIANO INCLINATO 30° COPPIA PER PROFILI RETTILINEI / COUPLE OF PROFILES FOR SMOOTH INCLINED PLANE 30°



L mm	CODE
1000	**LT20PL.1000/##**
1500	**LT20PL.1500/##**
2000	**LT20PL.2000/##**
3000	**LT20PL.3000/##**
500	**LT20PL.500/##**
------	**LT20PL.misura/##**



PIANO INCLINATO 30° PER ANGOLO ESTERNO / 30° SMOOTH INCLINED PLANE FOR EXTRIOR ANGLE



taglio/cut	L mm	CODE
138	500	**LT2012PL/##**
68	500	**LT2012.68PL/##**

PIANO INCLINATO COPPIA PER TESTATA / INCLINED PLANES FOR HEAD-FRAMES

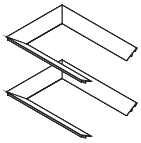

taglio/cut	L mm	CODE
138	500	**LT2010PL/##**
68	500	**LT2010.68PL/##**

PIANO INCLINATO 30° PER ANGOLO INTERNO / 30° SMOOTH INCLINED PLANE FOR INTERIOR ANGLE



taglio/ Cut	CODE
68/138	**LT2011PL / ##**

VERSIONI DISPONIBILI/AVAILABLE VERSION

/ ## FINITURA/FINISHING

/01 bianco | white

/02 nero | black

COMPOSIZIONE CODICE: xxx.x /##

HOW TO CREATE THE CODE: **F1000/01**

CODE

F1000 **/##** — finishing

base code

.misura sostituire con la misura necessaria in mm. / replace with the required measure in mm.



ELEMENTI LUMINOSI /LIGHT ELEMENTS **P.374**

GIUNTI LINEARI COPPIA / STRAIGHT CONNECTOR COUPLE



CODE
LT2013

Accessorio non obbligatorio. Necessario in caso di tagli in cantiere | Accessories not required. necessary in case of cuts on site.

GIUNTI D'ANGOLO COPPIA / ANGLE CONNECTOR COUPLE

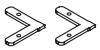

CODE
LT2014

Accessorio non obbligatorio. Necessario in caso di tagli in cantiere | Accessories not required. Necessary in case of cuts on site.

CANALE DI COPERTURA / METAL BOX COVER

13

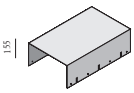

Dim.	L.mm	CODE
138 x	300	**LT2031/##**
138 x	500	**LT2032/##**
138 x	700	**LT2033/##**
138 x	1000	**LT2034/##**
138 x	1200	**LT2035/##**
68 x	300	**LT2031.68/##**
68 x	500	**LT2032.68/##**
68 x	700	**LT2033.68/##**
68 x	1000	**LT2034.68/##**
68 x	1200	**LT2035.68/##**

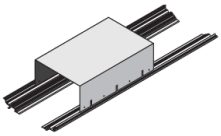

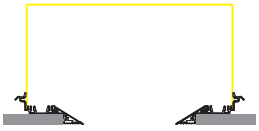

Nella composizione dei canali considerare 100 mm in più per entrambe le estremità rispetto alla lunghezza di taglio che si vuole ottenere nel cartongesso (es. taglio da 1000 mm, canale da 1200mm) | For a perfect installation of the channel need to consider 100mm more fot both side than the cut in the plasterboard (i.e. cut 1000 mm, channel 1200mm) | En la composiciòn de los canales es necesario considerar 100 mm màs para los dos lados del canal respecto al corte que de desea obtener en el cartòn (ej. corte 1000 mm, canal 1200 mm)

GUIDE SISTEMA CANALE D'ANGOLO / METAL BOX ANGLE COVER

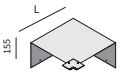

L. mm	taglio/cut.	CODE
307	138	**LT2038/##**
237	68	**LT2038.68/##**

COPPIA TESTATE CANALE / COUPLE OF HEAD-METAL BOX COVER HEAD CLOSURE

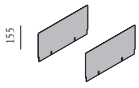

taglio/cut	CODE
138	**LT2036/##**
68	**LT2036.68/##**

VERSIONI DISPONIBILI/AVAILABLE VERSION

/ ## FINITURA/FINISHING

/01 bianco | white

/02 nero | black

COMPOSIZIONE CODICE: xxx.x /##

HOW TO CREATE THE CODE: **F1000/01**

CODE

F1000 **/##** — finishing

base code

.misura sostituire con la misura necessaria in mm. / replace with the required measure in mm.

ELEMENTI LUMINOSI /LIGHT ELEMENTS **P.374**



Bottega d'interni
Falegnameria San Benedetto Del Tronto
Project arch. Domenico Sfirro – Grottammare



GUIDE

ELEMENTI LUMINOSI
LIGHT ELEMENTS

VERSIONI DISPONIBILI/AVAILABLE VERSION

● **KELVIN**

27	2700K
30	3000K
40	4000K
HC	Horticulture
TW	Tunable White Dali*

● **FASCIO/**BEAM		○ **FASCIO/**BEAM	
S	Spot		
F	Flood	**F**	Flood
W	Wide	**W**	Wide

Gradi visibili in tabella / See grades in table

/ ## FINITURA/FINISHING

/01 bianco/white

/02 nero/black

/ ## FINITURA PREMIUM /PREMIUM FINISHING

/81 oro rosa shine/shine pink gold

/82 bronzo/ bronze

/83 ottone spazzolato/ brushed brass

COMPOSIZIONE CODICE: xxx.x ●●/##

HOW TO CREATE THE CODE: **F1000.827D/01**

CODE

F1000.8 ● ● **/##** — finishing

base code | kelvin | dimmable

PROIETTORI - PROJECTORS
SPOT FOCUS 55

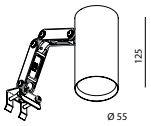


01


02

LED					lm product/beam 3000K		
W	mA	A	ø	H	F27°	W46°	CODE
12	350		55	125	1285	1289	**GU003.9 ● ○ /##**
18	500		55	125	1575	1579	

GU10 LED			
W	ø mm	H	CODE
1x max 50	55	125	**GU002/##**

Accessori - Accessories: L055S#: Anello ø55 + lente / lens with ring ø55

SPOT FOCUS 90
INSTALLABILE SOLO SU TAGLIO DA 138 / FITTING ONLY ON THE CUT MM138 WIDE

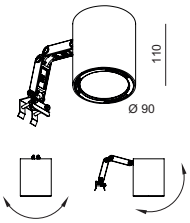


01


02

LED						lm product/beam 3000K			
W	mA	A	ø	H	Kg	S15°	F24°	W38°	CODE
17	500		90	110	0,94	1930	1827	1905	**GU005.9 ● ● /##**
24,3	700		90	110	0,94	2468	2356	2430	
32	900		90	110	0.94	3006	2885	2955	**GU006.9 ● ● /##**

Accessori - Accessories: L085S#: Anello ø85 + lente / lens with ring ø85

MOVIMENTI DEL PROIETTORE / PROJECTORS MOVEMENTS

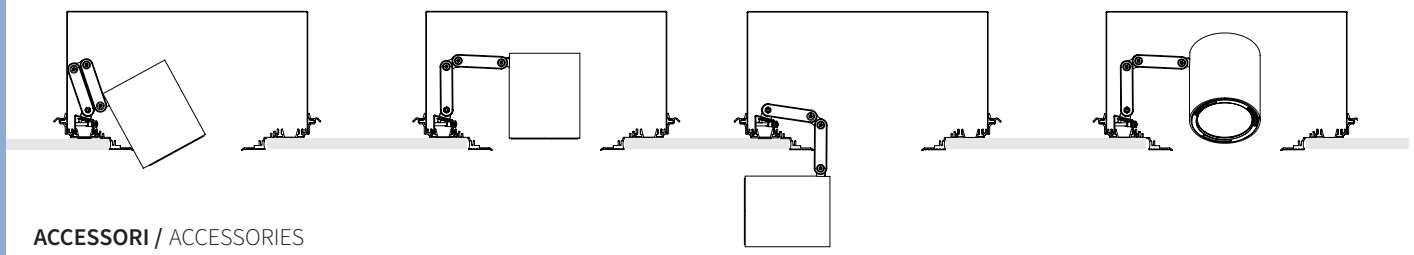

ACCESSORI / ACCESSORIES
LENTI CON ANELLO / LENSES WITH RING



	ø	Kg	CODE
LENTE SATINATA / SATINED LENS	55	0,01	**L055S.A/ ##**
LENTE ELISSOIDALE / ELIPSOID LENS	55	0,01	**L055E.A/ ##**
LENTE ASIMMETRICA / ASYMMETRIC LENS	55	0,01	**L055A.A/ ##**
FILTRO NIDO D'APE / HONEY COMB LOUVER	55	0,01	**L055R.A/ ##**

	ø	Kg	CODE
LENTE SATINATA / SATINED LENS	85	0,02	**L085S.A /##**
LENTE ELISSOIDALE / ELIPSOID LENS	85	0,02	**L085E.A/ ##**
LENTE ASIMMETRICA / ASYMMETRIC LENS	85	0,02	**L085A.A/ ##**
FILTRO NIDO D'APE / HONEY COMB LOUVER	85	0,02	**L085R.A/ ##**

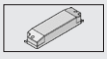

DRIVERS VEDI | SEE **P.447**

GUIDE

È possibile integrare nel canale Guide i moduli finiti soffitto delle collezioni MICROFILE - MINIFILE - FILE2 grazie alle staffe appositamente studiate. It is possible to equipped the Guide profile with the default module of the collection MICROFILE - MINIFILE - FILE 2 ceiling version thanks to the appropriate accessories.

MICROFILE SU GUIDE 68



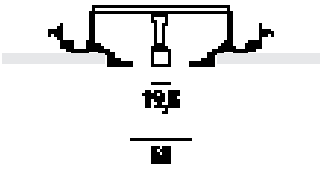

Per Microfile soffitto vedere apposita sezione del catalogo.
For Microfile ceiling see the appropriate section of the catalogue.

DISTANZIALE E STAFFA MICROFILE SPACER AND BRACKET MICROFILE





CODE
GU896



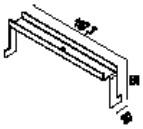

CODE
GU897

MINIFILE SU GUIDE 68



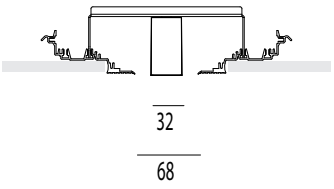

Per Minifile soffitto vedere apposita sezione del catalogo.
For Minifile ceiling see the appropriate section of the catalogue.

STAFFA MINIFILE BRACKET MINIFILE



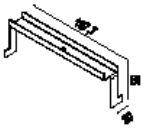

CODE
GU897

FILE 2 SU GUIDE 138



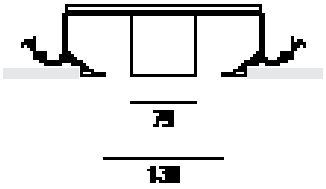

Per File 2 soffitto vedere apposita sezione del catalogo.
For File 2 ceiling see the appropriate section of the catalogue.

STAFFA FILE 2 BRACKET FILE 2



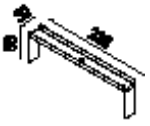

CODE
GU899







PRO EDGE

NEW

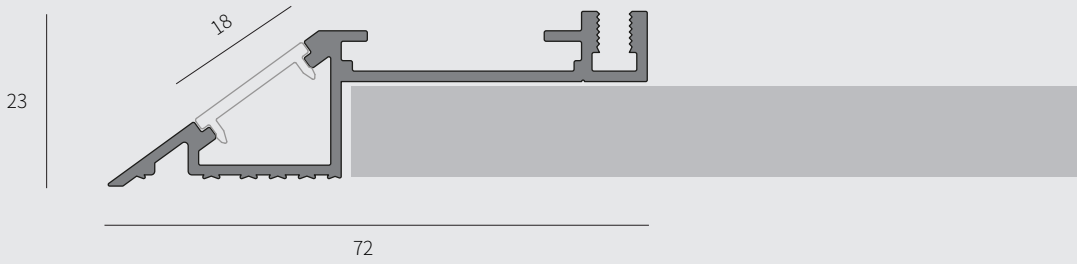

SEZIONE PROFILO/SECTION *PROFILE*

PRO EDGE **NEW**

Sistema modulare da incasso, rasato senza cornice, per realizzare tagli di larghezza 140 o 70 mm in controsoffitti e contropareti di cartongesso rettilinei, a “L”, quadrati o rettangolari.
Composto da profili in estruso di alluminio lineari 100 x 45mm, angolari a 90° e di testata. Per consentire la massima fruibilità i profili sono disponibili in lunghezze predefinite, componibili su cantiere nelle dimensioni desiderate. Completano il sistema sorgenti lineari, per illuminazione ed indiretta, e proiettori orientabili a doppio braccio LED.
Pro Edge può creare canali di luce o fornire un’illuminazione perimetrale a seconda della tipologia di installazione.

Modular trimless recessed system ideal to realizing cuts of 138mm or 68mm width in rectilinear, L-shaped, square or rectangular shape to be installed into plasterboard. It consists in pairs of extruded aluminum linear profiles 100x45mm, 90 ° angles and closing heads. In order to allow maximum usability, the profiles are available in predefined lengths, which can be assembled on site in the desired dimensions. Linear sources for direct and indirect lighting and adjustable double-arm LED projectors complete the system. A painted metal cover channel is available as an accessory and is supplied in pre-drilled flat sheets for an easy and quick shaping on site

UK CONFORMITY ASSESSMENT E EUROPEAN CERTIFICATION /
UK CONFORMITY ASSESSTMENT AND EUROPEAN CERTIFICATION

PRODOTTI COSTRUITI CON MATERIALE RECICLABILE / PRODUCTS MADE OF RECYCLABLE MATERIAL

5 **GARANZIA DI 5 ANNI /** 5-YEAR WARRANTY

VERSIONE HORTICULTURE/AVAILABLE HORTICULTURE VERSION

Lucifero's dà la possibilità di equipaggiare le lampade con spettri di luce che stimolano la fotosintesi delle piante anche in assenza di luce naturale. La presenza delle piante conferisce agli ambienti un'atmosfera di qualità: i rumori vengono attutiti, l'aria viene ossigenata e la concentrazione aumenta. Le piante hanno effetti benefici anche a livello psicologico attenuando lo stress e aumentando la produttività lavorativa. / Lucifero's gives the possibility to equip the lamps with light spectrums that stimulate the photosynthesis of plants even in the absence of natural light. The presence of plants gives the rooms a quality atmosphere: noises are muffled, the air is oxygenated and concentration increases. Plants also have beneficial effects on a psychological level by reducing stress and increasing work productivity.

TUNABLE WHITE / TUNABLE WHITE

La versione Tunable White, grazie alla sua dimmerazione, permette di regolare l'intensità luminosa con il variare delle ore del giorno in perfetta sintonia con il ritmo circadiano. / The Tunable White version, thanks to its dimming, allows you to adjust the light intensity as the hours of the day vary in perfect harmony with the circadian rhythm.

DIFFUSORE OPAL / OPAL DIFFUSER

LINEA LED RGB - RGB WHITE / RGB - RGBW LINEAR LED

FINITURE/FINISHINGS

01 - BIANCO / WHITE

02 - NERO / BLACK

FINITURE PREMIUM /PREMIUM FINISHINGS

81-ORO ROSA/ PINK GOLD

82-BRONZO/ BRONZE

83-OTTONE SATINATO / BRUSHED BRASS

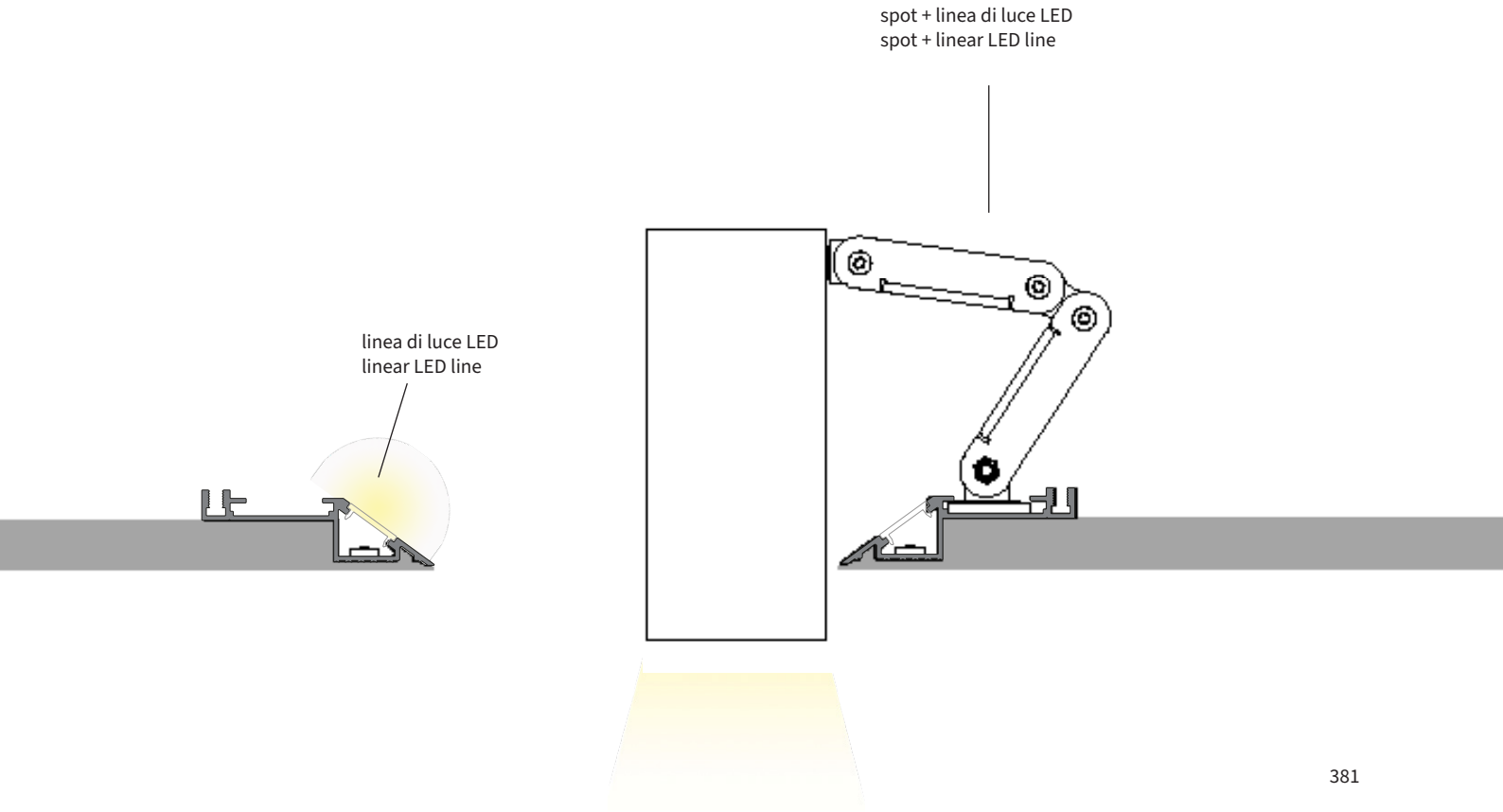



PRO EDGE
SISTEMA / *SYSTEM*



PRO EDGE

SISTEMA INCASSO RASATO

TRIMLESS RECESSED SYSTEM

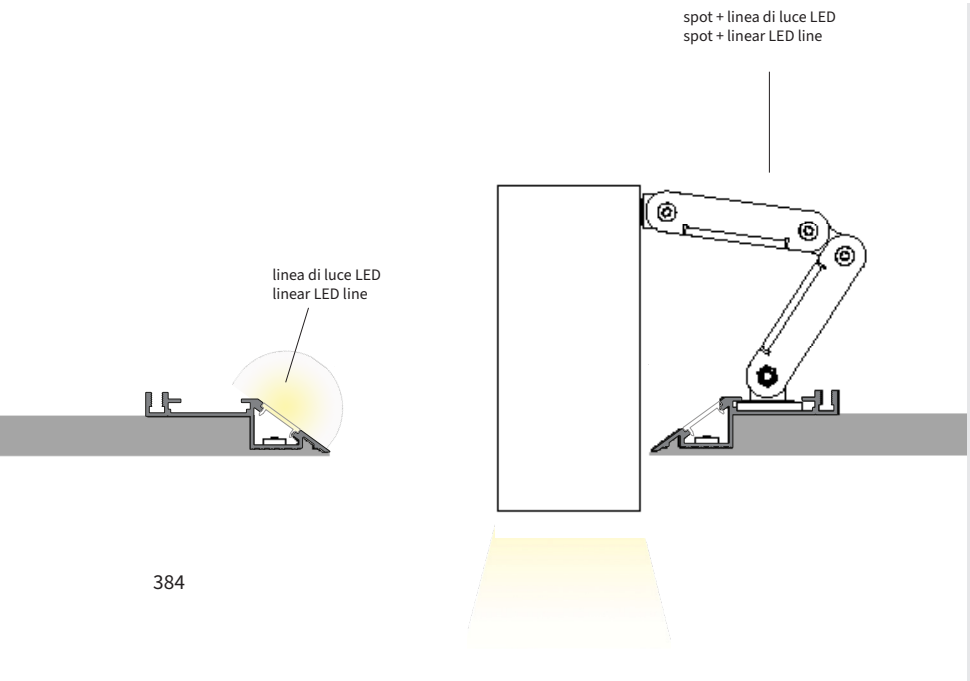

VERSIONI DISPONIBILI/AVAILABLE VERSION

/ ## FINITURA/FINISHING

/27 alllumino | alumimium

COMPOSIZIONE CODICE: xxx.x /##

HOW TO CREATE THE CODE: **F1000/01**

CODE

F1000 **/##** — finishing

base code

.misura sostituire con la misura necessaria in mm. / replace with the required measure in mm.

PROFILI RETTILINEI COPPIA / COUPLE OF ALUMINIUM PROFILE



L.mm	CODE
1000	**PE10.1000/27**
2000	**PE10.2000 /27**
3000	**PE10.3000 /27**
------	**PE10.misura /27**



Completi di giunti lineari | linear joint included Accessori non obbligatori. Necessari in caso di tagli in cantiere | Accessories not required. necessary in case of cuts on site. - Accesorios no necesarios

TESTATA TELAIO COPPIA / COUPLE OF HEAD-FRAMES



taglio/cut.	CODE
70	**PE91.70**
140	**PE91**



Una coppia di testate unite insieme formano una porzione di taglio da 500 mm | A couple of head-frame together is for a cut of 500 mm

ANGOLO ESTERNO / EXTERIOR ANGLE



taglio/cut.	L.mm	CODE
70	180	**PE11.70**
140	250	**PE11**



Completi di giunti lineari | linear joint included

ANGOLO INTERNO 70/140 MM / INTERIOR ANGLE 70/140 mm



CODE
PE12



Completi di giunti lineari | linear joint included

GIUNTO LINEARE/ LINEAR JOINT



CODE
PE92

GIUNTO ANGOLARE/ ANGULAR JOINT



CODE
PE93

RICAMBIO DIFFUSORE IN POLICARBONATO OPALINO / SPARE OPAL WHITE POLYCARBONATE DIFFUSER



L.mm	Kg	CODE
1000	0.16	**MF00P.1000**
2000	0.33	**MF00P.2000**
3000	0.50	**MF00P.3000**
------		**MF00P.misura**

ELEMENTI LUMINOSI /LIGHT ELEMENTS **P. 386**

DRIVERS VEDI | SEE **P. 447**

PRO EDGE

ELEMENTI LUMINOSI
LIGHT ELEMENTS

LINEA DI LUCE DA 5 METRI/ LED LINE 5 METERS ROLL



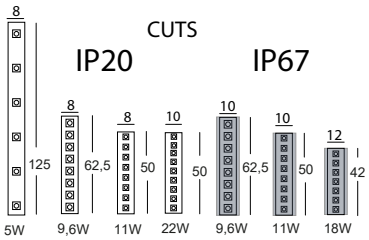

Strip led ad alta efficienza con biadesivo e supporto di larghezza 8-12 mm su bobina da 5 metri, da alimentare con driver stabilizzati in tensione da 24Vdc. Classe di isolamento III. | High efficiency strip led with biadhesive and support of 8-12 mm wide on 5 meters roll. To be fed with 24Vdc voltage-stabilized driver. Insulation class III.

24V CRI >80 UK CA CE

Linea di luce Led IP20 24V

W/m	V	Led/m	lm/m		lm/W	CRI	IP	L.mm	CODE
5,5	24	60	270		49	80	20	5000	**ST05.O.5**
9,6	24	120	540		56	80	20	5000	**ST10.O.5**
11	24	180	1200		109	80	20	5000	**ST11.O.5**
22	24	168	3015		139	80	20	5000	**ST22.O.5**
13+13	24	80+80	2120+2230	2700-6500K	cut 50mm		20	5000	**ST22.TW.5**

Linea di luce Led IP67 24V

W/m	V	Led/m	lm/m	lm/W	CRI	IP	L.mm	CODE
9,6	24	120	540	56	80	67	5000	**ST10.O.5IP**
11	24	160	1660	151	80	67	5000	**ST15.O.5IP**
18	24	168	1964	109	80	67	5000	**ST20.O.5IP**

Linea di luce RGB - RGBW 24V

W/m	V	Led/m	lm/m	Beam	Type	CUT	L.mm	CODE
95W	24	60	270	120°	RGB + White 3000K	100	5000	**ST20.RGBW.5**
100W	24	120	540		RGB + White 2700K	100	5000	**ST19.RGBW.5IP**
100W	24	168	3015		RGB + White 2700K	100	5000	**ST19.RGBW.5**

VERSIONI DISPONIBILI/AVAILABLE VERSION

O KELVIN
- 27 2700K
- 30 3000K
- 40 4000K

● DIMMABLE (OPTIONAL)
- D Dali Touch & Dimm

* Note: Disponibile per le seguenti misure: 580, 1140, 1700, 2265mm.. Gli apparecchi con temperatura di colore variabile (Tunable White) vengono forniti comprensivi di alimentatore Dali | Available for the following sizes: 580, 1140, 1700, 2265mm.The devices with variable color temperature (Tunable White) are supplied with integrated Dali power supply.

COMPOSIZIONE CODICE: xxx.x O●/##
HOW TO CREATE THE CODE: **F1000.827D/01**

CODE
F1000.8 O ● **/##** — finishing
base code | kelvin | dimmable

PROIETTORI - PROJECTORS

UTILIZZO COME LUCE PERIMETRALE USE AS PERIMETER LIGHTING

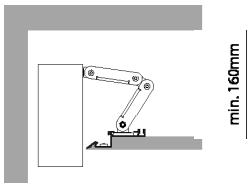

UTILIZZO IN CANALE DI LUCE USE IN LIGHT CHANNEL

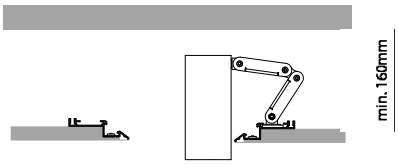













SPOT FOCUS 36
INSTALLABILE SIA SU TAGLIO DA 70 CHE 140 / FITTING BOTH ON THE CUT MM70 OR MM140 WIDE

700 IP20 CRI >90 UK CA CE

LED				lm product/beam 3000K			
W	mA	ø	H	F27°	W46°	Z18X28°	CODE
8	700	36	85	665	695	508	**PE200.9 ● ● /##**

SPOT FOCUS 55
INSTALLABILE SIA SU TAGLIO DA 70 CHE 140 / FITTING BOTH ON THE CUT MM70 OR MM140 WIDE

350 500 IP20 CRI >90 UK CA CE

LED				lm product/beam 3000K		
W	mA	ø	H	F27°	W46°	CODE
12	350	55	125	1285	1289	**PE201.9 ● ○ /##**
18	500	55	125	1575	1579	

IP20 UK CA CE

GU10 LED			
W	ø mm	H	CODE
1x max 50	55	125	**PE202/##**

SPOT FOCUS 90
INSTALLABILE SOLO SU TAGLIO DA 140 / FITTING ONLY ON THE CUT MM140 WIDE

500 700 900 IP20 CRI >90 UK CA CE

LED						lm product/beam 3000K			
W	mA	A	ø	H	Kg	S15°	F24°	W38°	CODE
17	500		90	110	0,94	1930	1827	1905	**PE203.9 ● ● /##**
24,3	700		90	110	0,94	2468	2356	2430	
32	900		90	110	0.94	3006	2885	2955	**PE204.9 ● ● /##**

Disponibili **S, F, W** | Available **S,F W**

ACCESSORI / ACCESSORIES

LENTI CON ANELLO / LENSES WITH RING



	ø	Kg	CODE
LENTE SATINATA / SATINED LENS	55	0,01	**L055S.A/ ##**
LENTE ELISSOIDALE / ELIPSOID LENS	55	0,01	**L055E.A/ ##**
LENTE ASIMMETRICA / ASYMMETRIC LENS	55	0,01	**L055A.A/ ##**
FILTRO NIDO D'APE/ HONEY COMB LOUVER	55	0,01	**L055R.A/ ##**

	ø	Kg	CODE
LENTE SATINATA / SATINED LENS	85	0,02	**L085S.A/ ##**
LENTE ELISSOIDALE / ELIPSOID LENS	85	0,02	**L085E.A/ ##**
LENTE ASIMMETRICA / ASYMMETRIC LENS	85	0,02	**L085A.A/ ##**
FILTRO NIDO D'APE/ HONEY COMB LOUVER	85	0,02	**L085R.A/ ##**

● **KELVIN**
- 27 2700K
- 30 3000K
- 40 4000K
- HC Horticulture
- TW Tunable White Dali



● **FASCIO**/BEAM	○ **FASCIO**/BEAM
S Spot	
F Flood	F Flood
W Wide	W Wide
Z Asymmetric	

Gradi visibili in tabella / See grades in table

/ ## FINITURA/FINISHING
- **/01** bianco/white
- **/02** nero/black

/ ## FINITURA PREMIUM /PREMIUM FINISHING
- **/81** oro rosa shine/shine pink gold
- **/82** bronzo/ bronze
- **/83** ottone spazzolato/ brushed brass

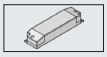

DRIVERS VEDI | SEE P. 447





CONTAINER

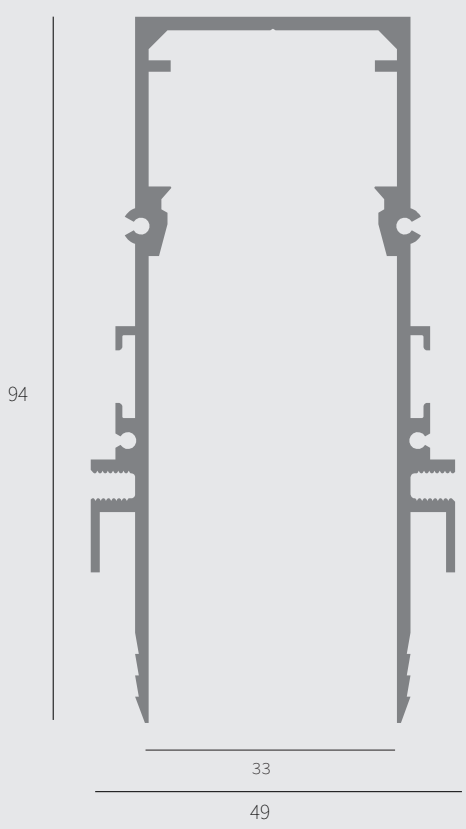

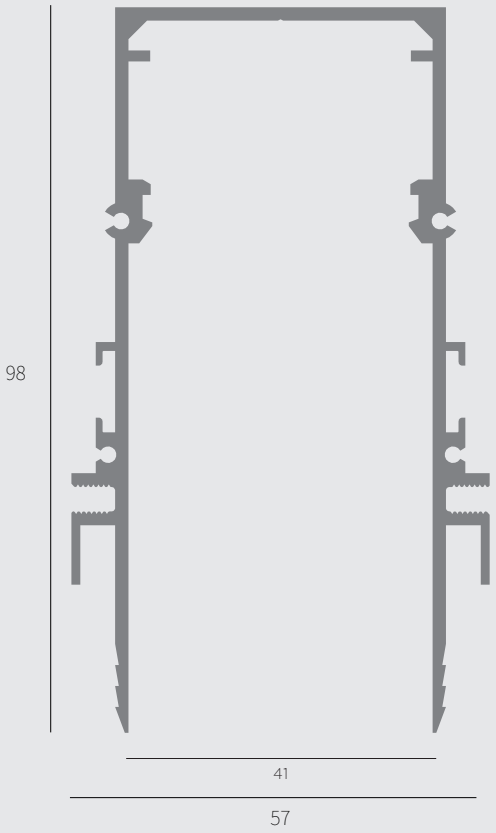

SEZIONE PROFILI/SECTION *PROFILES* **1:1**

CONTAINER

Sistemi modulari da incasso trimless per l'alloggiamento dei profili moduli sistema e moduli finiti MINIFLE, FILE o FILE2, FILE 2 Complementi, Leva e FARETÈN.
Corpo in estruso di alluminio verniciato o anodizzato di lunghezza predefinita o tagliabile a misura. Da completare con testate di chiusura e con cover di rifinitura delle zone vuote in posizione arretrata a determinazione di un effetto di pieni e vuoti. Possibilità di utilizzo congiunto a sorgenti lineari LED, da completare con diffusore in policarbonato Opalino ed alimentatori remoti, per la creazione di gole con effetto luce arretrata.

Trimless recessed modular systems for housing the system and finished modules of the following families: MINIFLE, FILE or FILE2, FILE 2 Complementi, LEVA and FARETÈN.
Body in painted or anodized extruded aluminum of predefined length or cut to size. To be completed with closing heads and with closing plates for the empty areas in recessed position to determine a full and empty effect. LED linear sources, to be completed with Opal polycarbonate diffuser and remote power supplies, are available to realize project with backlit light effect.

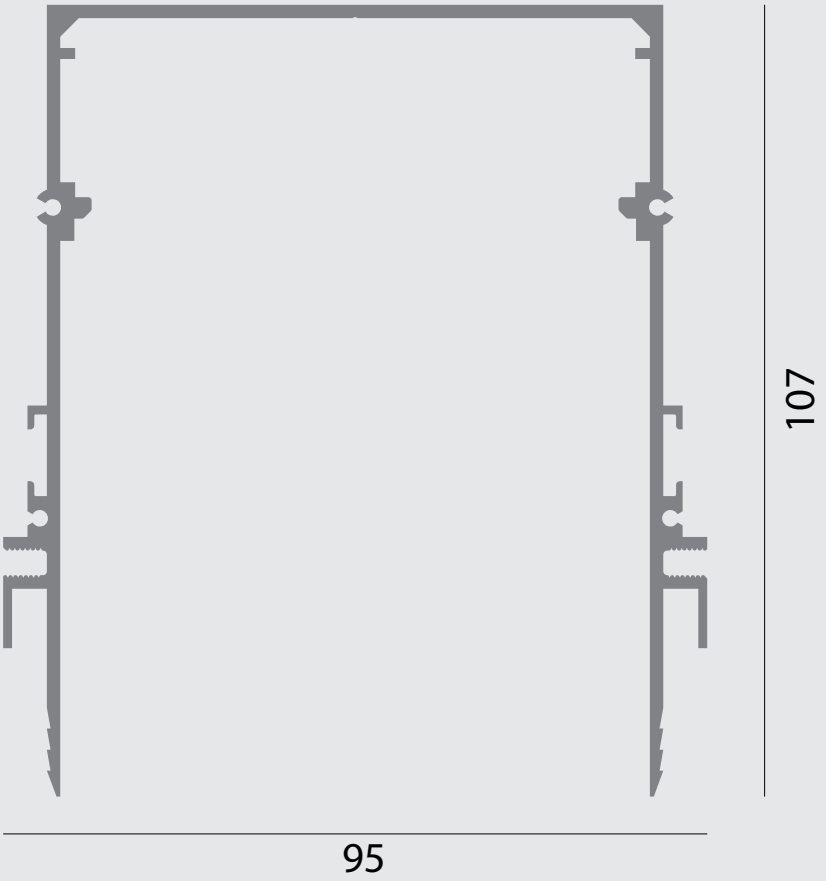

UK CONFORMITY ASSESSMENT E EUROPEAN CERTIFICATION /
UK CONFORMITY ASSESSTMENT AND EUROPEAN CERTIFICATION

PRODOTTI COSTRUITI CON MATERIALE RECICLABILE / PRODUCTS MADE OF RECYCLABLE MATERIAL

GARANZIA DI 5 ANNI / 5-YEAR WARRANTY

PER CARTONGESSO / FOR PLASTERBOARD 0-25 MM

PER LATERIZIO / FOR CONCRETE

LINEA LED RGB - RGB WHITE / RGB - RGBW LINEAR LED

FINITURE/FINISHINGS

01 - BIANCO / WHITE

02 - NERO / BLACK

27 - ALLUMINIO OSSIDATO / OXIDISED ALUMINIUM BLACK

FINITURE PREMIUM /PREMIUM FINISHINGS

81-ORO ROSA/ PINK GOLD

82-BRONZO/ BRONZE

83-OTTONE SATINATO / BRUSHED BRASS

CONTAINER

cos’ è CONTAINER? what’s CONTAINER?

Disponibile in 3 misure può contenere elementi di Minifile, File e File 2.

Available 3 measures, can contain ceililng elements of Minifile, File and File 2 collection

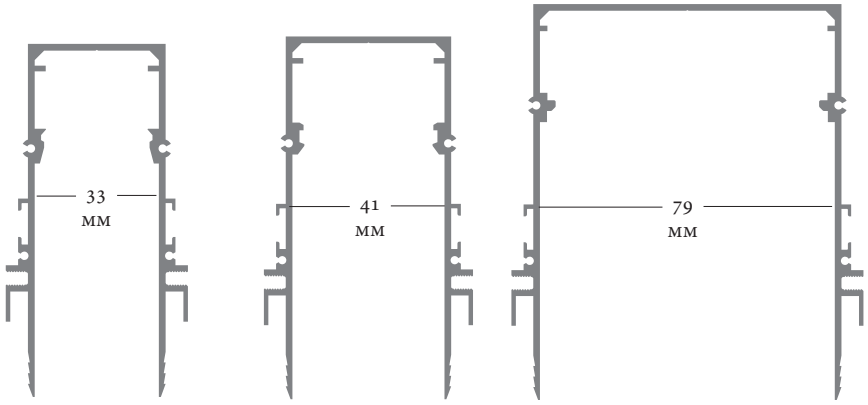

È UN “CONTENITORE” di elementi finiti o elementi luminosi che permette infinite possibilità di composizioni. Liberta’ compositiva. Un contenitore di profili per creare la composizione desiderata tra moduli a luce continua e moduli spot, tra vuoti e pieni, tra ombra e luce.

It is a “CONTAINER” of default modules or light elements that allows infinite possibilities of compositions. Compositional freedom. A profile housing to create the desired composition between continuous light led or fluorescent modules and spot modules, between empty and full, shadow and light.

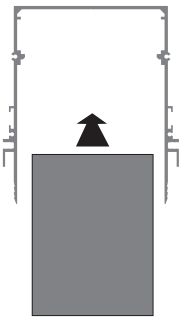

può fungere da canalina elettrica e quindi ospitare il passaggio di cavi di domotica o impianti di sorveglianza o qualsivoglia impianto.

It can act as an electrical conduit and then accommodate the passage of home automation cables or surveillance systems or any system.

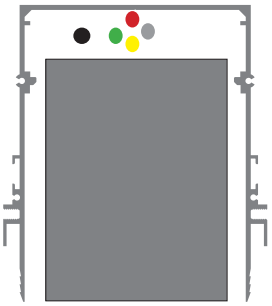

IDONEO PER INSTALLAZIONE A LATERIZIO
SUITABLE FOR INSTALLATION IN BRICKWALL

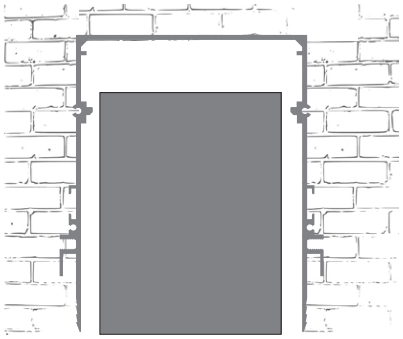

IDONEO PER INSTALLAZIONE A CARTONGESSO
SUITABLE FOR INSTALLATION IN PLASTERBOARD

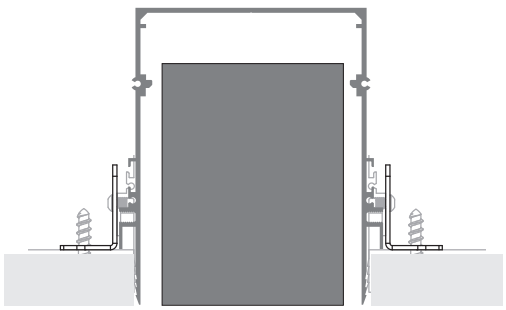

Effetto notte.
I container possono essere utilizzati anche per alloggiare linea di luce e relativo diffusore per ottenere un'illuminazione totalmente arretrata.

Deep recessed effect.
The Container can be used in order to create a deep recessed effect using a flexible strip and opal diffuser.

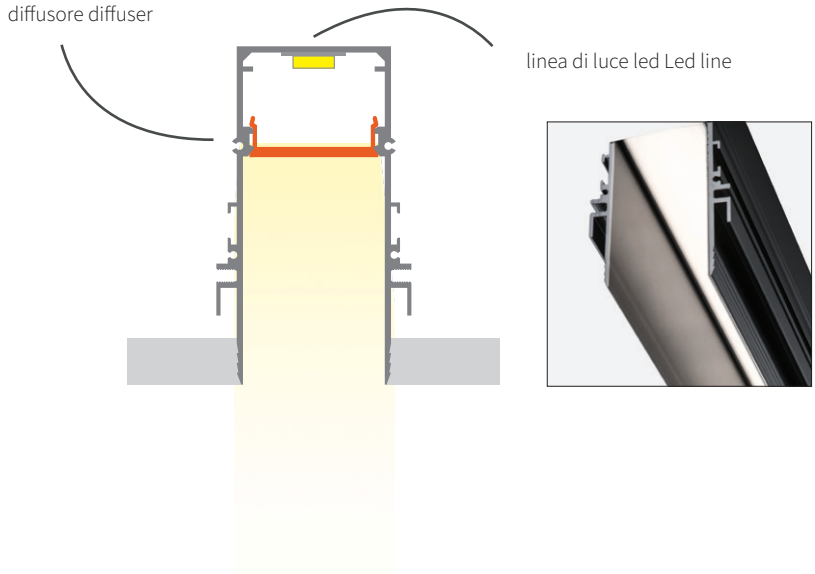















CONTAINER MINIFILE

PROFILO VUOTO EMPTY PROFILE



Dim.	H	L.mm	CODE
49	94	1000	**LTMF.1000/##**
49	94	2000	**LTMF.2000/##**
49	94	3000	**LTMF.3000/##**
49	94	-------	**LTMF.misura/##**

COPPIA DI TESTATE COUPLE OF CLOSURE HEADS



	CODE
per cartongesso / for plasterboard	**LTM200/##**
per laterizio /for brickwall	**LTM200.1**

DIFFUSORE IN POLICARBONATO OPALINO OPAL WHITE POLYCARBONATE DIFFUSER



L.mm	CODE
1000	**LTM044.1000**
2000	**LTM044.2000**
3000	**LTM044.3000**
-----	**LTM044.misura**

PIASTRA DI CHIUSURA IN ESTRUSO DI ALLUMINIO / EXTRUDED ALUMINIUM CLOSING COVER



Molle incluse/springs included	L.mm	CODE
n. 2	1000	**FM6.1000/##**
n.3	2000	**FM6.2000/##**
n.4	3000	**FM6.3000/##**
	------	**FM6.misura/##**

MOLLA PER PIASTRA CHIUSURA / SPRING FOR CLOSING COVER



	CODE
	FM.MLC

Una molla ogni 70 cm da ordinare solo in caso di tagli della piastra di chiusura | One spring every 70 cm. To be ordered in case of cut of the closing cover.

GIUNTI LINEARI COPPIA LINEAR CONNECTORS



Kg	CODE
0.05	**LT2482**

COPPIA GIUNTI ANGOLARI ANGLE CONNECTOR COUPLE



	CODE
	LTM211.90

STAFFA SINGOLA PER FISSAGGIO MODULO MODULE FIXING SINGLE BRACKET





	CODE
	LT2481

staffa per fissaggio modulo luminoso all'interno della cassaforma. ordinare 1 al mt. (minimo 2 pezzi) | Single bracket to Fix the lighting module within the wallbox, order 1 per mt. (min. 2 pcs)

COPPIA STAFFE DI FISSAGGIO A CARTONGESSO COUPLE FIXING BRACKETS FOR FALSE-CEILING



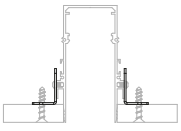

	CODE
	LTSC01

Coppia di staffe di fissaggio per cartongesso 1 ogni 1,5 mt. - | couple of fixing brackets in the false-ceiling 1 per 0,5 mt.

FASCETTA REGGICAVO PER CASSAFORMA TIE CABLE LOCKING MINIFILE



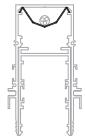

CODE
LTSC03

Fascetta reggicavo - ordinare 1 ogni 0,5 mt (minimo 2pezzi) | - Tie cable locking - order 1 per 0,5 mt. (min.2pcs)

MODULI LUMINOSI - LIGHTING MODULES

LINEA DI LUCE

LINEA DI LUCE DA 5 METRI/ LED LINE 5 METERS ROLL



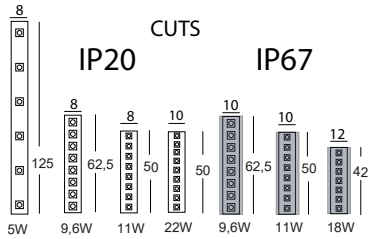

Strip led ad alta efficienza con biadesivo e supporto di larghezza 8-12 mm su bobina da 5 metri, da alimentare con driver stabilizzati in tensione da 24Vdc. Classe di isolamento III. | High efficiency strip led with biadhesive and support of 8-12 mm wide on 5 meters roll. To be fed with 24Vdc voltage-stabilized driver. Insulation class III.

24V CRI >80 UK CA CE

Linea di luce Led IP20 24V

W/m	V	Led/m	lm/m		lm/W	CRI	IP	Lmm	CODE
5,5	24	60	270		49	80	20	5000	**ST05.○.5**
9,6	24	120	540		56	80	20	5000	**ST10.○.5**
11	24	180	1200		109	80	20	5000	**ST11.○.5**
22	24	168	3015		139	80	20	5000	**ST22.○.5**
13-13	24	80-80	2120-2230	2700-6500K	cut		20	5000	**ST22.TW.5**

Linea di luce Led IP67 24V

W/m	V	Led/m	lm/m	lm/W	CRI	IP	Lmm	CODE
9,6	24	120	540	56	80	67	5000	**ST10.○.5IP**
11	24	160	1660	151	80	67	5000	**ST15.○.5IP**
18	24	168	1964	109	80	67	5000	**ST20.○.5IP**

Linea di luce RGB - RGBW 24V

W/m	V	Led/m	lm/m	Beam	Type	CUT	Lmm	CODE
95W	24	60	270	120°	RGB + White 3000K	100	5000	**ST20.RGBW.5**
100W	24	120	540		RGB + White 2700K	100	5000	**ST19.RGBW.5IP**
100W	24	168	3015		RGB + White 2700K	100	5000	**ST19.RGBW.5**

PER I MODULI LAMPADA DA INSERIRE NEL RELATIVO CONTAINER VEDERE LE SEZIONI SOTTO INDICATE
FOR THE LIGHTING MODULES SEE THE CATALOGUE CHAPTERS BELOW REPORTED

MINIFILE SOFFITTO CEILING



LEVA SOFFITTO CEILING -



LEVA ROTO TRASLANTE - ROTATE & SLIDE VERSION



CONTAINER

VERSIONI DISPONIBILI/AVAILABLE VERSION

○ KELVIN
27 2700K
30 3000K
40 4000K

/ ## FINITURA/FINISHING
/01 bianco/white
/02 nero/black
/27 alluminio anodizzato/anodized aluminium

/ ## FINITURA PREMIUM /PREMIUM FINISHING
/81 oro rosa shine/shine pink gold
/82 bronzo/ bronze
/83 ottone spazzolato/ brushed brass

CONTAINER FILE

PROFILO VUOTO EMPTY PROFILE

0-25



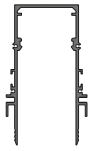

Dim.	H	L.mm	Kg	CODE
57	98	1000	1.50	**LTF1.1000/##**
57	98	2000	3.10	**LTF1.2000/##**
57	98	3000	4.75	**LTF1.3000/##**
57	98			**LTF1.misura/##**

COPPIA DI TESTATE COUPLE OF CLOSURE HEADS



	CODE
per cartongesso / for plasterboard	**LT2480/##**
per laterizio /for brickwall	**LT2480.1**

DIFFUSORE IN POLICARBONATO OPALINO OPAL WHITE POLYCARBONATE DIFFUSER



L.mm	Kg	CODE
1000	0.16	**LT239P.1000**
2000	0.33	**LT239P.2000**
3000	0.50	**LT239P.3000**
------		**LT239P.misura**

DIFFUSORE IN POLICARBONATO MICROPRISMATICO MICROPRISMATIC POLYCARBONATE DIFFUSER



L.mm	Kg	CODE
1000	0.16	**LT239X.1000**
2000	0.33	**LT239X.2000**
3000	0.50	**LT239X.3000**
------		**LT239X.misura***

Diffusore microprismatico a luminanza controllata (conforme normativa EN 12464-1) Controlled luminance microprismatic diffuser (conforms to standard EN 12464-1)

PIASTRA DI CHIUSURA IN ESTRUSO DI ALLUMINIO EXTRUDED ALUMINIUM CLOSING COVER



Molle incluse/spings included	L.mm	CODE
n. 2	1000	**F16.1000/##**
n. 3	2000	**F16.2000/##**
n. 4	3000	**F16.3000/##**
	------	**F16.misura/##**

In caso di tagli ordinare altre molle / in case of cut order more springs

MOLLA PER PIASTRA CHIUSURA COUPLE OF SPRINGS FOR CLOSING COVER



CODE
F1.MLC

Una ogni 70 cm da ordinare solo in caso di tagli della piastra di chiusura / One every 70 cm to order just in case of cut of the closing cover.

GIUNTI LINEARI COPPIA LINEAR CONNECTORS



Kg	CODE
0.05	**LT2482**

COPPIA GIUNTI ANGOLARI ANGLE CONNECTOR COUPLE



CODE
LTM211.90

STAFFA SINGOLA PER FISSAGGIO MODULO MODULE FIXING SINGLE BRACKET





CODE
LT2481

staffa per fissaggio modulo luminoso all'interno della cassaforma. ordinare 1 al mt. (minimo 2 pezzi) | Single bracket to Fix the lighting module within the wallbox, order 1 per mt. (min. 2 pcs)

COPPIA STAFFE DI FISSAGGIO A CARTONGESSO COUPLE FIXING BRACKETS FOR FALSE-CEILING



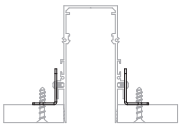

CODE
LTSC01

Coppia di staffe di fissaggio per cartongesso 1 ogni 1,5 mt. - | couple of fixing brackets in the false-ceiling 1 per 0,5 mt.

FASCETTA REGGICAVO PER CASSAFORMA TIE CABLE LOCKING MINIFILE



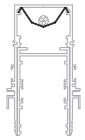

CODE
LTSC03

Fascetta reggicavo - ordinare 1 ogni 0,5 mt (minimo 2pezzi) | - Tie cable locking - order 1 per 0,5 mt. (min.2pcs)

ELEMENTI LUMINOSI - LIGHTING ELEMENTS

LINEA DI LUCE

LINEA DI LUCE DA 5 METRI/ LED LINE 5 METERS ROLL



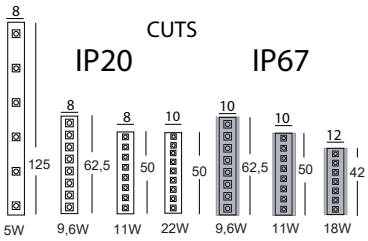

Strip led ad alta efficienza con biadesivo e supporto di larghezza 8-12 mm su bobina da 5 metri, da alimentare con driver stabilizzati in tensione da 24Vdc. Classe di isolamento III. | High efficiency strip led with biadhesive and support of 8-12 mm wide on 5 meters roll. To be fed with 24Vdc voltage-stabilized driver. Insulation class III.

Linea di luce Led IP20 24V

W/m	V	Led/m	lm/m		lm/W	CRI	IP	L.mm	CODE
5,5	24	60	270		49	80	20	5000	**ST05.○.5**
9,6	24	120	540		56	80	20	5000	**ST10.○.5**
11	24	180	1200		109	80	20	5000	**ST11.○.5**
22	24	168	3015		139	80	20	5000	**ST22.○.5**
13-13	24	80-80	2120-2230	2700-6500K	cut		20	5000	**ST22.TW.5**

Linea di luce Led IP67 24V

W/m	V	Led/m	lm/m	lm/W	CRI	IP	L.mm	CODE
9,6	24	120	540	56	80	67	5000	**ST10.○.5IP**
11	24	160	1660	151	80	67	5000	**ST15.○.5IP**
18	24	168	1964	109	80	67	5000	**ST20.○.5IP**

Linea di luce RGB - RGBW 24V

W/m	V	Led/m	lm/m	Beam	Type	CUT	L.mm	CODE
95W	24	60	270	120°	RGB + White 3000K	100	5000	**ST20.RGBW.5**
100W	24	120	540		RGB + White 2700K	100	5000	**ST19.RGBW.5IP**
100W	24	168	3015		RGB + White 2700K	100	5000	**ST19.RGBW.5**

PER I MODULI LAMPADA DA INSERIRE NEL RELATIVO CONTAINER VEDERE LE SEZIONI SOTTO INDICATE
FOR THE LIGHTING MODULES SEE THE CATALOGUE CHAPTERS BELOW REPORTED

CONTAINER

FILE SOFFITTO - CEILING



FARETÈN FILE MINISPOT



FARETÈN FILE FOCUS 42



FARETÈN FILE FOCUS 41



FARETÈN FILE FOCUS 55



○ KELVIN
27 2700K
30 3000K
40 4000K

/ ## FINITURA/FINISHING
/01 bianco/white
/02 nero/black
/27 alluminio satinato /aluminium
/49 moka (solo piastra LTT1 / only cover LTT1)

/ ## FINITURA PREMIUM /PREMIUM FINISHING
/81 oro rosa shine/shine pink gold
/82 bronzo/ bronze
/83 ottone spazzolato/ brushed brass

CONTAINER FILE2

PROFILO VUOTO EMPTY PROFILE



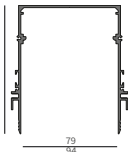

Dim.	H	L.mm	CODE
95	107	1000	**LTF2.1000/##**
95	107	2000	**LTF2.2000/##**
95	107	3000	**LTF2.3000/##**
95	107		**LTF2.misura*/##**

COPPIA DI TESTATE COUPLE OF CLOSURE HEADS



	CODE
da cartongesso / for plasterboard	**LT2890/##**
da laterizio /for brickwall	**LT2890.1**

DIFFUSORE IN POLICARBONATO OPALINO OPAL WHITE POLYCARBONATE DIFFUSER



L.mm	CODE
1000	**LT2506P.1000**
2000	**LT2506P.2000**
3000	**LT2506P.3000**
	LT2506P.misura*

DIFFUSORE IN POLICARBONATO MICROPRISMATICO MICROPRISMATIC POLYCARBONATE DIFFUSER



L.mm	CODE
1000	**LT2506X.1000**
2000	**LT2506X.2000**
3000	**LT2506X.3000**
------	**LT2506X.misura**

DIFFUSORE MICROPRISMATICO A LUMINANZA CONTROLLATA (CONFORME NORMATIVA EN 12464-1) - CONTROLLED LUMINANCE MICROPRISMATIC DIFFUSER (CONFORMS TO STANDARD EN 12464-1

PIASTRA DI CHIUSURA IN ALLUMINIO / ALUMINIUM CLOSING COVER



Molle incluse/springs included	L.mm	CODE
n. 2	1000	**F26.1000/##**
n.3	2000	**F26.2000/##**
n.4	3000	**F26.3000/##**
	------	**F26.misura/##**

MOLLA PER PIASTRA CHIUSURA / SPRING FOR CLOSING COVER



	CODE
	F2.MLC

UNA OGNI 70 CM DA ORDINARE SOLO IN CASO DI TAGLI DELLA PIASTRA DI CHIUSURA | ONE EVERY 70 CM. TO BE ORDERED IN CASE OF CUT OF THE CLOSING COVER.

GIUNTI LINEARI COPPIA LINEAR CONNECTORS



Kg	CODE
0.05	**LT2482**

COPPIA GIUNTI ANGOLARI ANGLE CONNECTOR COUPLE



	CODE
	LTM211.90

KELVIN

27 2700K
30 3000K
40 4000K

/ ## FINITURA/FINISHING

- **/01** bianco/white
- **/02** nero/black
- **/27** alluminio satinato /aluminium
- **/49** moka / moka (solo piastra LTT2 / only cover LTT2)

/ ## FINITURA PREMIUM /PREMIUM FINISHING

- **/81** oro rosa shine/shine pink gold
- **/82** bronzo/ bronze
- **/83** ottone spazzolato/ brushed brass

STAFFA SINGOLA PER FISSAGGIO MODULO MODULE FIXING SINGLE BRACKET



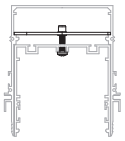

CODE
LT2891

staffa per fissaggio modulo luminoso all'interno della cassaforma. ordinare 1 al mt. (minimo 2 pezzi) | Single bracket to Fix the lighting module within the wallbox, order 1 per mt. (min. 2 pcs)

COPPIA STAFFE DI FISSAGGIO A CARTONGESSO COUPLE FIXING BRACKETS FOR FALSE-CEILING



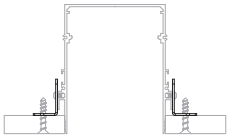

CODE
LTSC01

Coppia di staffe di fissaggio per cartongesso 1 ogni 1,5 mt. - | couple of fixing brackets in the false-ceiling 1 per 0,5 mt.

FASCETTA REGGICAVO PER CASSAFORMA TIE CABLE LOCKING MINIFILE



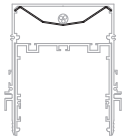

CODE
LTSC04

Fascetta reggicavo - ordinare 1 ogni 0,5 mt (minimo 2pezzi) Tie cable locking - order 1 per 0,5 mt. (min.2pcs)

MODULI LUMINOSI - LIGHTING MODULES

LINEA DI LUCE

LINEA DI LUCE DA 5 METRI/ LED LINE 5 METERS ROLL



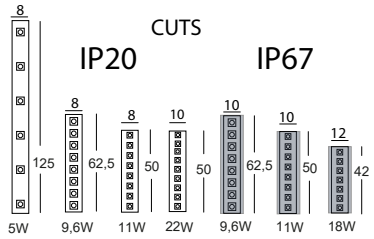

Strip led ad alta efficienza con biadesivo e supporto di larghezza 8-12 mm su bobina da 5 metri, da alimentare con driver stabilizzati in tensione da 24Vdc. Classe di isolamento III. | High efficiency strip led with biadhesive and support of 8-12 mm wide on 5 meters roll. To be fed with 24Vdc voltage-stabilized driver. Insulation class III.

24V CRI >80 UK CA CE

Linea di luce Led IP20 24V

W/m	V	Led/m	lm/m		lm/W	CRI	IP	L.mm	CODE
5,5	24	60	270		49	80	20	5000	**ST05.O.5**
9,6	24	120	540		56	80	20	5000	**ST10.O.5**
11	24	180	1200		109	80	20	5000	**ST11.O.5**
22	24	168	3015		139	80	20	5000	**ST22.O.5**
13-13	24	80-80	2120-2230	2700-6500K	cut		20	5000	**ST22.TW.5**

Linea di luce Led IP67 24V

W/m	V	Led/m	lm/m	lm/W	CRI	IP	L.mm	CODE
9,6	24	120	540	56	80	67	5000	**ST10.O.5IP**
11	24	160	1660	151	80	67	5000	**ST15.O.5IP**
18	24	168	1964	109	80	67	5000	**ST20.O.5IP**

Linea di luce RGB - RGBW 24V

W/m	V	Led/m	lm/m	Beam	Type	CUT	L.mm	CODE
95W	24	60	270	120°	RGB + White 3000K	100	5000	**ST20.RGBW.5**
100W	24	120	540		RGB + White 2700K	100	5000	**ST19.RGBW.5IP**
100W	24	168	3015		RGB + White 2700K	100	5000	**ST19.RGBW.5**

PER I MODULI LAMPADA DA INSERIRE NEL RELATIVO CONTAINER VEDERE LE SEZIONI SOTTO INDICATE
FOR THE LIGHTING MODULES SEE THE CATALOGUE CHAPTERS BELOW REPORTED

CONTAINER

FILE2 SOFFITTO - CEILING



FILE2 COMPLEMENTI



LEVA2 SOFFITTO - CEILING



LEVA BASCULANTE - TILT VERSION



FARETÈN FILE2 SPOT



FARETÈN FILE2 FOCUS55







MINI TRACK

& PROJECTORS







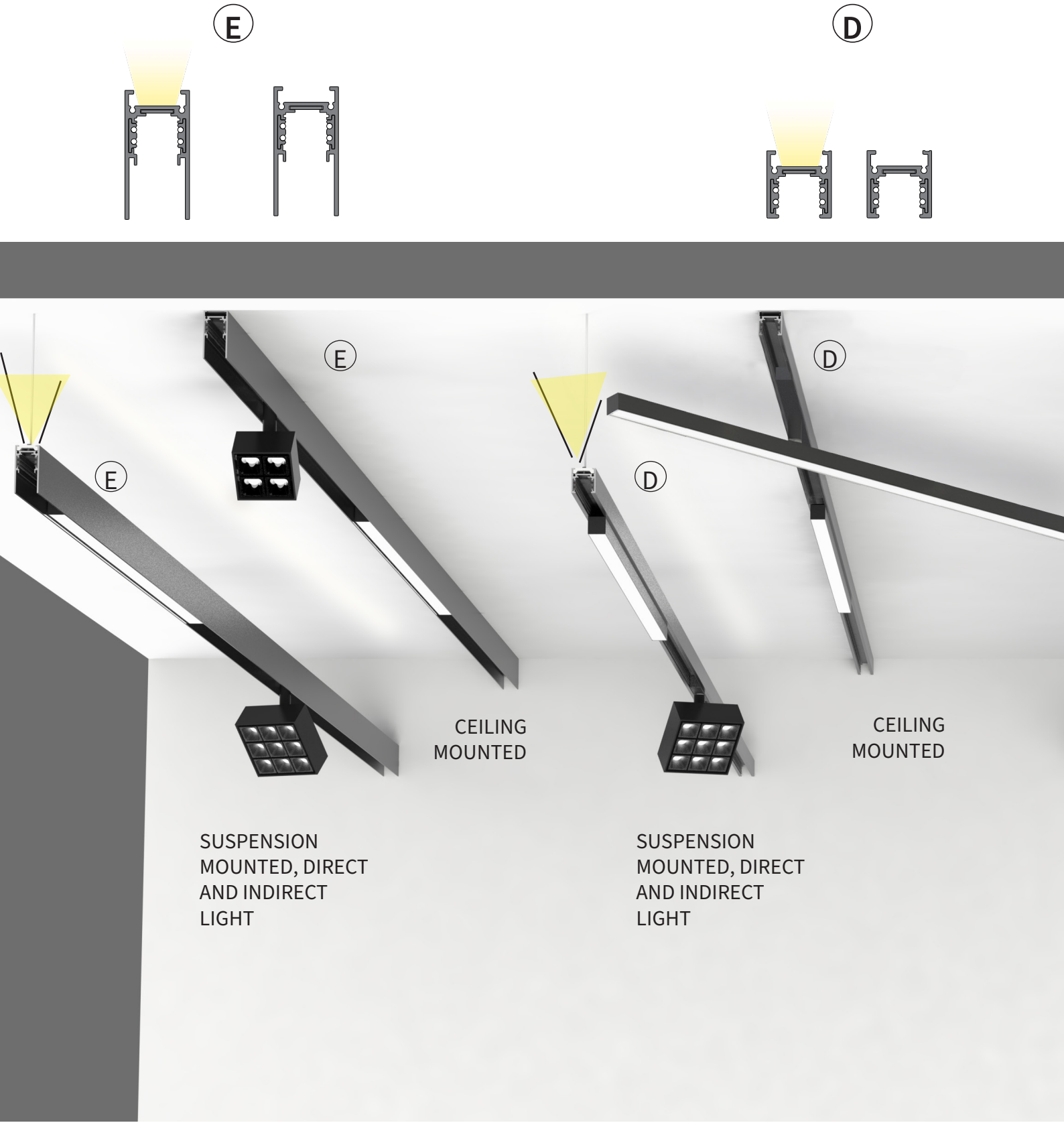
E
D
E
E
D
D
CEILING
MOUNTED
CEILING
MOUNTED
SUSPENSION
MOUNTED, DIRECT
AND INDIRECT
LIGHT
SUSPENSION
MOUNTED, DIRECT
AND INDIRECT
LIGHT

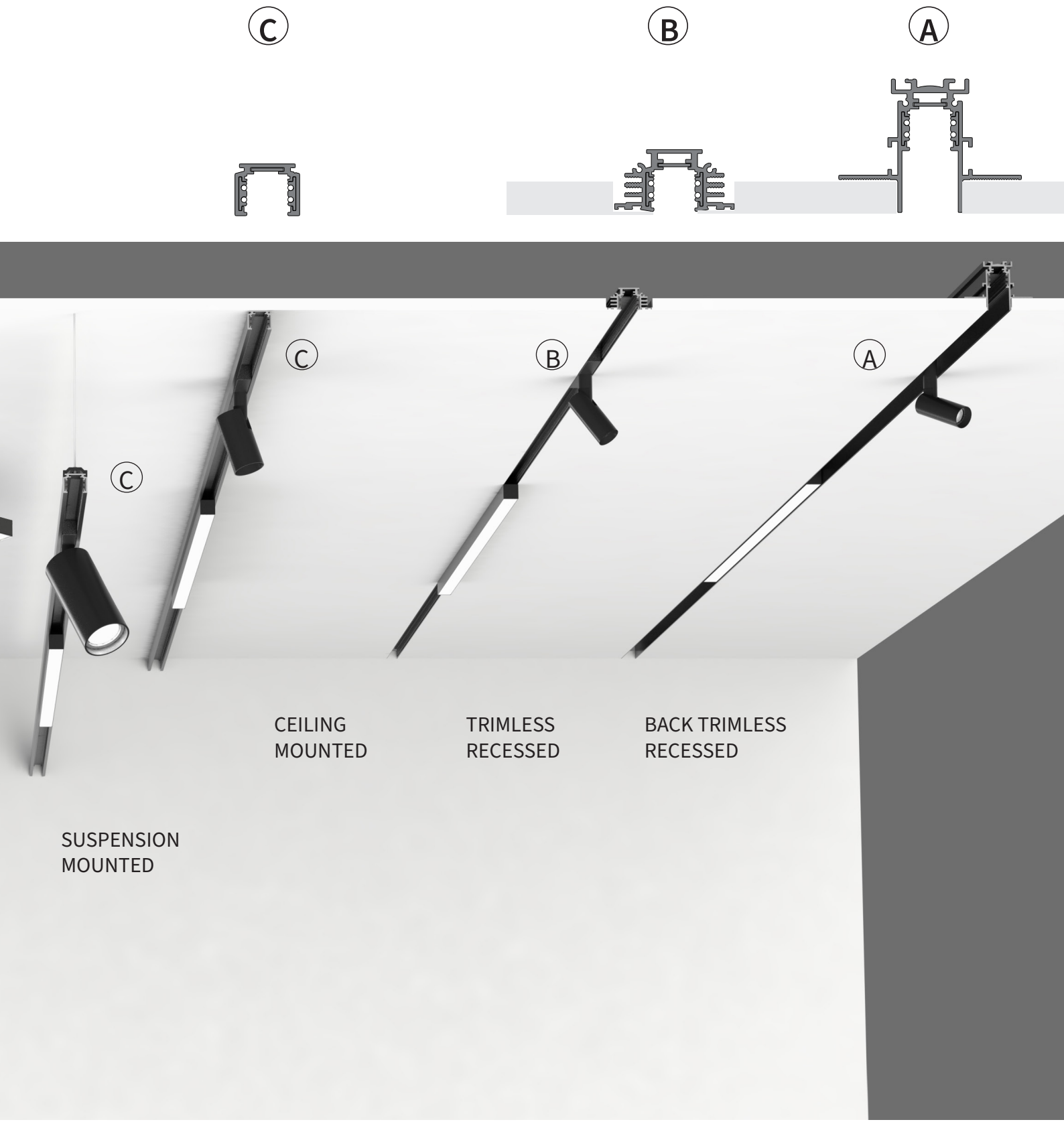
C
B
A
C
B
A
C
CEILING
MOUNTED
TRIMLESS
RECESSED
BACK TRIMLESS
RECESSED
SUSPENSION
MOUNTED

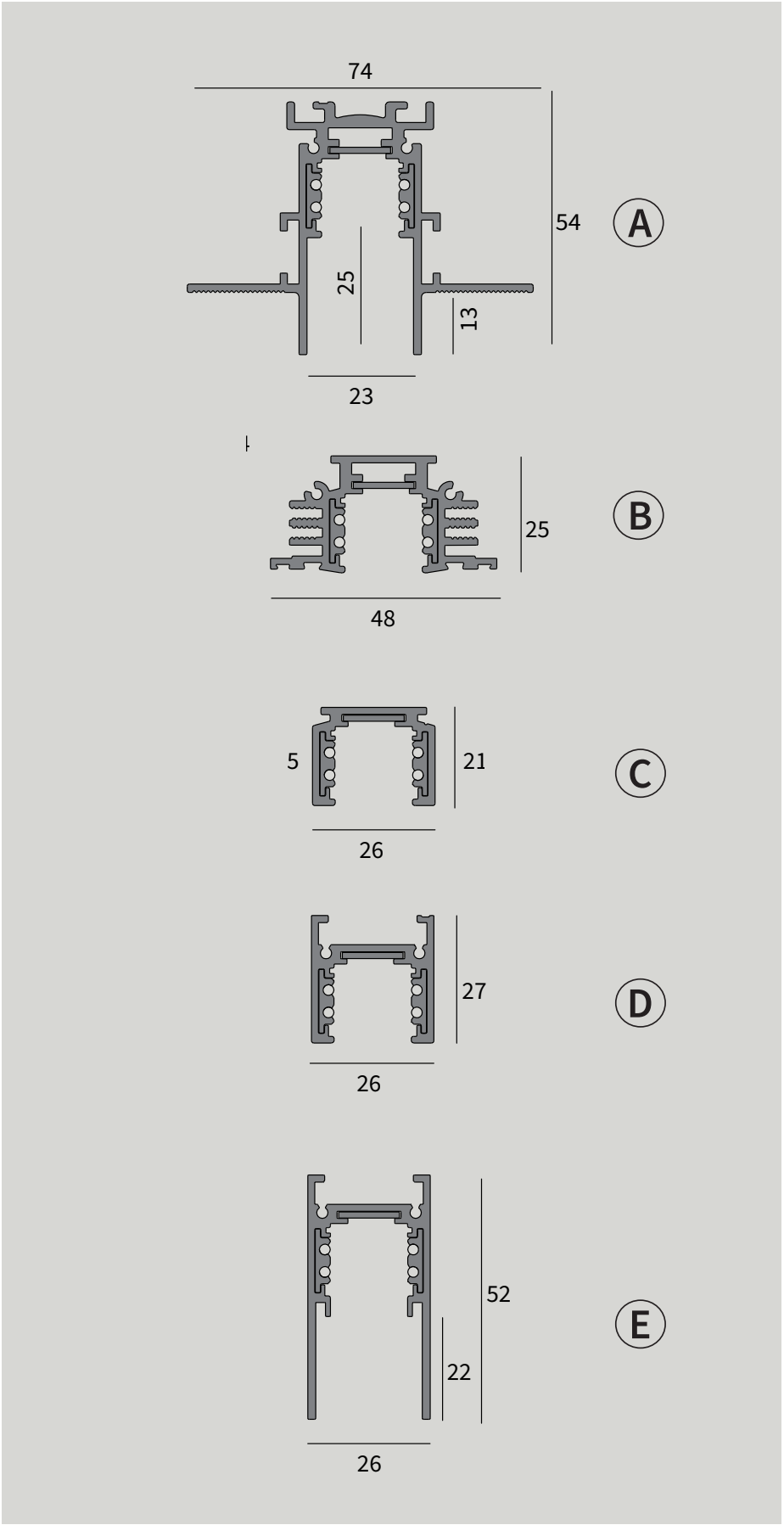

MINITRACK

Il binario Mini Track è un binario elettrificato in Classe III-SELV con due circuiti: uno per una alimentazione a bassa tensione 24/48V e l'altra per il DATA BUS (DALI o 1-10V). La tensione di alimentazione può essere a 24V o 48V a seconda dei modelli di corpi illuminanti prescelti e la corrente di alimentazione non deve essere superiore ai 15A. Nelle versioni a soffitto o a sospensione sono disponibili le finiture bianca e nera mentre nelle versioni da incasso solamente quella nera. I corpi illuminanti proposti possono essere utilizzati su binari elettrificati a 24V o 48V, tranne gli articoli della famiglia microfile che necessitano esclusivamente il 24V. I faretti dimmerabili DALI sono equipaggiati con converter non polarizzati che permettono l'innesto in qualsiasi verso, e tecnologia Hot Plug per l'inserimento in sicurezza con binario in tensione.

The Mini Track track is an electrified Class III-SELV track with two circuits: one for a low voltage 24/48V power supply and the other for the DATA BUS (DALI or 1-10V). The power supply voltage can be 24V or 48V, not exceeding 15°, depending on the models of lighting fixtures chosen. White and black finishes are available in the ceiling and suspended versions, while only the black finishing for the recessed option. The lighting fixtures can be used on both 24V or 48V electrified tracks, except the microfile family that requires only 24V. DALI dimmable spotlights are equipped with non-polarized converters that allow to be installed in any direction, and Hot Plug technology for safe insertion with live track.

UK CONFORMITY ASSESSMENT E EUROPEAN CERTIFICATION / UK CONFORMITY ASSESSTMENT AND EUROPEAN CERTIFICATION

PRODOTTI COSTRUITI CON MATERIALE RECICLABILE / PRODUCTS MADE OF RECYCLABLE MATERIAL

5 **GARANZIA DI 5 ANNI /** 5-YEAR WARRANTY

SU RICHIESTA GESTIONE BLUETOOTH UPON REQUEST BLUETOOTH MANAGEMENT

FINITURE/FINISHINGS

01-BIANCO/WHITE

02-NERO/BLACK



MICROFILE SHANGHAI

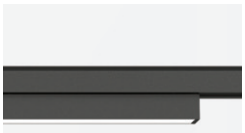

MICROFILE



LEVA QUADRA 4



LEVA QUADRA 9



IRIDE 43 L



FOCUS

NEW



IPIPEDI

NEW



GRID



MINI TRACK 24/48V INCASSO RASATO ARRETRATO 24/48V BACK RECESSED TRACK MODULE



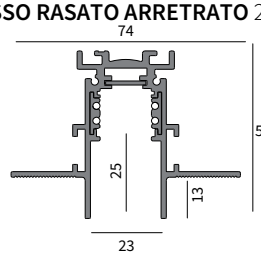

Dim. mm	L.mm	CODE
	1000	**LT9301/##**
74x54	2000	**LT9302/##**
	3000	**LT9303/##**

Da completare con gli accessori | To complete with accessories*

MINI TRACK 24/48V INCASSO RASATO 24/48V RECESSED TRACK MODULE



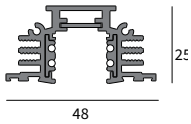

Dim. mm	L.mm	CODE
	1000	**LT9201/##**
48x25	2000	**LT9202/##**
	3000	**LT9203/##**

Da completare con gli accessori | To complete with accessories*

MINI TRACK 24/48V SOFFITTO 24/48V TRACK MODULE



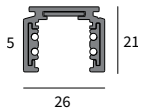

Dim. mm	L.mm	CODE
	1000	**LT9101/##**
28x21	2000	**LT9102/##**
	3000	**LT9103/##**

Da completare con gli accessori | To complete with accessories*

MINI TRACK 24/48V BIEMISSIONE 24/48V BIEMISSION TRACK MODULE



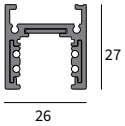

Dim. mm	L.mm	CODE
	1000	**LT9401/##**
26x27	2000	**LT9402/##**
	3000	**LT9403/##**

Da completare con gli accessori | To complete with accessories*

MINI TRACK 24/48V BIEMISSIONE ARRETRATA 24/48V BACK BIEMISSION TRACK MODULE



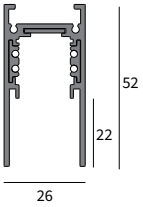

Dim. mm	L.mm	CODE
	1000	**LT9501/##**
26x52	2000	**LT9502/##**
	3000	**LT9503/##**

Da completare con gli accessori | To complete with accessories*

*È vietato utilizzare alimentatori, driver, sistemi Bus Dati e componenti non omologati SELV e/o che abbiano una U-OUT maggiore di 60 V dc - Lucifero's raccomanda l'utilizzo di un ripetitore optoisolato DALI compatibile. The use of NON SELV or U-OUT > 60V dc power supplies, drivers and components is strictly forbidden. - Lucifero's recommends the usage of an opto-insulated repeater DALI compatible .

TAPPO DI CHIUSURA PER PROFILO LT91## SOFFITTO/SOSPENSIONE BLIND END FOR CODE LT91## WALL/CEILING MOUNTING



profilo/profile		CODE
Ⓒ	1 pz	**LT9110/##**

Ordinare almeno 2 pezzi | To order minimum 2 pcs

TAPPO DI CHIUSURA PER PROFILO LT92## INCASSO RASATO RECESSED TRACKS BLIND END FOR CODE LT92## TRIMLESS RECESSED MOUNTING



profilo/profile		CODE
Ⓑ	1 pz	**LT9210/02**

Ordinare almeno 2 pezzi | To order minimum 2 pcs

TAPPO DI CHIUSURA PER PROFILO LT93## E LT95## ARRETRATO BACK RECESSED TRACK BLIND END



profilo/profile		CODE
Ⓐ Ⓔ	1 pz	**LT9310/02**

Ordinare almeno 2 pezzi | To order minimum 2 pcs

TAPPO DI CHIUSURA PER PROFILO LT94## BIEMISSIONE BIEMISSION TRACK BLIND END



profilo/profile		CODE
Ⓓ	1 pz	**LT9410/##**

Ordinare almeno 2 pezzi | To order minimum 2 pcs

BRIDGE CON BLUETOOTH INTEGRATO INTEGRATED BLUETOOTH BRIDGE

24V 48V CE

Not powered, to convert Bluetooth signal to Dali for Mini Track, max 64 connectable drivers
Non alimentato per convertire segnale Bluetooth in Dali per Mini Track, max 64 driver collegabili



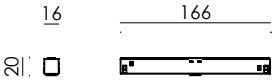

L.mm	CODE
166	**LT9120BD/##**

Il dispositivo ha le seguenti caratteristiche: 1-può gestire al massimo 64 driver, ovvero 64 spot 2-può convertire il segnale bluetooth in Dali 3-può essere alimentato a 24V o a 48V 4-può essere posizionato in qualsiasi punto del binario 5-è compatibile con il sistema App My Light. | The Bluetooth bridge has the following characteristics: 1- It can manage a maximum of 64 drivers 2- convert the Bluetooth signal to Dali 3- it supports both 24V or 48V power supply 4- it might be installed anywhere on the track 5- it is compatible with the My Light App system.

TESTATA NON POLARIZZATA NON-POLARIZED HEAD

24V 48V CE



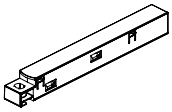

CODE
LT9120/##

GIUNTO LINEARE NON POLARIZZATO NOT POLARIZED CONNECTOR FOR TRACK SYSTEM

24V 48V CE



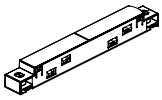

CODE
LT9123/##

GIUNTO ANGOLARE NON POLARIZZATO NOT POLARIZED ANGLE CONNECTOR FOR TRACK SYSTEM

24V 48V CE



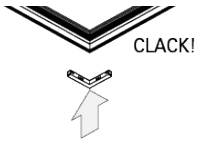

CODE
LT9126/##

Richiede taglio profilo a 45° | Necessary cut 45° in the profile

COPPIA DI STAFFE DI FISSAGGIO BINARIO INCASSO RASATO COUPLE OF FLUSH MOUNTING BRACKET FOR RECESSED TRACK



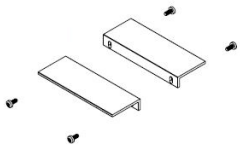

profilo/profile	CODE
Ⓐ Ⓑ	**LT9211**

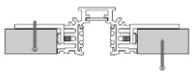

**Una ogni (vedi immagini sotto con indicazione del carico | One every (see the image below with the indication of load)

GIUNTO MECCANICO DI UNIONE BINARIO INCASSO E INCASSO ARRETRATO REINFORCEMENT BRACKET FOR DIRECT RECESSED AND RECESSED FLUSH MOUNTING

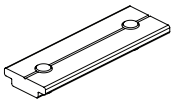

profilo/profile	CODE
Ⓐ Ⓑ	**LT9212/02**

GIUNTO 90 SOLO PER LT94 E LT95** ** 90° JOINT ONLY FOR LT94** AND LT95**



profilo/profile	CODE
Ⓓ Ⓔ	**LT9346/02**

Richiede taglio profilo a 45° | Necessary cut 45° in the profile

VERSIONI DISPONIBILI/AVAILABLE VERSION

FINITURA/FINISHING

/01 bianco | white

/02 nero | black

BLUETOOTH 5.0 COMPATIBLE
IOS & Android Apps



COMPOSIZIONE CODICE: xxx.x /##
HOW TO CREATE THE CODE: **F1000/01**

CODE
F1000 **/##** — finishing
|
base code

** MAX LOAD

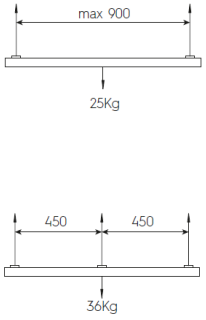

GIUNTO MECCANICO DI UNIONE PER BINARIO SOSPENSIONE REINFORCEMENT BRACKET FOR SUSPENSION

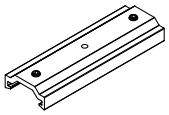

profilo/profile	CODE
Ⓐ	**LT9112**

STAFFA DI FISSAGGIO BIEMISSIONE FLUSH MOUNTING BRACKET FOR BIEMISSION TRACK

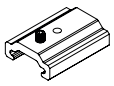

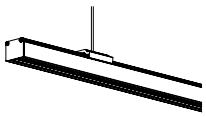

profilo/profile	CODE
Ⓓ Ⓔ	**LT9411**

**Per la quantità da ordinare vedi immagine sotto con indicazione del carico | For the quantity see the image below with the indication of load

STAFFA PER SOSPENSIONE SUSPENSION HANGER

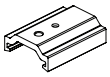

profilo/profile	CODE
Ⓒ Ⓓ Ⓔ	**LT9111/##**

**Per la quantità da ordinare vedi immagine sotto con indicazione del carico | For the quantity see the image below with the indication of load

SOSPENSIONE CON CAVO DI ACCIAIO STEEL SUSPENSION CABLE- JUNTA DE SUSPENSION CON ALIMENTADOR

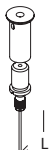

profilo/profile	CODE
Ⓒ Ⓓ Ⓔ	**LT9036.1**

**Per la quantità da ordinare vedi immagine sotto con indicazione del carico | For the quantity see the image below with the indication of load

UTENSILE PER PIEGATURA BENDING TOOL- UTENSILO PARA PIEGADO CONDUCTORES

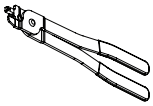

CODE
LT9043.1

ACCESSORI / ACCESSORIES

DRIVER DA ABBINARE POWER SUPPLY

	CODE	On/Off	Dali	Push & Dimm	1-10V	I	Vin	Vout range	W	LXPXH (mm)	Ø (mm)	IP
48V	**AE100.48V**	●				0	90-264V	48V	100	200,5x69,5x39	80	20
	AE50.48V	●				0	220-240V	48	50	225x60x36	70	20

** MAX LOAD

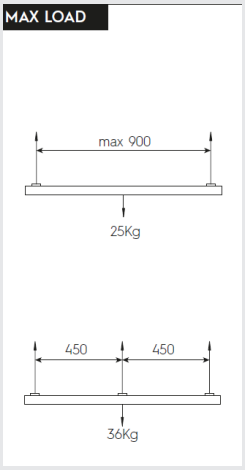



MICROFILE

MINI TRACK

VERSIONI DISPONIBILI/AVAILABLE VERSION

● **KELVIN**
- **27** 2700K
- **30** 3000K
- **40** 4000K

● **DIMMABLE** (OPTIONAL)
- **D** Dali Touch & Dimm

Per la versione Dali scegliere un alimentatore ON OFF da posizionare remoto.
For Dali version combine a ON OFF power supply to place remotely

/ ## FINITURA/FINISHING
- **/01** bianco | white
- **/02** nero | black

COMPOSIZIONE CODICE: xxx.x ●●/##
HOW TO CREATE THE CODE: **F1000.827D/01**

CODE
F1000.8 ● ● /## — finishing
base code | kelvin | dimmable

MICROFILE LED

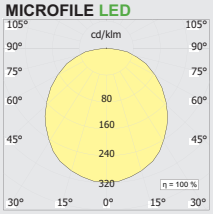

Su richiesta gestione Bluetooth
Upon request Bluetooth management

MICROFILE MINI TRACK / MICROFILE MINI TRACK

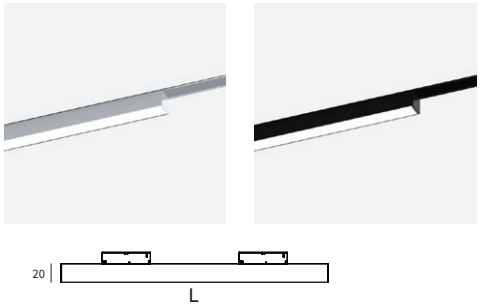

LED

W	L.mm	lm prod 3000K	CODE
19,8	925	1958	**MF101.8 ● /##**
26,4	1220	2611	**MF102.8 ● /##**
33	1515	3263	**MF103.8 ● /##**

LED

W	L.mm	lm prod 3000K	CODE
19,8	925	1958	**MF111.8 ● ● /##**
26,4	1220	2611	**MF112.8 ● ● /##**
33	1515	3263	**MF113.8 ● ● /##**

Binario (LT91, LT92, LT94) da ordinare separatamente | Track system (LT91, LT92, LT94) to be ordered separately .
TYPE **A C D**

MICROFILE TRACK ARRETRATO MICROFILE DEEP RECESSED TRACK

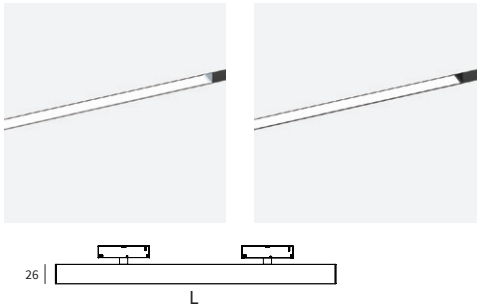

LED

W	L.mm	lm prod 3000K	CODE
19,8	925	1958	**MF201.8 ● /##**
26,4	1220	2611	**MF202.8 ● /##**
33	1515	3263	**MF203.8 ● /##**

LED

W	L.mm	lm prod 3000K	CODE
19,8	925	1958	**MF211.8 ● ● /##**
26,4	1220	2611	**MF212.8 ● ● /##**
33	1515	3263	**MF213.8 ● ● /##**

Binario (LT93, LT95) da ordinare separatamente | Track system (LT93, LT95) to be ordered separately
TYPE **B E**

MICROFILE MINI TRACK SHANGHAI

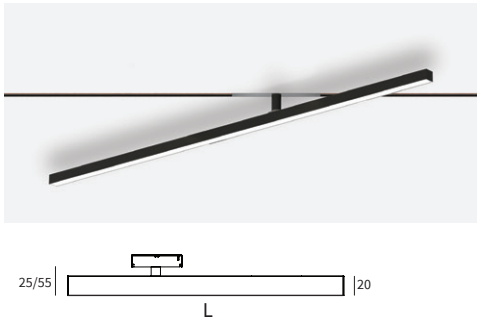

linear di luce - LED line

W	L.mm	H	lm product 3000K	CODE
19,8	925	25+ADAPTER	1958	**MF301.8 ● /##**
26,4	1220	25+ADAPTER	2611	**MF302.8 ● /##**
19,8	925	55+ADAPTER	1958	**MF303.8 ● /##**
26,4	1220	55+ADAPTER	2611	**MF304.8 ● /##**

linear di luce - LED line

W	L.mm	H	lm product 3000K	CODE
19,8	925	25+ADAPTER	1958	**MF311.8 ● ● /##**
26,4	1220	25+ADAPTER	2611	**MF312.8 ● ● /##**
19,8	925	55+ADAPTER	1958	**MF313.8 ● ● /##**
26,4	1220	55+ADAPTER	2611	**MF314.8 ● ● /##**

Binario (LT91, LT92, LT94) da ordinare separatamente | Track system (LT91, LT92, LT94) to be ordered separately.
MF303.8 e MF304.8 idonei anche per incasso arretrato - Suitable for deep recessed version also.
TYPE **A C D**



LEVA QUADRA
MINI TRACK

LEVA QUADRA Q4 MINI TRACK



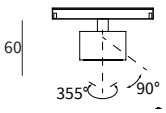

STANDARD

LED 24V e 48V				lm prod./beam 3000K			
W	Dim.	H	Kg	S20°	F32°	W50°	CODE
8,8	68x68	60+adapter	0,60	800	745	662	**LV321.9** ●●● **/##**



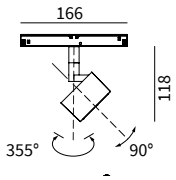

ARRETRATO DEEP RECESSED TRACK

LED 24V e 48V				lm prod./beam 3000K			
W	Dim.	H	Kg	S20°	F32°	W50°	CODE
8,8	68x68	118+adapter	0,60	800	745	662	**LV321A.9** ●●● **/##**

LEVA QUADRA Q9 MINI TRACK



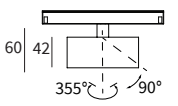

STANDARD

LED 48V				lm prod./beam 3000K			
W	Dim.	H	Kg	S20°	F32°	W50°	CODE
19,8	98x98	60+adapter	0,90	1800	1676	1490	**LV325.9** ●●● **/##**



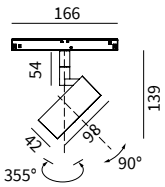

ARRETRATO DEEP RECESSED TRACK

LED 48V				lm prod./beam 3000K			
W	Dim.	H	Kg	S20°	F32°	W50°	CODE
19,8	98x98	139+adapter	0,90	1800	1676	1490	**LV325A.9** ●●● **/##**

● **KELVIN**

27 2700K
30 3000K
40 4000K

● **FASCIO**/BEAM

S Spot 20°
F Flood 32°
W Wide 50°

● **DIMMABLE** (OPTIONAL)

D Dali Touch & Dimm

Per la versione Dali scegliere un alimentatore ON OFF da posizionare remoto.
For Dali version combine a ON OFF power supply to place remotely

/ ## FINITURA/FINISHING

/01 telaio bianco, ottica nera | white frame, black optic
/02 telaio nero, ottica nera | black frame, black optic
/41 telaio bianco, ottica bianca | white frame, white optic
/42 telaio nero, ottica oro | black frame, gold optic



IRIDE
MINI TRACK

IRIDE MINI TRACK 43L

48V 24V LED incl. IP20 CRI >90



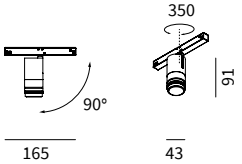

LED 24V e 48V		lm product/beam 3000K	
W	ø	W39°	CODE
6,7	43	742	**IR08.9** ● ● ● **/##**



MINI TRACK

● **KELVIN**
27 2700K
30 3000K
40 4000K

● **FASCIO**/BEAM
W Wide 39°

● **DIMMABLE** (OPTIONAL)
D Dali Touch & Dimm

Per la versione Dali scegliere un alimentatore ON OFF da posizionare remoto.
For Dali version combine a ON OFF power supply to place remotely

/ ## FINITURA/FINISHING

/01 bianco | white
/02 nero| black
/21 bianco, anello cromo | white, chrome ring
/25 nero, anello cromo | black, chrome ring
/28 bianco, anello nero | white, black ring

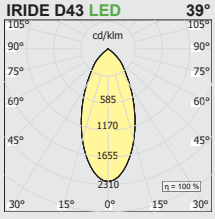



FOCUS
MINI TRACK

VERSIONI DISPONIBILI/
AVAILABLE VERSION

● **KELVIN**

27 2700K
30 3000K
40 4000K

● **FASCIO**/BEAM

S Spot
F Flood
W Wide
Z Asymmetric

Per i gradi vedi in tabella. For degree check the table.

● **DIMMABLE** (OPTIONAL)

D Dali Touch & Dimm

Per la versione Dali scegliere un alimentatore ON OFF da posizionare remoto.
For Dali version combine a ON OFF power supply to place remotely

FOCUS 26

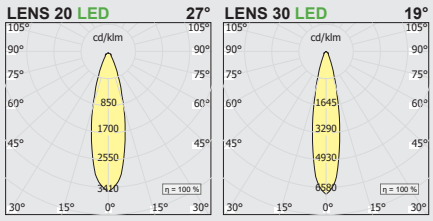

FOCUS 36

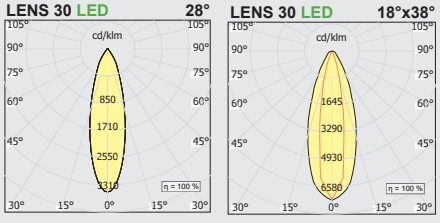

FOCUS 55

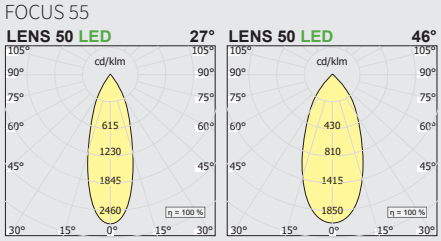

/ ## FINITURA/FINISHING

/01 bianco | white
/02 nero | black
/03 cromo | chrome

LENTI CON ANELLO / LENSES WITH RING



	ø	Kg	CODE	Col.
LENTE SATINATA / SATINED LENS	55	0,01	**L055S.A/**	**01-02**
LENTE ELISSOIDALE / ELIPSOID LENS	55	0,01	**L055E.A/**	**01-02**
LENTE ASIMMETRICA / ASYMMETRIC LENS	55	0,01	**L055A.A/**	**01-02**
FILTRO NIDO D'APE / HONEY COMB LOUVER	55	0,01	**L055R.A/**	**01-02**

FOCUS T26 MINI TRACK 24/48V



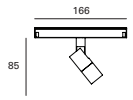

STANDARD

LED 24V e 48V				lm product/beam 3000K	
W	ømm	Hmm	L mm	F27°	CODE
5,7	26	85	166	571	**FS501.9** ●●● /##

● Disponibille solo fascio **F** | Available only **F** beam



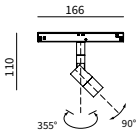

ARRETRATO DEEP RECESSED TRACK

LED 24V e 48V				lm product/beam 3000K	
W	ømm	Hmm	L mm	F27°	CODE
5,7	26	110	166	571	**FS501A.9** ●●● /##

● Disponibille solo fascio **F** | Available only **F** beam

FOCUS T36 MINI TRACK 24/48V



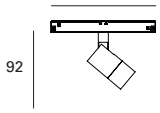

STANDARD

LED 24V e 48V				lm product/beam 3000K			
W	ømm	Hmm	L mm	S19°	F25°	Z18°x38°	CODE
8	36	92	166	665	695	508	**FS502.9** ●●● /##



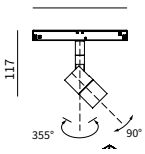

ARRETRATO DEEP RECESSED TRACK

LED 24V e 48V				lm product/beam 3000K			
W	ømm	Hmm	L mm	S19°	F25°	Z18°x38°	CODE
8	36	117	166	665	695	508	**FS502A.9** ●●● /##

FOCUS T55 MINI TRACK 24/48V



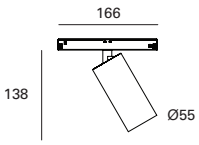

STANDARD

LED 24V e 48V				lm product/beam 3000K		
W	ømm	Hmm	L mm	F27°	W46°	CODE
12,7	55	138	166	1285	1289	**FS504.9** ●●● /##
18,5	55	138	166	1575	1579	**FS503.9** ●●● /##

● Disponibilli solo fascio **F, W** | Available only **F,W** beam



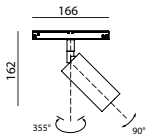

ARRETRATO DEEP RECESSED TRACK

LED 24V e 48V				lm product/beam 3000K		
W	ømm	Hmm	L mm	F27°	W46°	CODE
12,7	55	162	166	1285	1289	**FS504A.9** ●●● /##
18,5	55	162	166	1575	1579	**FS503A.9** ●●● /##

● Disponibilli solo fascio **F, W** | Available only **F,W** beam

Accessori - accessories: L055#.A: Anello ø55 + lente - lens with ring ø55

FOCUS 2T26 MINI TRACK 48V



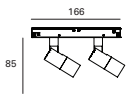

STANDARD

LED 48V				lm product/beam 3000K	
W	ømm	Hmm	L mm	F27°	CODE
2 x 6,2	26	85	166	1142	**FS551.9** ●●● /##



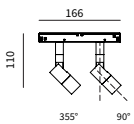

ARRETRATO DEEP RECESSED TRACK

LED 48V				lm product/beam 3000K	
W	ømm	Hmm	L mm	F27°	CODE
2 x 6,2	26	110	166	1142	**FS551A.9** ●●● /##

FOCUS 2T36 MINI TRACK 48V



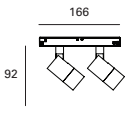

STANDARD

LED 48V				lm product/beam 3000K			
W	ømm	Hmm	L mm	S19°	F25°	Z18°x38°	CODE
2 x 8,7	36	92	166	1330	1390	1016	**FS552.9** ●●● /##



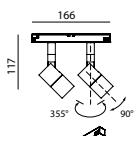

ARRETRATO DEEP RECESSED TRACK

LED 48V				lm product/beam 3000K			
W	ømm	Hmm	L mm	S19°	F25°	Z18°x38°	CODE
2 x 8,7	36	117	166	1330	1390	1016	**FS552A.9** ●●● /##



IPIPEDI

MINI TRACK

VERSIONI DISPONIBILI/AVAILABLE VERSION

● **KELVIN**

27 2700K
30 3000K
40 4000K

● **FASCIO/**BEAM

F Flood
W Wide

Per i gradi vedi in tabella. For degree check the table.

● **DIMMABLE** (OPTIONAL)

D Dali Touch & Dimm

Per la versione Dali scegliere un alimentatore ON OFF da posizionare remoto.
For Dali version combine a ON OFF power supply to place remotely

/ ## FINITURA/FINISHING

/01 bianco | white
/02 nero | black
/60 verniciato corten / corten painted
/99 grafite / graphite

COMPOSIZIONE CODICE: xxx.x ● ● ●/##
HOW TO CREATE THE CODE: **F1000.827SD/01**

CODE
F1000.8 ● ● ● /## — finishing
base code | kelvin | beam | dimmable

IPIPEDI 300

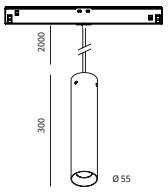









LED 48V				lm product/beam 3000K		
W	ø	H	Kg	F24°	W36°	CODE
6,8	55	300	1,26	330	450	**PP115.9 /##**

LED				lm product/beam 3000K		
W	ø	H	Kg	F27°	W46°	CODE
12	55	300	1,26	1285	1289	**PP116.9 /##**
18	55	300	1,26	1575	1579	**PP117.9 /##**

IPIPEDI 125

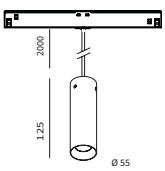









LED 48V				lm product/beam 3000K		
W	ø	H	Kg	F24°	W36°	CODE
6,8	55	125	1	330	450	**PP118.9 /##**

LED				lm product/beam 3000K		
W	ø	H	Kg	F27°	W46°	CODE
12	55	125	1	1285	1289	**PP119.9 /##**
18	55	125	1	1575	1579	**PP120.9 /##**

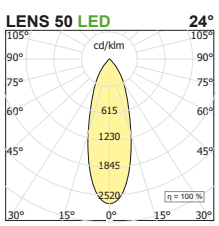

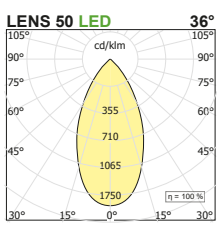

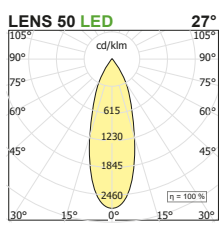

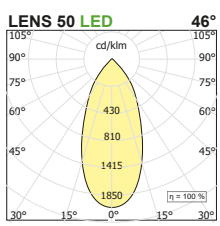





GRID

MINI TRACK



691 mm



463 mm



235 mm

GRID MINI TRACK 48V

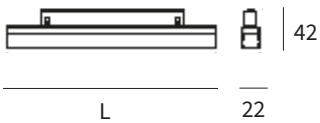

LED 75lm/W W	L.mm	DIM. mm	lm product 3000K 24°	36°	CODE
8	235	22 X 42 h	560	560	**GRD01.9 ●●/##**
16	463	22 X 42 h	1100	1100	**GRD02.9 ●●/##**
24	691	22 x 42 h	1650	1650	**GRD03.9 ●●/##**

VERSIONI DISPONIBILI/AVAILABLE VERSION

● **KELVIN**
- **27** 2700K
- **30** 3000K
- **40** 4000K

● **FASCIO/**BEAM
- **F** Flood 24°
- **W** Wide 36°

● **DIMMABLE** (OPTIONAL)
- **D** Dali Touch & Dimm

Per la versione Dali scegliere un alimentatore ON OFF da posizionare remoto.
For Dali version combine a ON OFF power supply to place remotely

/ ## FINITURA/FINISHING
- **/01** bianco | white
- **/02** nero | black

COMPOSIZIONE CODICE: xxx.x ●●●/##
HOW TO CREATE THE CODE: **F1000.827SD/01**

CODE
F1000.8 ● ● ● **/##** — finishing
base code | kelvin | beam | dimmable

LUCE INDIRETTA SU PROFILO E /
INDIRECT LIGHT ON “E” PROFILE

DIFFUSORE INDIRETTO IN POLICARBONATO OPALINO / INDIRECT OPAL WHITE POLYCARBONATE DIFFUSER



L.mm	Kg	CODE
1000	0.16	**LT94P.1000**
2000	0.33	**LT94P.2000**
3000	0.50	**LT94P.3000**

MINITRACK

ELEMENTI LUMINOSI/ *LIGHT ELEMENTS*

LINEA DI LUCE DA 5 METRI/ LED LINE 5 METERS ROLL



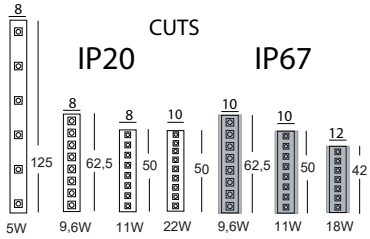

Strip led ad alta efficienza con biadesivo e supporto di larghezza 8-12 mm su bobina da 5 metri, da alimentare con driver stabilizzati in tensione da 24Vdc. Classe di isolamento III. | High efficiency strip led with biadhesive and support of 8-12 mm wide on 5 meters roll. To be fed with 24Vdc voltage-stabilized driver. Insulation class III.

24V CRI >80 UK CA CE

Linea di luce Led IP20 24V

W/m	V	Led/m	lm/m		lm/W	CRI	IP	L.mm	CODE
5,5	24	60	270		49	80	20	5000	**ST05.O.5**
9,6	24	120	540		56	80	20	5000	**ST10.O.5**
11	24	180	1200		109	80	20	5000	**ST11.O.5**
22	24	168	3015		139	80	20	5000	**ST22.O.5**
13+13	24	80+80	2120+2230	2700-6500K	cut 50mm		20	5000	**ST22.TW.5**

Linea di luce Led IP67 24V

W/m	V	Led/m	lm/m	lm/W	CRI	IP	L.mm	CODE
9,6	24	120	540	56	80	67	5000	**ST10.O.5IP**
11	24	160	1660	151	80	67	5000	**ST15.O.5IP**
18	24	168	1964	109	80	67	5000	**ST20.O.5IP**

Linea di luce RGB - RGBW 24V

W/m	V	Led/m	lm/m	Beam	Type	CUT	L.mm	CODE
95W	24	60	270	120°	RGB + White 3000K	100	5000	**ST20.RGBW.5**
100W	24	120	540		RGB + White 2700K	100	5000	**ST19.RGBW.5IP**
100W	24	168	3015		RGB + White 2700K	100	5000	**ST19.RGBW.5**

VERSIONI DISPONIBILI/AVAILABLE VERSION

O KELVIN

27 2700K
30 3000K
40 4000K

COMPOSIZIONE CODICE: xxx.x O /##
HOW TO CREATE THE CODE: **F1000.827/01**

CODE
F1000.8 O **/##** — finishing
base code | kelvin

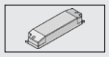

DRIVERS VEDI | SEE **P.447** 24V





TRACK SYSTEM

& PROJECTORS

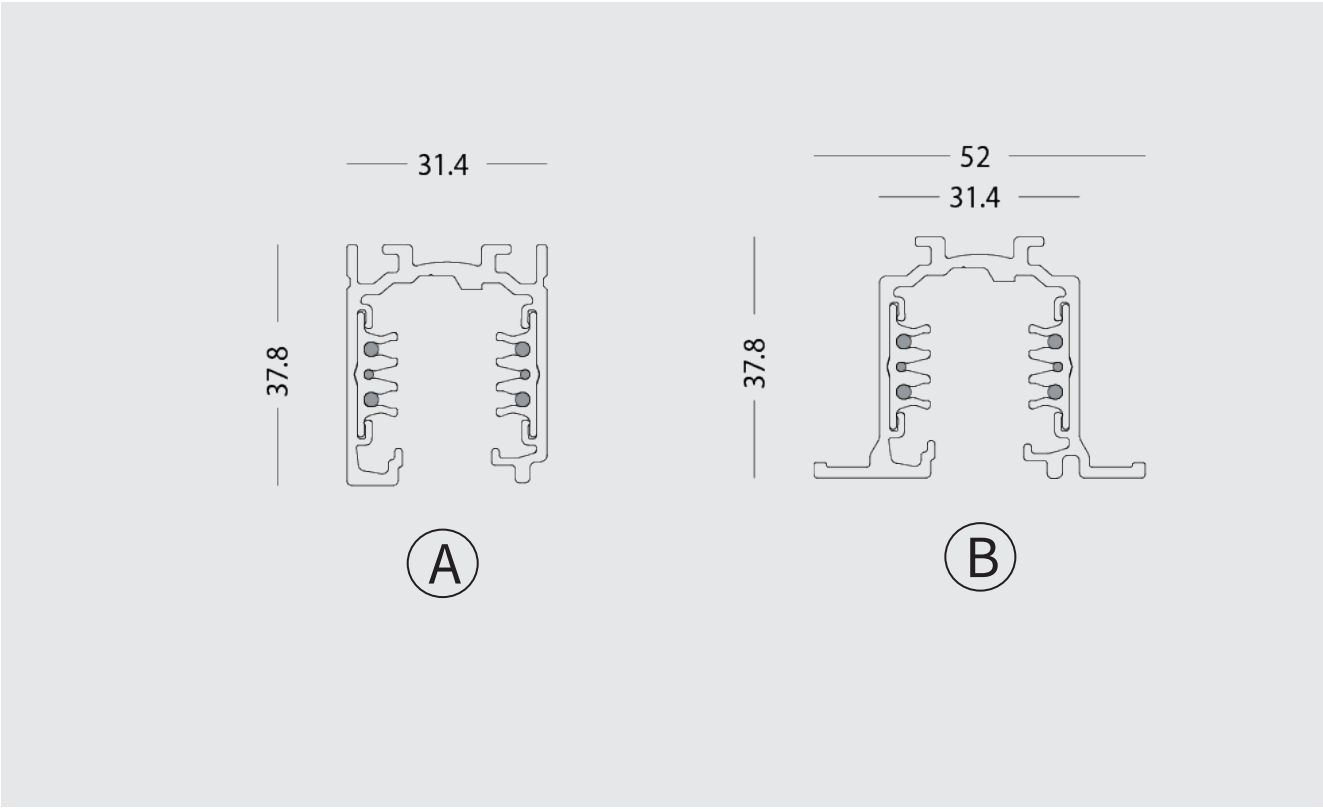

TRACK SYSTEM

Binario elettrificato costituito da un estruso in alluminio verniciato a polveri epossidiche che incorpora quattro conduttori in rame (tre fasi e un neutro max 16A) e due conduttori in rame per il segnale di controllo, isolati mediante canalina in PVC. Conduttore di terra 4mm² incorporato. Possibilità di gestione separata di tre circuiti On/Off oppure di gestione tramite segnale digitale (DALI). Il sistema è certificato secondo la norma EN 60570 e la sua installazione deve essere eseguita da personale qualificato e secondo la normativa d'installazione elettrica vigente. Sono previsti quattro tipi di fissaggio: a soffitto o a parete (in verticale), utilizzando le asole già previste nel binario; a soffitto o a parete (in verticale) tramite la clip metallica (da ordinare separatamente); sospeso tramite kit di sospensione (da ordinare separatamente) o ad incasso senza superare i carichi massimi specificati. Da utilizzare con proiettori dotati di adattatore Eurostandard (per funzionamento standard) o DALI-Stucchi (per funzionamento DALI).

Electrified track consisting of an extruded aluminum epoxy powders painted which incorporates four copper conductors (three phases and a neutral max 16A) and two copper conductors for the control signal, insulated by a PVC conduit. Built-in 4mm² ground conductor. Possibility of separate management of three On/Off circuits or control via digital signal (DALI). The system is certified according to EN 60570 and its installation must be carried out by qualified personnel according to the current electrical installation legislation. There are four types of fixing methods: on the ceiling or on the wall (vertically), using the slots already provided in the track; ceiling or wall (vertically) through the metal clip (to be ordered separately); suspended using the suspension kit (to be ordered separately) or recessed without exceeding the specified maximum loads. To be used with projectors equipped with Eurostandard adapter (for standard operation) or DALI-Stucchi (for DALI operation).

UK CONFORMITY ASSESSMENT E EUROPEAN CERTIFICATION / UK CONFORMITY ASSESMENT AND EUROPEAN CERTIFICATION

PRODOTTI COSTRUITI CON MATERIALE RECICLABILE / PRODUCTS MADE OF RECYCLABLE MATERIAL

5 **GARANZIA DI 5 ANNI /** 5-YEAR WARRANTY

FINITURE/FINISHINGS

01-BIANCO/ WHITE

02-NERO/ BLACK

FINITURE PREMIUM PROIETTORI /PREMIUM FINISHINGS FOR PROJECTOR

81-ORO ROSA/ ROSE GOLD

82-BRONZO/ BRONZE

83-OTTONE SATINATO / BRUSHED BRASS



DIGI



LEVA QUADRA



FOCUS



MORE



IRIDE S



IRIDE L



SEMPLICE 55



SEMPLICE 90



PHAR



MINIFILE OPENLIGHT



FILE 2

SCHEMA D'UTILIZZO - *INSTALLING INSTRUCTIONS*

SCELTA DELLE CONNESSIONI - *CHOICE OF CONNECTIONS*

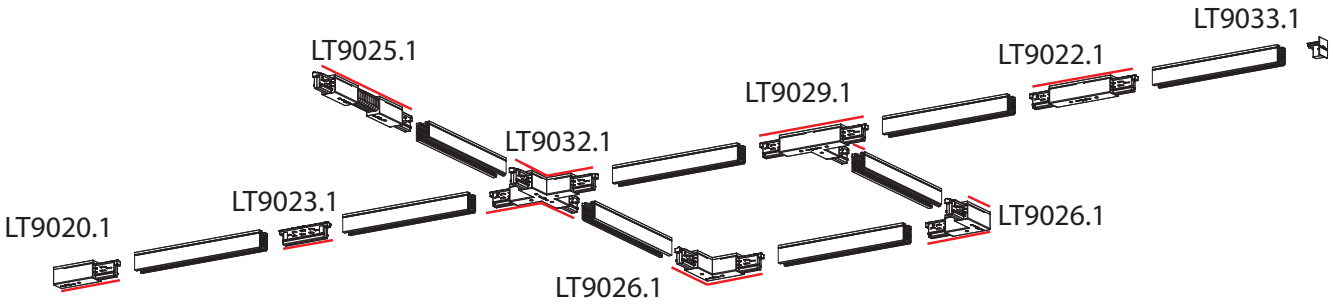

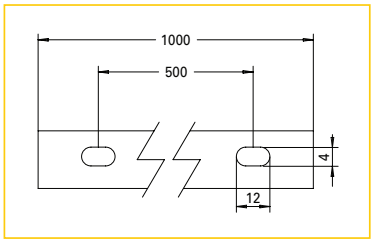

Fig. 1 Posizione asole
Pic. 1 Needle points position

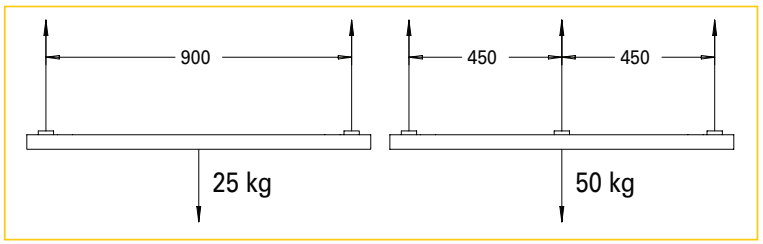

Fig. 2 Schema di carico
Pic. 2 Load scheme

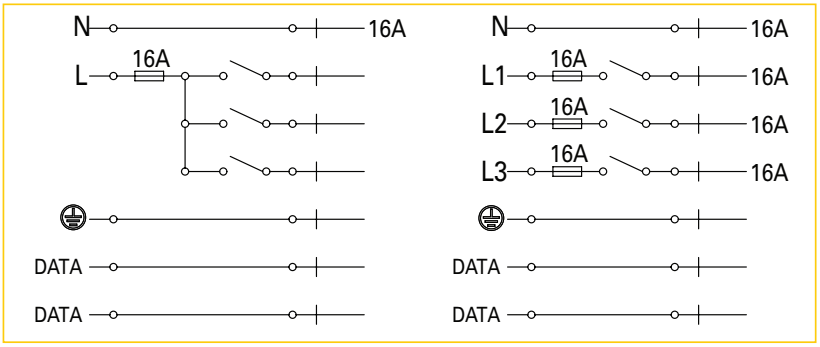

Fig. 3 Schema elettrico
Pic. 3 Electrical scheme

NOTE:

VERSIONI AD INCASSO
Per la versione ad incasso è necessario sostituire il coperchio standard con il coperchio per controsoffitti da ordinare separatamente.

RECESSED VERSION
The standard cover must be replaced with the recessed cover not included in the package and to be ordered separately.

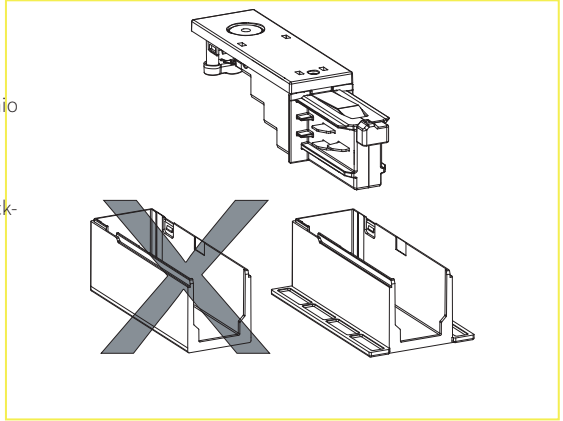



A **MODULO BINARIO EUROSTANDARD 230V ON/OFF - DALI - 1-10V** 230V TRACK MODULE



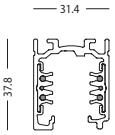

Dim.	L.mm	CODE
31,4x37,8	**1000**	**LT9001.1/##**
31,4x37,8	**2000**	**LT9002.1/##**
31,4x37,8	**3000**	**LT9003.1/##**

Da completare con gli accessori | To complete with accessories

B **MODULO BINARIO DA INCASSO EUROSTANDARD 230V** 230V TRACK MODULE



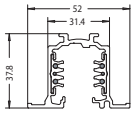

Dim.	L.mm	CODE
52x37,8	1000	**LT9011.1/ ##**
52x37,8	2000	**LT9012.1/ ##**
52x37,8	3000	**LT9013.1 /##**

Da completare con gli accessori | To complete with accessories

VERSIONI DISPONIBILI/AVAILABLE VERSION

FINITURA/FINISHING

/01 bianco | white

/02 nero | black

COMPOSIZIONE CODICE: xxx.x /##

HOW TO CREATE THE CODE: **F1000/01**

CODE

F1000 **/##** — finishing

base code

MAX LOAD



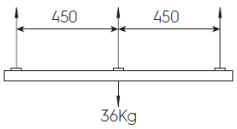

TAPPO DI CHIUSURA BLIND END

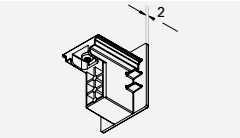

profilo/profile	CODE
Ⓐ	**LT9033.1/##**

TAPPO DI CHIUSURA PER BINARIO DA INCASSO RECESSED END CAP

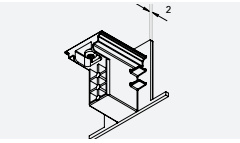

profilo/profile	CODE
Ⓑ	**LT9033IN.1**

STAFFA PER CARTONGESSO PER BINARIO DA INCASSO HANGER FOR PLASTERBOARD FOR RECESSED TRACK



profilo/profile	CODE
Ⓑ	**LT9041.1**

GIUNTO LINEARE CONNECTOR

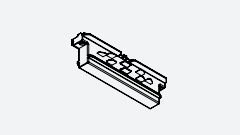

profilo/profile	CODE
Ⓐ Ⓑ	**LT9023.1/##**

ALIMENTAZIONE DI TESTA DX RIGHT HEAD FEED

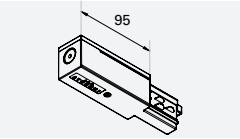

profilo/profile	L.mm	CODE
Ⓐ Ⓑ	95	**LT9020.1/##**

Possibilità di gestione separata di tre circuiti On/Off oppure di gestione tramite segnale digitale (DALI) | Arranged for ON/OFF separate three-circuit switch or management through digital signal (DALI)

ALIMENTAZIONE DI TESTA SX LEFT HEAD FEED

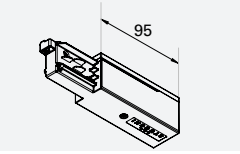

profilo/profile	L.mm	CODE
Ⓐ Ⓑ	95	**LT9021.1/##**

Possibilità di gestione separata di tre circuiti On/Off oppure di gestione tramite segnale digitale (DALI). | Arranged for ON/OFF separate three-circuit switch or management through digital signal (DALI).

COPERTURA PER ALIMENTATORE DI TESTA PER INSTALLAZIONE AD INCASSO COVER HEAD FEED FOR RECESSED VERSION



profilo/profile	CODE
Ⓐ Ⓑ	**LT9050.1 /##**

ALIMENTATORE CENTRALE MID FEED

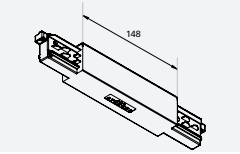

profilo / profile	L.mm	CODE
Ⓑ	148	**LT9022.1/##**

Possibilità di gestione separata di tre circuiti On/Off oppure di gestione tramite segnale digitale (DALI)/ Arranged for ON/OFF separate three-circuit switch or management

COPERTURA PER ALIMENTATORE CENTRALE PER INSTALLAZIONE AD INCASSO COVER MID FEED FOR RECESSED VERSION

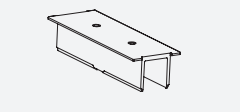

	CODE
Ⓑ	**LT9051.1 /##**

GIUNTO "L" “L” JOINT

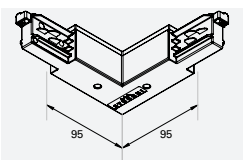

profilo/profile	Dim.	L.mm	CODE
Ⓐ Ⓑ	esterno	95x95	**LT9026.1/##**
Ⓐ	interno	95x95	**LT9027.1 /##**

COPERTURA PER GIUNTO A "L" PER INSTALLAZIONE AD INCASSO COVER “L” JOINT FOR RECESSED VERSION

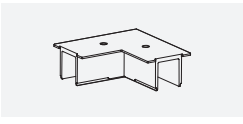

profilo/profile	CODE
Ⓑ	**LT9052.1 /##**

GIUNTO "T" "T" JOINT

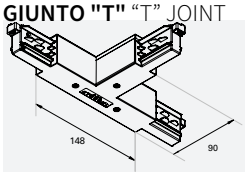

profilo/profile	Dim.	L.mm	CODE
Ⓐ Ⓑ	esterno dx	148x90	**LT9028.1 /##**
Ⓐ Ⓑ	esterno sx	148x90	**LT9029.1 /##**
Ⓐ Ⓑ	interno dx	148x90	**LT9030.1 /##**
Ⓐ Ⓑ	interno sx	148x90	**LT9031.1 /##**

COPERTURA PER GIUNTO A "T" PER INSTALLAZIONE AD INCASSO COVER "T" JOINT FOR RECESSED VERSION

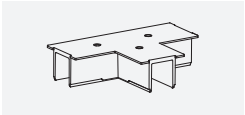

profilo/profile	CODE
Ⓑ	**LT9053.1 /##**

GIUNTO "X" "X" JOINT

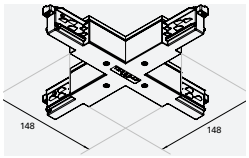

profilo/profile	Dim.mm	CODE
Ⓐ Ⓑ	148x148	**LT9032.1 /##**

COPERTURA PER GIUNTO A "X" PER INSTALLAZIONE AD INCASSO COVER "X" JOINT FOR RECESSED VERSION

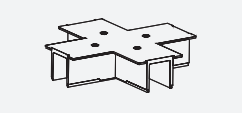

profilo/profile	CODE
Ⓑ	**LT9054.1/##**

CURVA REGOLABILE 60°-300° FLEXIBLE CORNER CONNECTOR 0°-360°

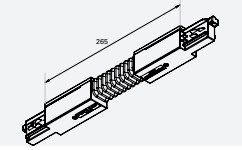

profilo/profile	L.mm	CODE
Ⓐ Ⓑ	265	**LT9025.1/##**

COPRIFILO IP40 CABLE COVER IP40



profilo/profile	CODE	Col.
Ⓐ Ⓑ	**LT9040.1**	**/01**

STAFFA DI FISSAGGIO A SOFFITTO CEILING CLIP

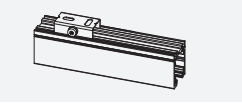

profilo/profile	CODE
Ⓐ	**LT9038.1**

**Per la quantità da ordinare vedi immagine sotto con indicazione del carico | For the quantity see the image below with the indication of load

UTENSILE PER PIEGATURA BENDING TOOL

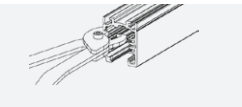

CODE
LT9043.1

GIUNTO PER SOSPENSIONE CONNECTOR FOR SUSPENDED TRACK

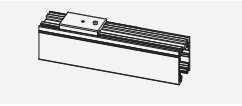

profilo/profile	CODE
Ⓐ	**LT9034.1/##**

SOSPENSIONE CON CAVO DI ACCIAIO STEEL SUSPENSION CABLE

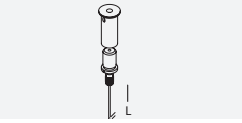

profilo/profile	CODE
Ⓐ	**LT9036.1**

**Per la quantità da ordinare vedi immagine sotto con indicazione del carico | For the quantity see the image below with the indication of load

VERSIONI DISPONIBILI/AVAILABLE VERSION

FINITURA/FINISHING

/01 bianco | white

/02 nero | black

COMPOSIZIONE CODICE: xxx.x /##

HOW TO CREATE THE CODE: **F1000/01**

CODE

F1000 **/##** — finishing

base code

**

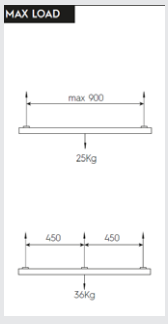



DIGI NEW
TRACK

DIGI TRACK / DIGI TRACK

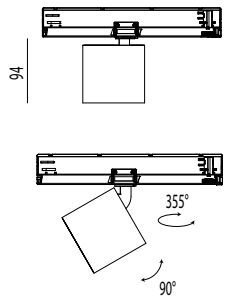


01


02

LED W	L mm	lm prod S15°	F24°	W38°	CODE
17	90x94	1930	1827	1905	**DG601.9** ● ● ● **/##**
24.3	90x94	2468	2356	2430	**DG602.9** ● ● ● **/##**
32	90x94	3006	2885	2955	**DG603.9** ● ● ● **/##**

A B
Binario da ordinare separatamente | Track system to be ordered separately .

VERSIONI DISPONIBILI/AVAILABLE VERSION

● **KELVIN**
- **27** 2700K
- **30** 3000K
- **35** 3500K
- **40** 4000K

● **FASCIO/**BEAM
- **S** Spot 20°
- **F** Flood 32°
- **W** Wide 50°

● **DIMMABLE** (OPTIONAL)
- **D** Dali Touch & Dimm

SU RICHIESTA ON DEMAND
- **CA** Sistema di controllo CASAMBI / CASAMBI control system

/ ## FINITURA/FINISHING
- **/01** bianco | white
- **/02** nero | black

/ ## PREMIUM /PREMIUM
- **/81** oro rosa shine/shine rose gold
- **/82** bronzo/ bronze
- **/83** ottone spazzolato/ brushed brass



LEVA QUADRA
TRACK

NEW

LEVA QUADRA Q9 TRACK

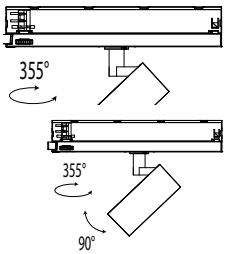


01


02


41


42

LED 48V				lm prod./beam 3000K			
W	Dim.	H	Kg	S20°	F32°	W50°	CODE
19,8	98x98	60+adapter	0,90	1800	1676	1490	**LV602.9** ● ● ● **/##**

VERSIONI DISPONIBILI/AVAILABLE VERSION

● **KELVIN**

27 2700K
30 3000K
35 3500K
40 4000K

● **FASCIO/**BEAM

S Spot 20°
F Flood 32°
W Wide 50°

● **DIMMABLE** (OPTIONAL)

D Dali Touch & Dimm

SU RICHIESTA ON DEMAND

CA Sistema di controllo CASAMBI / CASAMBI control system

/ ## FINITURA/FINISHING

/01 telaio bianco, ottica nera | white frame, black optic
/02 telaio nero, ottica nera | black frame, black optic
/41 telaio bianco, ottica bianca | white frame, white optic
/42 telaio nero, ottica oro | black frame, gold optic



FOCUS NEW

TRACK

FOCUS TRACK

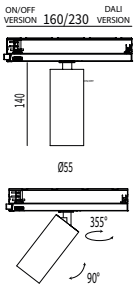





LED			lm product/beam 3000K			
W	mA	ø	H.mm	F27°	W46°	CODE
12	350	55	140	1285	1289	**FS603.9 ● ● ● /##**
18	500	55	140	1575	1579	

GU10 LED			
W	ø	H.mm	CODE
50	55	140	**FS615/##**

VERSIONI DISPONIBILI/AVAILABLE VERSION

● KELVIN
- **27** 2700K
- **30** 3000K
- **35** 3500K
- **40** 4000K

● FASCIO/BEAM
- **F** Flood 27°
- **W** Wide 46°

Per i gradi vedi in tabella. For degree check the table.

● DIMMABLE (OPTIONAL)
- **D** Dali Touch & Dimm

/ ## FINITURA/FINISHING
- **/01** bianco | white
- **/02** nero | black

/ ## PREMIUM /PREMIUM
- **/81** oro rosa shine/shine rose gold
- **/82** bronzo/ bronze
- **/83** ottone spazzolato/ brushed brass

COMPOSIZIONE CODICE: xxx.x ● ● ●/##
HOW TO CREATE THE CODE: **F1000.827SD/01**

CODE
F1000.8 ● ● ● **/##** — finishing
base code | kelvin | beam | dimmable

LENTI CON ANELLO / LENSES WITH RING



	ø	Kg	CODE	Col.
LENTE SATINATA / SATINED LENS	55	0,01	**L055S.A/**	**01-02**
LENTE ELISSOIDALE / ELIPSOID LENS	55	0,01	**L055E.A/**	**01-02**
LENTE ASIMMETRICA / ASYMMETRIC LENS	55	0,01	**L055A.A/**	**01-02**
FILTRO NIDO D'APE/ HONEY COMB LOUVER	55	0,01	**L055R.A/**	**01-02**



MORE NEW
TRACK

MORE TRACK

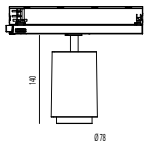

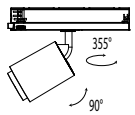





LED			lm product/beam 3000K			
W	ø	H	S24°	F36°	W50°	CODE
20	78	140	2100	2100	2100	**ME601.9** ● ●/##
28	78	140	3360	3360	3360	**ME602.9** ● ●/##
32	78	140	3840	3840	3840	**ME603.9** ● ●/##

VERSIONI DISPONIBILI/AVAILABLE VERSION

● **KELVIN**
- 27 2700K
- 30 3000K
- 35 3500K
- 40 4000K



● **FASCIO/**BEAM
- S Spot 24°
- F Flood 36°
- W Wide 50°

Per i gradi vedi in tabella. For degree check the table.

● **DIMMABLE** (OPTIONAL)
- D Dali Touch & Dimm

/ ## FINITURA/FINISHING
- **/01** bianco | white
- **/02** nero | black

COMPOSIZIONE CODICE: xxx.x ● ● ●/##
HOW TO CREATE THE CODE: **F1000.827SD/01**

CODE
F1000.8 ● ● ● **/##** — finishing
base code | kelvin | beam | dimmable

IRIDE
TRACK



Adattatore compatibile con binari One Track (A.A.G. Stucchi) o Global Track pulse (Nordic Aluminium) | Track adaptor compatible with One track (A.A.A.G.Stucchi) or Global Track pulse (Nordic Alluminum)

VERSIONI DISPONIBILI/AVAILABLE VERSION

● **KELVIN**

27 2700K
30 3000K
35 3500K
40 4000K

● **FASCIO/BEAM**

S Spot
F Flood
W Wide

Per i gradi vedere in tabella - For degree check the table

● **DIMMABLE** (OPTIONAL)

D Dali Touch & Dimm

/ ## FINITURA/FINISHING

/01 bianco | white
/02 nero| black
/21 bianco, anello cromo | white, chrome ring
/25 nero, anello cromo | black, chrome ring
/28 bianco, anello nero | white, black ring

COMPOSIZIONE CODICE: xxx.x ●●●/##
HOW TO CREATE THE CODE: **F1000.827SD/01**

CODE
F1000.8 ● ● ● /## — finishing
base code | kelvin | beam | dimmable

Binario da ordinare separatamente | Track system to be ordered separately

IRIDE S TRACK



IRIDE TRACK 86S

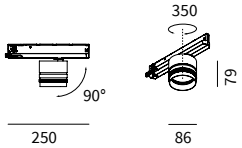

LED		lm product/beam 3000K			
W	ø	S19°	F24°	W40°	CODE
18	86	1772	1832	1586	IR10.9 ●●● /##
26	86	2193	2252	2008	IR11.9 ●●● /##

IRIDE TRACK 114S

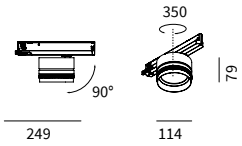

LED		lm product/beam 3000K			
W	ø	S12°	F24°	W36°	CODE
26	114	2118	2531	2108	IR12.9 ●●● /##
34	114	2476	2942	2596	IR13.9 ●●● /##

IRIDE L TRACK



IRIDE TRACK 86L

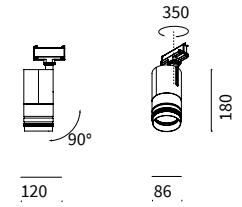

LED		lm product/beam 3000K			
W	ø	S19°	F24°	W40°	CODE
18	86	1772	1832	1586	IR14.9 ●●● /##
26	86	2193	2252	2008	IR15.9 ●●● /##

IRIDE TRACK 114L

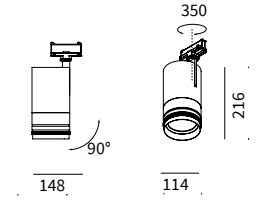

LED		lm product/beam 3000K			
W	ø	S12°	F24°	W36°	CODE
26	114	2118	2531	2108	IR16.9 ●●● /##
34	114	2476	2942	2596	IR17.9 ●●● /##

IRIDE 86

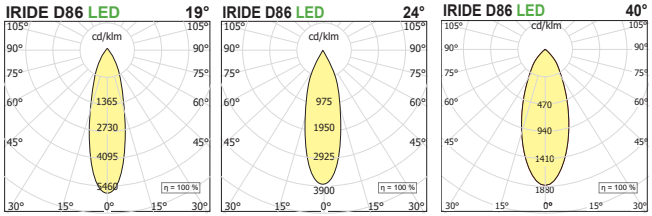

IRIDE 114

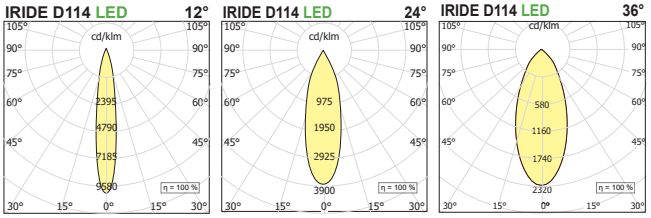

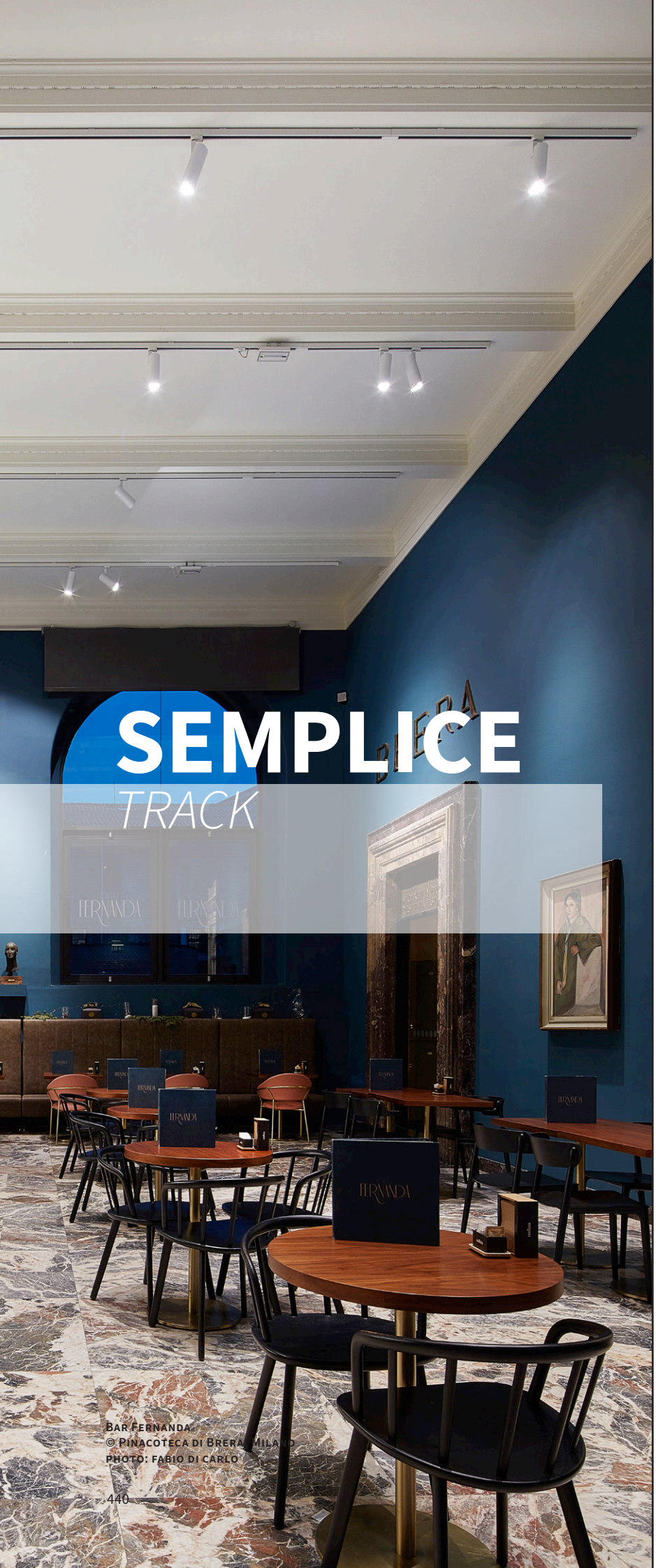

SEMPLICE
TRACK

Bar Fernanda
© Pinacoteca di Brera, Milano
Photo: Fabio Di Carlo

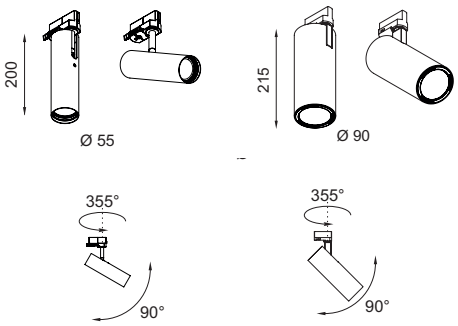

Adattatore compatibile con binari One Track (A.A.G. Stucchi) o Global Track pulse (Nordic Aluminium) | Track adaptor compatible with One track (A.A.A.G.Stucchi) or Global Track pulse (Nordic Alluminum)

VERSIONI DISPONIBILI/AVAILABLE VERSION

● KELVIN		○ KELVIN	
27	2700K	27	2700K
30	3000K	30	3000K
35	3500K	35	3500K
40	4000K	40	4000K
HC	Horticulture		
TW	Tunable White Dali*		

* Note: Gli apparecchi con temperatura di colore variabile (Tunable White) vengono forniti comprensivi di alimentatore Dali | The devices with variable color temperature (Tunable White) are supplied with integrated Dali power supply.

● **FASCIO**/BEAM



S Spot
F Flood
W Wide

Per i gradi vedere in tabella - For degree check the table

● **DIMMABLE** (OPTIONAL)
D Dali Touch & Dimm
DF Dimm taglio di fase | dimm trailing /leading edge

/ ## FINITURA/FINISHING

/01 bianco | white
/02 nero | black
/49 moka | moka

COMPOSIZIONE CODICE: xxx.x ●●●/##
HOW TO CREATE THE CODE: **F1000.827SD/01**

CODE
F1000.8 ● ● ● /## — finishing
base code | kelvin | beam | dimmable

SEMPLICE TRACK

B55 BINARIO B55 TRACK



LED				lm product/beam 3000K		
W	ø	H	Kg	F27°	W46°	CODE
12	55	200	1,0	1285	1289	**SE403.9** ○●● **/##**
18	55	200	1,0	1575	1579	**SE404.9** ○●● **/##**

● Disponibili solo fasci **F** e **W** | Available only **F** and **W** beams
● Disponibile solo D | Available only D

Accessori - accessories: L055#.A: Anello ø55 + lente lens with ring ø55

B90 BINARIO B90 TRACK



LED				lm product/beam 3000K			
W	ø	H	Kg	S15°	F24°	W38°	CODE
17	90	215	1,6	1930	1827	1905	**SE401.9** ●●● **/##**
24,3	90	215	1,6	2468	2356	2430	**SE402.9** ●●● **/##**
32	90	215	1,6	3006	2885	2955	**SE405.9** ●●● **/##**

Accessori - accessories: L085#.A: Anello ø85 + lente - lens with ring ø85

ACCESSORI / ACCESSORIES

LENTI CON ANELLO / LENSES WITH RING



	ø	Kg	CODE
LENTE SATINATA / SATINED LENS	55	0,01	**L055S.A/ ##**
LENTE ELISSOIDALE / ELIPSOID LENS	55	0,01	**L055E.A/ ##**
LENTE ASIMMETRICA / ASYMMETRIC LENS	55	0,01	**L055A.A/ ##**
FILTRO NIDO D'APE / HONEY COMB LOUVER	55	0,01	**L055R.A/ ##**

	ø	Kg	CODE
LENTE SATINATA / SATINED LENS	85	0.01	**L085S.A/ ##**
LENTE ELISSOIDALE / ELIPSOID LENS	85	0.01	**L085E.A/ ##**
LENTE ASIMMETRICA / ASYMMETRIC LENS	85	0.01	**L085A.A/ ##**
FILTRO NIDO D'APE / HONEY COMB LOUVER	85	0.01	**L085R.A/ ##**

/## Disponibili in colore bianco o nero. Available white or black finishing.
note: Per proiettori da ø90. Aumenta l'altezza del prodotto di 10mm for Projector diam. 90 the lens increases the product height by 10mm



SEMPLICE 55

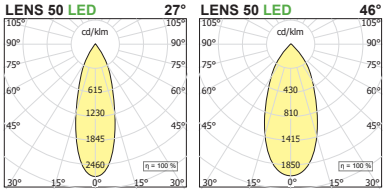

SEMPLICE 90

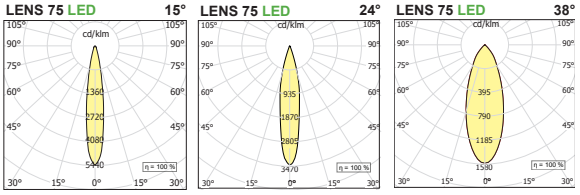



PHAR
TRACK

Secondo Marino abbigliamento - Foggia
Bar Fernanda
Interior Design: Dario Puteo
© Pinasotteca Brer
Nome Studio: ILAB2.0 Design Studio
Photo: Fabio di Carlo

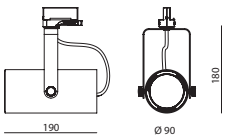

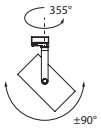

Adattatore compatibile con binari One Track (A.A.G. Stucchi) o Global Track pulse (Nordic Aluminium) | Track adaptor compatible with One track (A.A.A.G.Stucchi) or Global Track pulse (Nordic Alluminum)

VERSIONI DISPONIBILI/AVAILABLE VERSION

● **KELVIN**

27 2700K
30 3000K
35 3500K
40 4000K
HC Horticulture
TW Tunable White Dali*

* Note: Gli apparecchi con temperatura di colore variabile (Tunable White) vengono forniti comprensivi di alimentatore Dali | The devices with variable color temperature (Tunable White) are supplied with integrated Dali power supply.

● **FASCIO/**BEAM

S Spot
F Flood
W Wide

Per i gradi vedere in tabella - For degree check the table

● **DIMMABLE** (OPTIONAL)

D Dali Touch & Dimm
DF Dimm taglio di fase | dimm trailing /leading edge

/ ## FINITURA/FINISHING

/01 bianco | white
/02 nero | black
/49 moka | moka

COMPOSIZIONE CODICE: xxx.x ● ● ●/##
HOW TO CREATE THE CODE: **F1000.827SD/01**

CODE
F1000.8 ● ● ● /## — finishing
base code | kelvin | beam | dimmable

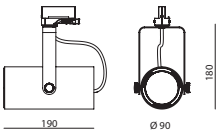

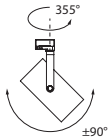


01


02


49

LED				lm product/beam 3000K			
W	ø	H	Kg	S15°	F24°	W38°	CODE
17	90	180	1,2	1930	1827	1905	**PH002.9 /##**
24,3	90	180	1,2	2468	2356	2430	**PH005.9 /##**
32	90	180	1,2	3006	2885	2955	**PH006.9 /##**

* Note: Gli apparecchi con temperatura di colore variabile (Tunable White) vengono forniti comprensivi di alimentatore DALI | The devices with variable color temperature (Tunable White) are supplied with integrated DALI power supply.

Accessori - accessories: L085S.A: Anello ø85 + lente - lens with ring ø85

Adattatore compatibile con binari One Track (A.A.G. Stucchi) o Global Track pulse (Nordic Aluminium)/ Track adaptor compatible with One track (A.A.A.G.Stucchi) or Global Track pulse (Nordic Alluminum)

ACCESSORI / ACCESSORIES

LENTI CON ANELLO / LENSES WITH RING



	ø	Kg	CODE
LENTE SATINATA / SATINED LENS	85	0.01	**L085S.A/ ##**
LENTE ELISSOIDALE / ELIPSOID LENS	85	0.01	**L085E.A/ ##**
LENTE ASIMMETRICA / ASYMMETRIC LENS	85	0.01	**L085A.A/ ##**
FILTRO NIDO D'APE/ HONEY COMB LOUVER	85	0.01	**L085R.A/ ##**

/## Anelli disponibili in colore bianco o nero. Available white or black finishing.
note: L'uso della lendte aumenta l'altezza del prodotto di 10mm | The lens increases the product height by 10mm


49

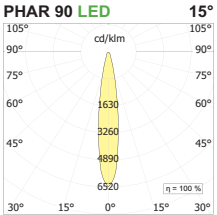

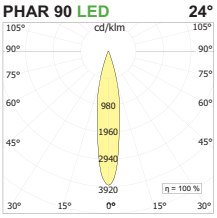

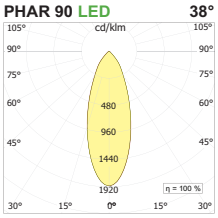



MINIFILE OPENLIGHT

TRACK

MINIFILE OPENLIGHT TRACK

A LUCE DIRETTA E DIFFUSA / DIRECT AND DIFFUSED LIGHT

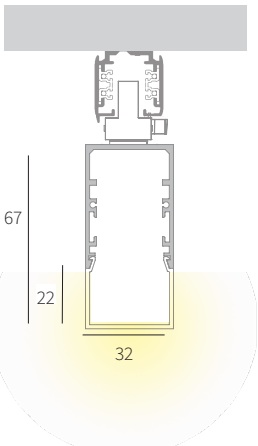

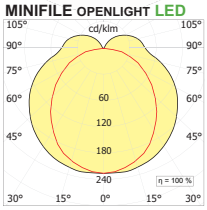







LED W	L mm	lm product 3000K	CODE
12,8	580	1050	**MO120.8 ● ● /##**
19,2	860	1575	**MO121.8 ● ● /##**
25,6	1140	2100	**MO122.8 ● ● /##**
32	1420	2625	**MO123.8 ● ● /##**
38,4	1700	3150	**MO124.8 ● ● /##**

● **KELVIN**

27 2700K

30 3000K

40 4000K

● **DIMMABLE** (OPTIONAL)

D Dali Touch & Dimm

SU RICHIESTA ON DEMAND

E Versione ad emergenza | Emergency version

D10 Dimmerabile 1-10V | Dimmable 1-10V

CA Sistema di controllo CASAMBI | CASAMBI control system

/ ## FINITURA/FINISHING

/01 bianco | white

/02 nero | black

/27 alluminio anodizzato | anodized aluminium



FILE2
TRACK

FILE 2 TRACK
PER CARTONGESSO A LUCE DIRETTA E DIFFUSA / FOR FALSE CEILING DIRECT AND DIFFUSED LIGHT

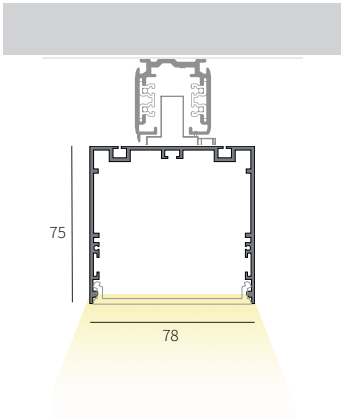









FILE2 opal LED

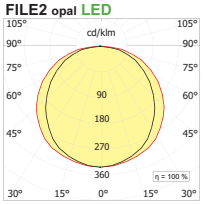

FILE2 microprismatic LED

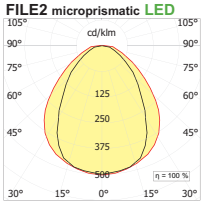

LED 24W/m		lm product 3000K/diffuser		
W	L.mm	with opal diffuser	with microprismatic	CODE
19,2	860	1371	1533	**F2501.8** ● ● ●/##
25,6	1140	1828	2044	**F2502.8** ● ● ●/##
32	1420	2285	2555	**F2503.8** ● ● ●/##

LED 32W/m		lm product 3000K/diffuser		
W	L.mm	with opal diffuser	with microprismatic	CODE
27	860	1930	2157	**F2531.8** ● ● ●/##
36	1140	2573	2877	**F2532.9** ● ● ●/##
45	1420	3216	3596	**F2533.9** ● ● ●/##

● **KELVIN**

27 2700K
30 3000K
40 4000K

● DIFFUSORE/DIFFUSER

P Diffusore in policarbonato bianco opale | White opal policarbonate diffuser

X Microprismatic *
* Diffusore microprismatico a luminanza controllata (conforme alla normativa EN 12464-1). | Microprismatic diffuser controlled luminance (conform to standard EN 12464-1).

● DIMMABLE (OPTIONAL)

D Dali Touch & Dimm

SU RICHIESTA ON DEMAND

E Versione ad emergenza / Emergency version
D10 Dimmerabile 1-10V / Dimmable 1-10V
CA Sistema di controllo CASAMBI/ CASAMBI control system

/ ## FINITURA/FINISHING

/01 bianco/white
/02 nero/black
/27 alluminio satinato/satined aluminium
/49 moka

ALIMENTATORI - POWER SUPPLIES
p. 446

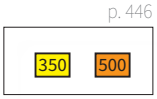

TAGLI A MISURA - CUSTOM CUTS
p. 453

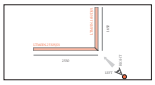

GRADO DI PROTEZIONE IP - DEGREE OF PROTECTION IP
p. 454



LIVELLO DI ILLUMINAMENTO - LIGHTING LEVEL
p. 455



SIMBOLOGIA - SYMBOLS
p. 456



SOMMARIO CODICI - SUMMARY CODE p. 436

ATTENZIONE:
NEL CASO DI INSERIMENTO IN UN FORO ISPEZIONABILE SI PREGA DI PORRE LA NECESSARIA ATTENZIONE ALLE MISURE DELL'ALIMENTATORE: AXB , L E Ø

ATTENTION:
IN CASE OF INSTALLATION IN AN INSPECTABLE HOLE PLEASE PAY ATTENTION TO THE POWER SUPPLY MEASUREMENTS: AXB, L AND Ø

		NOTE	TAGLIO DI FASE TRAILING EDGE	DALI	DALI 2	TOUCH & DIMM	1-10 V	mA	V IN	V OUT RANGE	W	AXB MM	L mm	FORO Ø MM	IP
350	AE350.8C							350	100÷240	0,5÷25	0,5÷8	35x21,5	68	42	20
	AE350.10C							350	220÷240	17÷29	6÷10	39x20	65	45	20
	AE350.10CD		X					350	220÷240	8,5÷28	3÷10	38x21	94	45	20
	AE350.11C							350	220÷240	2÷31	0,7÷11	37x28	128	48	20
	AE350.15C							350	220÷240	26÷43	9÷15	40,5x22	85	47	20
	AE350.15CD		X					350	220÷240	26÷43	9÷15	40,5x22	85	47	20
	AE350.25CD		X					350	220÷240	45÷72	16÷25	38x29	131	50	20
	AE500.20C.MP	to be set at 350mA						250-500	220÷240	30÷42	10,5÷14,5	40,5x22	85	96	20
	AE500.20CD.MP	to be set at 350mA			X	X		250-550	220÷240	3÷45	1÷15,5	40,5x22	116	92	20
	AE700.20C.10V.MP	to be set at 350mA				X	X	350-900	110÷127 220÷240	43	15	52x22	112	55	20
	AE700.20C.MP	to be set at 350mA						350-700	220÷240	2÷54	0,7÷19	52x22	112	55	20
	AE700.20CD.MP	to be set at 350mA			X			350-700	110÷127 220÷240	2÷54	0,7÷19	52x22	112	55	20
	AE700.30CD.MP	to be set at 350mA					X	350-700	220÷240	27÷44	9,5÷15,5	44x23	98	45	20
	AE700.32C.MP	to be set at 350mA						350-700	220÷240	1÷46	0,5÷16	46x34	166	60	20
	AE700.32C1.MP	to be set at 350mA						350-700	110÷127 220÷240	2÷46	0,7÷16	67x21	103	72	20
	AE700.32CD.MP	to be set at 350mA			X			350-700	110÷127 220÷240	24	0,7÷16	67x21	103	63	20
	AE900.30CD.MP	to be set at 350mA			X	X	X	350-900	220÷240	9÷58	3,2÷20	67x22	103	72	20
	AE900.36C.MP	to be set at 350mA						150-900	220÷240	2,5÷50	0,9÷17,5	30x21	163	39	20
	AE900.36CD.MP	to be set at 350mA			X	X		150-900	220÷240	2,5÷50	0,9÷17,5	30x21	163	39	20
	AE1050.38CD.MP	to be set at 350mA			X	X		350-1050	220÷240	10÷51	3,5÷18	44x30	147	55	20
	AE1050.38CD2C.MP	to be set at 350mA (2 channels)			X			350-1050	220÷240	20÷50 x ch	17,5 x ch	70x31	215	78	20
	AE1050.50C.MP	to be set at 350mA						350-1050	110÷127 220÷240	2÷74	0,7÷25	79x22	124	84	20
	AE1050.50CD.MP	to be set at 350mA			X	X	X	350-1050	110÷127 220÷240	2÷74	0,7÷25	79x22	124	84	20

		NOTE	TAGLIO DI FASE TRAILING EDGE	DALI	DALI 2	TOUCH & DIMM	1-10 V	mA	V IN	V OUT RANGE	W	AXB MM	L mm	FORO Ø MM	IP
500	AE500.6C							500	100÷240	1÷12	0,5÷6	35x21,5	68	42	20
	AE500.10C							500	220÷240	13÷20	6,5÷10	39x20	65	45	20
	AE500.10CD		X					500	220÷240	9÷20	4÷10	38x21	94	45	20
	AE500.14C							500	110÷127 220÷240	1÷28	0,5÷14	22x19	158	32	20
	AE500.15CD		X					500	220÷240	18÷30	9÷15	40,5x22	85	48	20
	AE500.16CD		X					500	220÷240	20÷32	10÷16	38x29	131	48	20
	AE500.20C.MP							250-500	220÷240	30÷42	15÷21	40,5x22	85	48	20
	AE500.20C1							500	110÷127 220÷240	3÷40	1,5÷20	38x28	122	48	20
	AE500.20CD.MP				X	X		200-550	220÷240	3÷40	1,5÷20	40,5x22	116	48	20
	AE700.20C.10V.MP	to be set at 500mA				X	X	350-900	110÷127 220÷240	40	20	52x22	112	55	20
	AE700.20C.MP	to be set at 500mA						350-700	220÷240	2÷40	1÷20	52x22	112	55	20
	AE700.20CD.MP	to be set at 500mA			X			350-700	110÷127 220÷240	2÷40	1÷20	52x22	112	55	20
	AE700.30C.MP	to be set at 500mA						350-700	220÷240	27÷45	13,5÷22,5	44x23	138	44	20
	AE700.32C.MP	to be set at 500mA						350-700	220÷240	1÷46	0,5÷23	46x34	166	59	20
	AE700.32C1.MP	to be set at 500mA						350-700	110÷127 220÷240	2÷46	0,5÷23	67x21	103	72	20
	AE700.32CD.MP	to be set at 500mA			X			350-700	110÷127 220÷240	24	??	67x21	103	72	20
	AE700.36CDF.MP	to be set at 500mA	X					500-700	220÷240	30÷52	15÷26	44x30	138	55	20
	AE700.40C.MP	to be set at 500mA						500-700	220÷240	25÷57	12,5÷28	67,5x31	104	76	20
	AE900.30CD.MP	to be set at 500mA			X	X	X	300-900	220÷240	9÷42	4,5÷29	67x22	103	72	20
	AE900.36C.MP	to be set at 500mA						150-900	220÷240	2,5÷50	1,25÷25	30x21	163	39	20
	AE900.36CD.MP	to be set at 500mA			X	X		150-900	220÷240	2,5÷50	1,25÷25	30x21	163	39	20
	AE1050.38CD.MP	to be set at 500mA			X	X		350-1050	220÷240	10÷54	5÷27	44x30	147	55	20
	AE1050.38CD2C.MP	to be set at 500mA			X			350-1050	220÷240	20÷50	25 x ch	70x31	215	78	20
	AE1050.40CD.MP	to be set at 500mA			X	X	X	500-1050	220÷240	9÷58	4,5÷29	79x24	123	84	20
	AE1050.50C.MP	to be set at 500mA						350-1050	110÷127 220÷240	2÷72	1÷35	79x22	124	84	20
	AE1050.50CD.MP	to be set at 500mA			X	X	X	350-1050	110÷127 220÷240	2÷72	1÷35	79x22	124	84	20

700

	NOTE	TAGLIO DI FASE TRAILING EDGE	DALI	DALI 2	TOUCH & DIMM	1-10 V	I	V IN	V OUT RANGE	W	AXB mm	L mm	FORO Ø mm	IP
AE700.10C							700	220÷240	8,6÷14,5	6÷10	39x20	65	45	20
AE700.10CD		X					700	220÷240	8,6÷12,9	6÷9	40,5x22	85	45	20
AE700.11C							700	110÷120 220÷240	0,5÷16	0,5÷11	22x19	158	32	20
AE700.12C							700	110÷127 220÷240	0,5÷17	1÷12	34x19	115	41	20
AE700.15C							700	220÷240	13÷21	9÷15	40,5x22	85	48	20
AE700.16CD		X					700	220÷240V	13÷21	9÷14	40,5x22	85	48	20
AE700.20CD.MP				X			350-700	110÷127 220÷240	2÷29	1,4÷20	52x22	112	55	20
AE700.20C.10V.MP					X	X	350-900	110÷127 220÷240	29	20	52x22	112	55	20
AE700.20C.MP							350-700	220÷240V	2÷29	1,4÷20	52x22	112	55	20
AE700.29CDF		X					700	220÷240V	25÷42	17,5÷29,4	40x30	145	52	20
AE700.30C.MP							350-700	220÷240V	27÷42	19÷30	44x23	138	52	20
AE700.32C.MP							350-700	220÷240V	1÷46	1÷32	46x34	166	59	20
AE700.32C1.MP							350-700	110÷127 220÷240	??	1,4÷32	67x21	103	72	20
AE700.32CD.MP				X			350-700	110÷127 220÷240	??	1,4÷32	67x21	103	72	20
AE700.36CDF.MP		X					500-700	220÷240V	30÷52	21÷36	44x30	138	55	20
AE700.40C.MP							500-700	220÷240V	25÷57	17,5÷40	67,5x31	104	76	20
AE700.50C							700	220÷240V	34÷72	24÷50	70x32	171	79	20
AE700.50CD.MP				X	X	X	350-700	110÷127 220÷240	1÷70	0,7÷49	79x22	124	84	20
AE900.30CD.MP	to be set at 700mA			X	X	X	300-900	220÷240	9÷42	6,3÷30	67x22	103	72	20
AE900.36C.MP	to be set at 700mA						150-900	220÷240	2,5÷50	1,75÷35	30x21	163	39	20
AE900.36CD.MP	to be set at 700mA			X	X		150-900	220÷240	2,5÷50	1,75÷35	30x21	163	39	20
AE1050.33CD.MP	to be set at 700mA			X	X		700-1050	220÷240	3÷40	2,1÷28	42,5x24	136	52	20
AE1050.38CD.MP	to be set at 700mA			X	X		350-1050	220÷240	10÷54	7÷38	44x30	147	55	20
AE1050.38CD2C.MP	to be set at 700mA			X			350-1050	220÷240	20÷50 x ch	35 x ch	70x31	215	79	20
AE1050.40CD.MP	to be set at 700mA			X	X	X	500-1050	220÷240	9÷58	6,3÷40	79x24	123	85	20
AE1050.50C.MP	to be set at 700mA						350-1050	220÷240	2÷71	1,5÷50	79x22	124	84	20
AE1050.50CD.MP	to be set at 700mA			X	X	X	350-1050	110÷127 220÷240	2÷71	1,5÷50	79x22	124	84	20
AE1400.50CD.MP	to be set at 700mA			X	X	X	700-1400	220÷240V	9÷58	6,3÷40,6	79x24	123	85	20

		NOTE	TAGLIO DI FASE TRAILING EDGE	DALI	DALI 2	TOUCH & DIMM	1-10 V	I	V IN	V OUT RANGE	W	AXB mm	L mm	FORO Ø mm	IP
900	AE700.20C.10V.MP					X	X	350-900	110÷127 220÷240	22	20	52x22	112	55	20
	AE900.30CD.MP				X	X	X	300-900	220÷240V	9÷34	8÷30	67x22	103	72	20
	AE900.36C							900	220÷240V	30÷40	36	43x25	97	57	20
	AE900.36C.MP							150-900	220÷240V	2,5÷40	2,25÷36	30x21	163	39	20
	AE900.36CD.MP				X	X		150-900	220÷240V	2,5÷40	2,25÷36	30x21	163	39	20
	AE1050.33CD.MP	to be set at 900mA			X	X		700-1050	220÷240V	3÷38	2,7÷34	42,5x24	136	52	20
	AE1050.38CD.MP	to be set at 900mA			X	X		350-1050	220÷240V	10÷42	9÷38	44x30	147	55	20
	AE1050.38CD2C.MP	to be set at 900mA			X			350-1050	220÷240V	20÷42 x ch	38 x ch	70x31	215	79	20
	AE1050.40CD.MP	to be set at 900mA			X	X	X	500-1050	220÷240V	9÷45	8÷40	79x24	123	85	20
	AE1050.50C.MP	to be set at 900mA						350-1050	110÷127 220÷240	2÷55	2÷50	79x22	124	84	20
	AE1050.50CD.MP	to be set at 900mA			X	X	X	350-1050	110÷127 220÷240	2÷55	2÷50	79x22	124	84	20
	AE1400.50CD.MP	to be set at 900mA			X	X	X	700-1400	220÷240V	9÷56	8÷50	79x24	123	85	20
TW	AE50D.24.TW	to be set at 350/500/700/900mA		X				max 0,7A	220÷240V	24	50	32x22	345	40	20
24V	AE30.24V							max 1,2 A	220÷240V	24	30	50x17	156	55	20
	AE30.24VL							max 1,2 A	220÷240V	24	30	30x17	251	35	20
	AE20.24V							max 0,8 A	200÷240V	24	20	35x16	103	40	20
	AE50.24V							max 2 A	200÷240V	24	50	58x18	160	62	20
	AE60.24VL							max 2,5A	200÷240V	24	60	30x17	304	35	20
	AE75.24V							max 3 A	200÷240V	24	75	45X30	170	60	20
	AE100.3.24V							max 4 A	200÷240V	24	100	56,4x17,2	177	75	20
	AE100.24VIP							max 4 A	100÷300V	24	100	63x32	140	75	67
	AE100D.24V			X		X	X	max 4 A	100÷250V	24	100	76x35	207	85	20
	AE100D.24VIP			X				max 4 A	100÷300V	24	100	63X36	200	73	67
	AE150.24VIP							max 6 A	100÷300V	24	150	63x36	200	73	67
	AE150.24VL							max 6 A	200÷240V	24	150	30x22	322	40	20
	AE150D.24VL				X	X		max 6,2A	220-240V	24	45-150	30x18	350	40	20
	AE150D.24VIP			X				max 6 A	100÷300V	24	150	63x36	220	73	67
	AE200.24VIP							max 8 A	100÷300V	24	200	63x36	200	73	67
	AE200.24VL							max 8 A	200÷240V	24	200	30x18	321	35	20
	AE200D.24VIP			X				max 8 A	100÷300V	24	200	71x38	244	85	67
	AE200D.24VL			X		X		max 6 A	220÷240V	24	200	32x24	430	40	20
	AE240D.24VIP			X				max 10 A	100÷300V	24	240	71x38	244	85	67

48V	AE50.48V							max 1,0 A	198÷264V	48	50	60x36	225	70	20
	AE70.48V							max 1,5 A	198÷264V	48	70	60x36	225	70	20
	AE100.48V							max 2,0 A	90-264V	48	100	69,5x35	200,5	80	20
	AE100D.48VIP			X				max 2,0 A	100÷300V	48	100	63x36	200	75	67
	AE150.48V							max 3,0 A	198÷264V	48	150	60X49	240	80	20
	AE150.48VIP							max 3,0 A	100÷300V	48	150	63x36	220	75	67
	AE150D.48VIP			X				max 3,0 A	100÷300V	48	150	63x36	220	75	67
12Vac	TRAS/70D		X					max 5,8	230-240V	12Vac	2,5÷50led 2,5÷70Hal	32x20	120	40	20
1050 mA dc	AE1050.33CD.MP				X	X		700-1050	220÷240V	9÷33	10÷34	42,5x24	136	50	20
	AE1050.38CD.MP				X	X		350-1050	220÷240V	10÷36	10,5÷38	44x30	147	55	20
	AE1050.38CD2C.MP				X			350-1050	220÷240V	20÷36 x ch	38 x ch	70x31	215	78	20
	AE1050.40CD.MP				X	X	X	500-1050	220÷240V	9÷38	9,5÷40	79x24	123	84	67
	AE1050.48C							1050	220÷240V	22÷46	48	71x32	171	79	20
	AE1050.50C.MP							350-1050	110÷127 220÷240	2÷48	2,1÷50	79x22	124	84	67
	AE1050.50CD.MP				X	X	X	350-1050	110÷127 220÷240	2÷48	2,1÷50	79x22	124	84	67
	AE1400.50CD.MP	to be set at 1050mA			X	X	X	700-1400	220÷240V	9÷48	9,5÷50	79x24	123	84	20
1400	AE1400.50CD.MP				X	X	X	700-1400	220÷240V	9÷36	12,6÷50	79x24	123	84	20

CUSTOM CUTS

How to order profiles, diffusers, shapers or heatsinks in a non-standard linear lenght or with ends 45°-angle cut.

A) PROFILE, DIFFUSER, SHAPERS, HEATSINK OF A NON-STANDARD LINEAR LENGHT
- choose the “misura /XX” ref. code of the desired product
- replace the word “misura” with the desired lenght in mm.
- to calculate the price follow the instructions reported on the pricelist.

Example
MINIFILE Ceiling profile white of 2.530 mm. LTM00.misura becomes LTM00.2530

B) PROFILE, DIFFUSER, SHAPERS, HEATSINK WITH ONE OR BOTH ENDS 45°- ANGLE CUT
- choose the “misura /XX” ref. code of the desired product
- replace the word “misura” with the desired lenght in mm.
- Add to the dimension the letters D (right), S (left), L (right/left), Z (left/left), R (right/right) or G (wall/ceiling) according to the desired cut, following the examples hereunder
- to calculate the price follow the instructions reported on the pricelist.

Examples (see above)

“L” SHAPED COMPOSITION OF MINIFILE RECESSED PROFILES WHITE, 2.530 X 1.650 MM. AND RELATIVE 45°-ANGLE LEFT AND RIGHT CUTS.

PLAN VIEW FROM ABOVE

“U” SHAPED COMPOSITION OF MINIFILE RECESSED PROFILES WHITE, 2.530 X 1.650 X 2.530 MM. AND RELATIVE 45°-ANGLE LEFT AND RIGHT CUTS

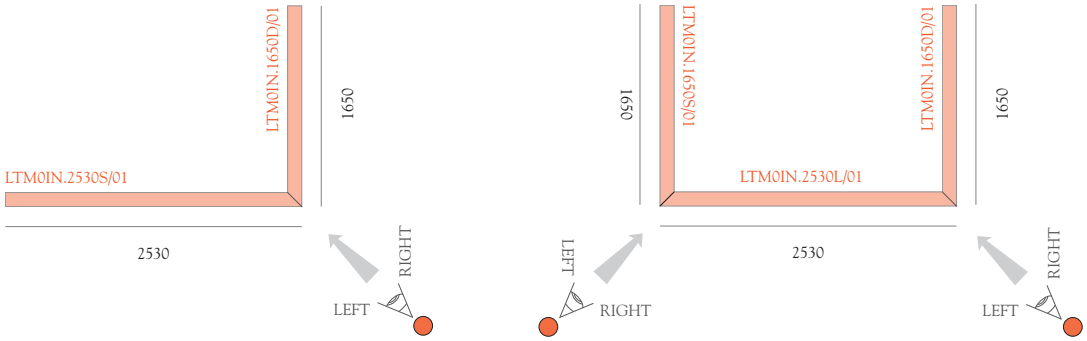

POSITIONING TO DETERMINE LEFT/RIGHT CUT

“Z” shaped composition of MINIFILE Recessed profiles white, 2.530 x 1.650 x 2.530 mm. and relative 45°-angle Left and Right cuts.

“Wall-ceiling” shaped composition of MINIFILE Recessed profiles white, 2.530 x 1.650 mm. and relative 45° angle cuts.

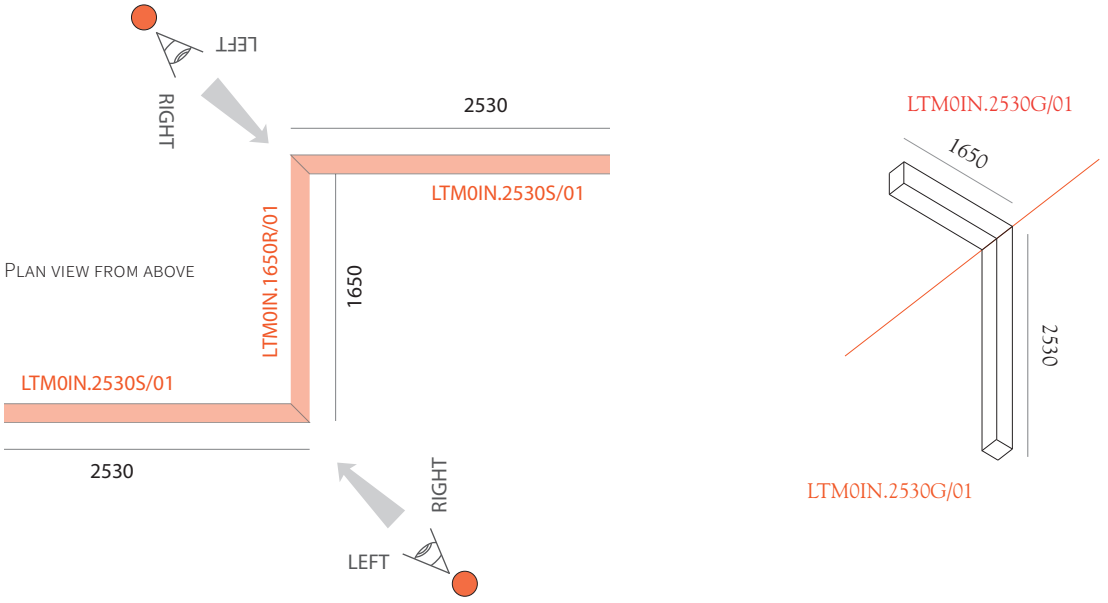

POSITIONING TO DETERMINE LEFT/RIGHT CUT

IMPORTANT NOTES

Note: slight colour temperature variations of the LED’s sources are to be considered normal (particularly, due to the technical development and to the change of the luminous flux caused by their use, the LED modules delivered subsequently to the first delivery may differ in the luminous flux and light colour). To define the lenght of the wallboxes with custom length LTMF.misura / LTF1.misura / LTF2.misura: add 3 mm. to the total length of the product going inside the wallbox itself. To define the lenght of the Container with custom length LTMF.misura / LTF1.misura / LTF2.misura: add 8 mm. to the total length of the product going inside the Container itself. 230V/12V transformer’s compatibility with LED lamps.
The 230Vac/12Vac transformers presented on this catalogue have been tested with the leading LED lamps manufacturers. Due to the pace of the technological update of them, Lucifero’s cannot guarantee their universal compatibility with its transformers. For more info visit our website www.luciferos.it.
Max weight of 12V QR-LP 111 LED lamps. The maximum allowed weight of 12V QR-LP 111 LED lamps is of 275 gr.

TAGLI A MISURA

Come ordinare profili, diffusori, sagomatori, dissipatori di lunghezza lineare non standard o con l'estremità tagliata a 45°

A) PROFILO, DIFFUSORE, SAGOMATORI, DISSIPATORE DI LUNGHEZZA LINEARE NON STANDARD
- Scegliere il codice ".misura/XX" del prodotto desiderato
- Sostituire alla parola "misura" la lunghezza desiderata in mm.
- Calcolare il prezzo seguendo le istruzioni riportate sul listino prezzi

Esempio:
Profilo MINIFILE Soffitto bianco di lunghezza 2.530 mm. LTM00.misura → diventa LTM00.2350

B) PROFILO, DIFFUSORE, SAGOMATORI, DISSIPATORE CON UNA O DUE ESTREMITA' TAGLIATE A 45°
- Scegliere il codice ".misura/XX" del prodotto desiderato
- Sostituire alla parola "misura" la lunghezza desiderata in mm.
- Aggiungere alla misura le lettere D (destro), S (sinistro), L (sinistro/destro), Z (sinistro/sinistro), R (destro/destro) o G (parete/soffitto) a seconda del taglio desiderato, seguendo gli esempi sotto riportati
- Calcolare il prezzo seguendo le istruzioni riportate sul listino prezzi

Esempio:

Composizione a "L" di due profili MINIFILE Incasso bianco, 2.530 x 1.650 mm. e relativi tagli a 45° Sinistro e Destro.

Vista in pianta dall'alto

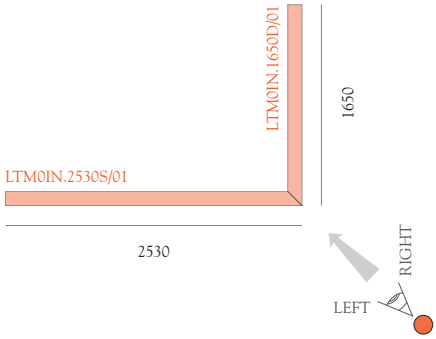

Composizione a "U" di tre profili MINIFILE Incasso bianco, 2.530 x 1.650 x 2.530 mm. e relativi tagli a 45° Sinistro e Destro.

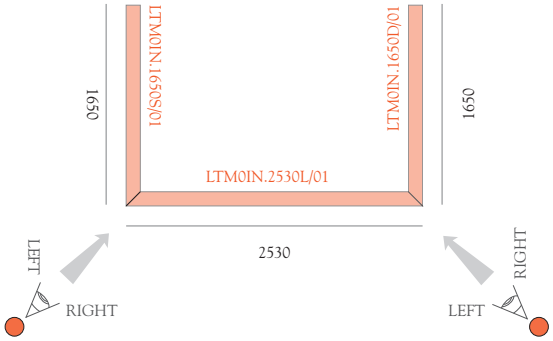

Posizione dell'osservatore per determinare il taglio sinistro e destro

Composizione a "Z" di tre profili MINIFILE Incasso bianco, 2.530 x 1.650 x 2.530 mm. e relativi tagli a 45° Sinistro e Destro.

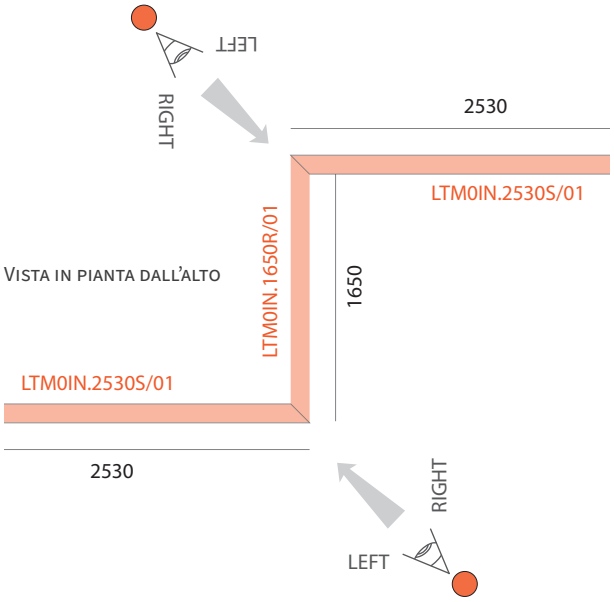

Vista in pianta dall'alto

Composizione a "parete-soffitto" di due profili MINIFILE Incasso bianco, 2.530 x 1.650 mm. e relativi tagli a 45°

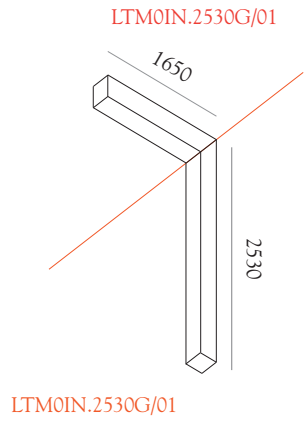

Posizione dell'osservatore per determinare il taglio sinistro e destro

NOTE IMPORTANTI

Attenzione: leggere variazioni di colore dei LED sono da consederarsi normali (soprattutto in integrazioni di ordini, per il naturale calare dei lumen di quelli usati). Determinazione della lunghezza delle cassaforme a misura LTMF.misura / LTF1.misura / LTF2.misura: aggiungere 3 mm. alla lunghezza totale del prodotto che si intende inserire al suo interno. Determinazione della lunghezza prodotto Container a misura LTMF.misura / LTF1.misura / LTF2. misura: aggiungere 8 mm. alla lunghezza totale del prodotto che si intende inserire al suo interno. Compatibilità trasformatori 230V/12V con lampade LED. I trasformatori 230Vac/12Vac presentati in questo catalogo sono testati con i principali produttori di lampade LED. A causa della velocità dell'adeguamento tecnologico di queste ultime, Lucifero's non può garantire una compatibilità universale delle stesse con i propri trasformatori. Per maggiori informazioni consultare il sito www.luciferos.it . Peso max. lampade QR-LP 111 LED 12V. Il peso massimo consentito delle lampade LED QR-LP 111 sui nostri proiettori è di 275 gr.

GRADI DI PROTEZIONE IP DEGREE OF PROTECTION IP



La norma europea EN 60529/1997 e la norma tedesca DIN 40050 Parte 9 costituiscono, in combinazione, un documento esaustivo per quel che riguarda i gradi di protezione degli involucri. L'obiettivo di queste norme è quello di: 1) Definire i gradi di protezione degli involucri per apparecchiature elettriche in relazione a: a) Protezione di persone contro il contatto con parti pericolose all'interno degli involucri; b) Protezione delle apparecchiature contenute negli involucri contro l'ingresso di corpi solidi; c) Protezione delle apparecchiature contenute negli involucri contro l'ingresso dannoso dell'acqua. 2) Designare e classificare i gradi di protezione. 3) Stabilire i requisiti per ciascuna designazione. 4) Definire le prove di verifica. Queste norme classificano i gradi di protezione degli involucri attraverso il codice IP. Il codice IP (International Protection oppure Ingress Protection) è costituito da 4 parti caratteristiche che identificano e caratterizzano il grado di protezione di un involucro.
The European EN 60529 standard and the German DIN 40050 standard, part 9, are, combined, an exhaustive document as concerns the degrees of protection provided by enclosures. The object of this standard is to give: 1) Definitions for the degrees of protection provided by enclosures for electrical equipment as regards: a) Protection of persons against contact with hazardous parts inside the enclosures; b) Protection of the equipment inside the enclosures against ingress of solid foreign objects; c) Protection of the equipment inside the enclosures against the harmful effects due to the ingress of water. 2) Designations and classification for the degrees of protection. 3) Requirements for each designation. 4) Tests to be performed These Standards classify the degree of protection of the enclosures with the IP code. The IP code (International Protection or Ingress Protection) is made by 4 parts which identify and characterize the degree of protection provided by the enclosure.

Prima parte, indica la protezione dell'individuo contro la penetrazione di corpi solidi e contro l'accesso anche attraverso attrezzi impugnati da una persona. | *First part indicates the protection of the equipment against the ingress of solid foreign objects and the protection against access to hazardous parts also by means of tools in the hands of a person.*

P0_	Non protetto. *Non-protected.*
IP1_	Protetto contro corpi solidi di diametro ≥ 50 mm. *Protected against solid foreign objects ≥ 50 mm in diameter.* Protetto contro l'accesso col dorso della mano. *Protected against access with the back of hand.*
IP2_	Protetto contro corpi solidi di diametro ≥ 12,5 mm. *Protected against solid foreign objects ≥ 12,5 mm in diameter.* Protetto contro l'accesso con un dito. *Protected against access with a finger.*
IP3_	Protetto contro corpi solidi di diametro ≥ 2,5 mm. *Protected against solid foreign objects ≥ 2,5 mm in diameter.* Protetto contro l'accesso con un utensile, per esempio un cacciavite. *Protected against access with a tool, for instance with a screwdriver.*
IP4_	Protetto contro corpi solidi di diametro ≥ 1 mm. *Protected against solid foreign objects ≥ 1 mm in diameter.* Protetto contro l'accesso con un filo. *Protected against access with a wire.*
IP5_	Protetto parzialmente contro la polvere. La penetrazione non è totalmente esclusa, ma essa non deve inficiare il buon funzionamento dell'apparecchiatura o pregiudicarne la sicurezza. *Partially dust-protected. Ingress of dust is not totally prevented, but the dust must not enter in sufficient quantity to interface with satisfactory operation of the equipment or compromise its safety.* Protetto parzialmente contro l'accesso di polvere o di un filo sottile. *Ingress of dust is not totally prevented, protected against access with a thin wire.*
IP6_	Protetto totalmente contro la polvere. *Dust-tight. Protection against ingress of dust*. Totalmente protetto dalla polvere. *No ingress of dust, complete protection against contact (dust tight).*

Seconda parte, indica il grado di protezione contro gli effetti dannosi sull'apparecchiatura dovuti alla penetrazione di acqua nell'involucro. Se non è prevista protezione contro l'ingresso di acqua la cifra deve essere sostituita dalla lettera X. Questa parte può essere costituita da livelli aggiuntivi presenti nella norma DIN 40050-9. | *Second part indicates the degree of protection against the harmful effects due to the ingress of water inside the enclosure. If a protection against the ingress of water is not foreseen, the characteristic numeral must be replaced by letter X. This part may consist of additional levels contained in the DIN 40050-9 standard.*

IP_0	Non protetto. *Non-protected.*
IP_1	Protetto contro la caduta verticale di gocce d'acqua. *Protected against the vertical water dripping*
IP_2	Protetto contro la caduta verticale di gocce d'acqua con inclinazione dell'involucro fino a 15°. *Protected against the water dripping when the enclosure is tilted at an angle up to to 15°.*
IP_3	Protetto contro la pioggia (con inclinazione dell'involucro fino a 60°). *Protected against rain (enclosure tilted up to 60°).*
IP_4	Protetto contro gli spruzzi d'acqua (acqua spruzzata da tutte le direzioni). *Protected against spraying (water sprayed from any direction).*
P_5	Protetto contro i getti d'acqua (da tutte le direzioni). *Protected against water jets (from any direction).*
IP_6	Protetto contro i getti d'acqua potenti (da tutte le direzioni). *Protected against powerful water jets (from any direction.*
IP_7	Protetto contro gli effetti dell'immersione temporanea (fino a 1 m). *Protected against the effects of temporary immersion (up to 1 m).*
IP_8	Protetto contro gli effetti dell'immersione continua (oltre 1 m). *Protected against the effects of continuous immersion (beyond 1 m).*

Terza parte, è la prima lettera addizionale ed indica il grado di protezione contro l'accesso umano a parti pericolose. Essa viene utilizzata nel caso in cui la protezione contro l'accesso a parti pericolose da parte delle persone è effettivamente superiore a quella indicata dalla prima parte, quando quindi non vi è corrispondenza tra il grado di protezione delle persone contro l'accesso a parti pericolose e il grado di protezione contro l'ingresso di corpi solidi estranei; oppure quando non è indicato il grado di protezione contro l'ingresso di corpi solidi (quindi la prima parte è sostituita da una X) ma solo il grado di protezione contro l'accesso umano.
Third part is the first additional letter and indicates the degree of protection for persons against the access to hazardous parts. It is used when the protection for persons against access to hazardous parts is higher than the one indicated by the first part, usually when there is no coincidence between the degree of protection for persons and the degree of protection against the ingress of solid foreign objects; when the degree of protection against solid foreign objects is not indicated (the first part is replaced by a X), but only the degree of protection for persons.

a	Protetto contro l'accesso col dorso della mano. *Protected against access with the back of hand.*
b	Protetto contro l'accesso con un dito. *Protected against access with a finger.*
c	Protetto contro l'accesso con un utensile, per esempio un cacciavite. *Protected against access with a tool, for instance with a screwdriver.*
d	Protetto contro l'accesso con un filo. *Protected against access with a wire.*

Quarta parte, dopo la seconda cifra caratteristica o dopo la lettera supplementare, può essere presente una lettera addizionale che fornisce informazioni ulteriori sulla protezione del materiale.
Fourth part, after the second part or after the supplementary letter, an additional letter can be appended to provide further information related to the protection of the device.

F	Resistente agli olii. Oil resistant.
H	Apparecchiatura ad alta tensione. *High-voltage equipment.*
M	Provato contro gli effetti dannosi dovuti all'ingresso di acqua quando le sue parti sono in movimento. *Tested against the harmful effects due to the ingress of water when its movable parts are in motion.*
S	Provato contro gli effetti dannosi dovuti all'ingresso di acqua quando le sue parti non sono in movimento. *Tested against the harmful effects due to the ingress of water when its movable parts are not in motion.*
W	Adatto all'uso in condizioni atmosferiche specifiche e dotato di misure o procedimenti protettivi addizionali. *Suitable for use under specific atmospheric conditions and provided with additional protective measures or proceedings*

LIVELLO DI ILLUMINAMENTO - LIGHTING LEVEL UNI 10380/A1

 AMBIENTI MEDICI: 500→750→1000 CAMERE DI DEGENZA, SALE OPERATORIE, AMBULATORI, PRONTO SOCCORSO, CORSIE, CAMERE ASETTICHE	*Medical space: 500→750→1000* *medical rooms, operating rooms, autpatient wards, emergency treatment rooms, wards, aseptic rooms*
 SCUOLE: 300→500→750 AULE, LOCALI DIDATTICI, LABORATORI, SALE RIUNIONI	*School: 300→500→750* *Classrooms, lab and artistic activity-zones,meeting rooms.*
 UFFICI CON VIDEOTERMINALI: 200→300→500 CON ATTIVITÀ A VIDEO SUPERIORE ALLE 6 ORE CONTINUATIVE	*Offices with videoterminals: 200→300→500* *with video work more more than 6 hours*
 OPEN SPACE: 200→300→500 UFFICI, GRANDI AREE, AMBIENTI PUBBLICI, SALE D'ATTESA	*Open spaces: 200→300→500* *offices, big areas, public spaces, waiting rooms*
 ARTE E CULTURA: 150→200→300 CINEMA, TEATRI, MUSEI, GALLERIE, CHIESE, BIBLIOTECHE, AUDITORI, MONUMENTI	*Art and culture: 150→200→300* *cinemas, theatres, museums, galleries, churches, libraries, auditoriums, monuments*
 AMBIENTI COMUNI: 150→200→300 CORRIDOI, GIRO SCALE, ASCENSORI	*Share spaces: 150→200→300* *corridors, stairs, lifts*
 CENTRI COMMERCIALI: 500→750→1000 NEGOZI IN GENERE, SALE ESPOSIZIONI, VETRINE, SUPERMERCATI, AEROPORTI, FACCIATE DI NEGOZI	*Shopping centres: 500→750→1000* *shops in general, showrooms, shop windows, supermarkets, airports, shop fronts*
 LOCALI SECONDARI: 150→200→300 SALE MACCHINE, CANTINE, GUARDAROBA, DEPOSITI, BOX, SPOGLIATOI, CUCINE, BAGNI	*Secondary spaces: 150→200→300* *Cellars, workshops, cloakrooms, deposits, boxes, bathrooms, kicthens, dressingrooms.*
 LOCALI GENERALI: 150→200→300 ABITAZIONI, ALBERGHI, CAMERE	*General spaces: 150→200→300* *residential areas, hotels, rooms*
 INDUSTRIE ALIMENTARI: 200→300→500	*Food industries: 200→300→500*
 RISTORANTI, BAR, MENSE: 150→200→300	*Resturants, bars: 150→200→300*
 UFFICI TECNICI: 500→750→1000	*Technical officies: 500→750→1000*

SIMBOLOGIA	SIMBOLOGY
Apparecchio in classe I	Class I appliance
Apparecchio in classe II	Class II appliance
Apparecchio in classe III	Class III appliance
Grado di protezione	Protection degree
Alimentatore incluso	Driver included
Alimentatore escluso	Driver excluded
Lampada protetta per un massimo di 100° in superficie	Lamp protected for Max 100° C on the surface
Apparecchio idoneo per essere installato direttamente su legno	Light fixture suitable for direct wood mounting .
ENEC (European Norms Electrical Certification)	ENEC (EuropeanNorms Electrical Certification)
Trasformatore di sicurezza protetto contro i corto circuiti	Safety transformer protected against short-circuits
Possibilità di posizionare il trasformatore elettronico remoto	Electronic driver suitable for independent installation
Bassissima tensione di sicurezza	Safety extra low voltage
Installazione a parete	Wall fixture
Installazione a soffitto	Ceiling fixture
Misura di taglio per incasso	Recessed installation hole dimension
Emissione luminosa verso il basso e l'alto	Double emission
Emissione luminosa verso l'alto	Indirect light (upwards)
Emissione luminosa verso il basso	Direct light (downwords)
Emissione luminosa asimmetrica	Asymmetrical light
Emissione luminosa larga verso l'alto e fascio stretto verso il basso	Indirect wide beam (upwards) and direct narrow beam (downwards)
Emissione luminosa diretta	Direct light
Emissione luminosa indiretta	Indirect light

SIMBOLOGIA	SIMBOLOGY
Led incluso	Led included
Lampadina esclusa	Light Bulb excluded
DALI (Digital Addressable Lighting Interface)	DALI (Digital Addressable Lighting Interface)
Lampada compatibile con sistemi analogici di controllo 1-10V	1-10V analogical system control compatible
Lampada comandabile tramite un pulsante normalmente aperto privo di potenziale	Suitable to be dimmed with a normally open button
Lampada comandabile tramite un dimmer a taglio di fase discendente (Trailing edge)	Fixture suitable for phase cut dimmer (Trailing edge))
Sorgente Led inclusa	Led source included
Indica la misura necessaria per l'inserimento del trasformatore	Minimum space for the driver installation
Curve fotometriche	Photometric data
Spessore cartongesso	False ceiling thickness
Cassetta di derivazione	Junction box
Prodotto conforme alle direttive europee	EU regulations compliant
Cri	Cri
Ugr compatibile	Ugr
Personalizzazione lunghezza	Custom cuts
Alimentatori Vedi tabella alimentatori	Power supplie See power supplies table list
Bluetooth	Bluetooth
Growing	Growing

NOTE:
- I dati fotometrici sono sempre riferiti ai 3.000K. Photometric data always refer to 3.000K
- Ove non indicato le misure sono da considerarsi in mm. Dimension are to be considered in mm unless otherwise detailed.
- Nella scelta dell' alimentatore verificare sempre il foro di accesso. While choosing the power supply always mind the dimension of the installing hole.
- .misura* Tramite questo codice è possibile ordinare il profilo in una lunghezza lineare non standard. Sostituire alla parola "misura" la lunghezza desiderata in mm. Per ordinare un profilo con una o entrambe le estremità tagliate ad angolo 45° aggiungere alla misura la lettera "D" (taglio Destro) o "S" (taglio Sinistro). Seguire istruzioni riportate a catalogo. Per profili oltre i 3 m e massimo 6 m le condizioni di trasporto sono da concordare. *Through this code it's possible to order the profile in a not-standard linear lenght. Replace the word "misura" with the desired lenght in mm. To order a profile with one or both ends 45° angle-cut add the letter "D" (right cut) or "S" (left cut) to the standard or custom lenght. Follow the instructions on catalogue. For lenghts over 3 m. to max. 6 m. transport conditions to negotiate.

SOMMARIO /SUMMARY

AE100.2.24V 450
AE100.24VIP 450
AE100.48V 413
AE100.48V 451
AE100D.24V 450
AE100D.24VIP 450
AE100D.48VIP 451
AE1050.33CD.MP 449
AE1050.33CD.MP 450
AE1050.33CD.MP 451
AE1050.38CD.MP 447
AE1050.38CD.MP 448
AE1050.38CD.MP 449
AE1050.38CD.MP 450
AE1050.38CD.MP 451
AE1050.38CD2C.MP 447
AE1050.38CD2C.MP 448
AE1050.38CD2C.MP 449
AE1050.38CD2C.MP 450
AE1050.38CD2C.MP 451
AE1050.40CD.MP 448
AE1050.40CD.MP 449
AE1050.40CD.MP 450
AE1050.40CD.MP 451
AE1050.48C 451
AE1050.50C.MP 447
AE1050.50C.MP 448
AE1050.50C.MP 449
AE1050.50C.MP 450
AE1050.50C.MP 451
AE1050.50CD.MP 447
AE1050.50CD.MP 448
AE1050.50CD.MP 449
AE1050.50CD.MP 450
AE1050.50CD.MP 451
AE1400.50CD.MP 449
AE1400.50CD.MP 450
AE1400.50CD.MP 451
AE1400.50CD.MP 451
AE150.24VIP 450
AE150.24VL 450
AE150.48V 451
AE150.48VIP 451
AE150D.24VIP 450
AE150D.24VL 450
AE150D.48VIP 451
AE20.24V 450
AE200.24VIP 450
AE200.24VL 450
AE200D.24VIP 450
AE200D.24VL 450
AE240D.24VIP 450
AE30.24V 450
AE30.24VL 450
AE350.10C 447
AE350.10CD 447
AE350.11C 447
AE350.15C 447
AE350.15CD 447
AE350.25CD 447
AE350.8C 447
AE50.24V 450
AE50.48V 413
AE50.48V 451
AE500.10C 448
AE500.10CD 448
AE500.14C 448
AE500.15CD 448
AE500.16CD 448
AE500.20C.MP 447
AE500.20C.MP 448
AE500.20C1 448
AE500.20CD.MP 447
AE500.20CD.MP 448
AE500.6C 448
AE50D.24.TW 450
AE60.24VL 450
AE70.48V 451
AE700.10C 449
AE700.10CD 449
AE700.11C 449
AE700.12C 449
AE700.15C 449
AE700.16CD 449
AE700.20C.10V.MP 447
AE700.20C.10V.MP 448
AE700.20C.10V.MP 449
AE700.20C.10V.MP 450
AE700.20C.MP 447
AE700.20C.MP 448
AE700.20C.MP 449
AE700.20CD.MP 447
AE700.20CD.MP 448
AE700.20CD.MP 449
AE700.29CDF 449
AE700.30C.MP 448
AE700.30C.MP 449
AE700.30CD.MP 447
AE700.32C.MP 447
AE700.32C.MP 448
AE700.32C.MP 449
AE700.32C1.MP 447
AE700.32C1.MP 448
AE700.32C1.MP 449
AE700.32CD.MP 447
AE700.32CD.MP 448
AE700.32CD.MP 449
AE700.36CDF.MP 448
AE700.36CDF.MP 449
AE700.40C.MP 448
AE700.40C.MP 449
AE700.50C 449
AE700.50CD.MP 449
AE75.24V 450
AE900.30CD.MP 447
AE900.30CD.MP 448
AE900.30CD.MP 449
AE900.30CD.MP 450
AE900.36C 450
AE900.36C.MP 447
AE900.36C.MP 448
AE900.36C.MP 449
AE900.36C.MP 450
AE900.36CD.MP 447
AE900.36CD.MP 448
AE900.36CD.MP 449
AE900.36CD.MP 450
DG601.9 434
DG602.9 434
DG603.9 434
F1.MLC 237
F1.MLC 239
F1.MLC 241
F1.MLC 243
F1.MLC 245
F1.MLC 269
F1.MLC 273
F1.MLC 275
F1000.8 225
F1001.8 225
F1002.8 225
F1003.8 225
F1004.8 225
F1005.8 225
F1006.8 225
F1007.8 225
F1008.8 225
F1022.9 225
F1023.9 225
F1024.9 225
F1100.8 227
F1101.8 227
F1102.8 227
F1103.8 227
F1104.8 227
F1105.8 227
F1106.8 227
F1107.8 227
F1108.8 227
F1122.9 227
F1123.9 227
F1124.9 227
F1200.8 229
F1201.8 229
F1202.8 229
F1203.8 229
F1204.8 229
F1205.8 229
F1206.8 229
F1207.8 229
F1208.8 229
F1222.9 229
F1223.9 229
F1224.9 229
F1300.8 231
F1301.8 231
F1302.8 231
F1303.8 231
F1304.8 231
F1305.8 231
F1306.8 231
F1307.8 231
F1308.8 231
F1312.8 231
F1313.8 231
F1314.8 231
F1315.8 231
F1316.8 231
F1317.8 231
F1318.8 231
F1322.9 231
F1323.9 231
F1324.9 231
F1342.9 231
F1343.9 231
F1344.9 231
F1400.8 233
F1401.8 233
F1402.8 233
F1403.8 233
F1404.8 233
F1405.8 233
F1406.8 233
F1407.8 233
F1408.8 233
F16.1000 233
F16.1000 233
F16.1000 233
F16.1000 243
F16.1000 245
F16.1000 269
F16.1000 273
F16.1000 275
F16.2000 237
F16.2000 239
F16.2000 241
F16.2000 243
F16.2000 245
F16.2000 269
F16.2000 273
F16.3000 237
F16.3000 239
F16.3000 241
F16.3000 243
F16.3000 245
F16.3000 269
F16.3000 273
F16.3000 275
F16.MISURA 237
F16.MISURA 239
F16.MISURA 241
F16.MISURA 243
F16.MISURA 245
F16.MISURA 269
F16.MISURA 273
F16.MISURA 275
F1H01.8 261
F1H02.8 261
F1H03.8 261
F1H04.8 261
F1H05.8 261
F1H06.8 261
F1H07.8 261
F1H08.8 261
F1H12.9 261
F1H13.9 261
F1H14.9 261
F1H200 273
F1H22.9 263
F1H23.9 263
F1H24.9 263
F1H31.8 263
F1H32.8 263
F1H33.8 263
F1H34.8 263
F1H35.8 263
F1H36.8 263
F1H37.8 263
F1H38.8 263
F1H50.8 265
F1H51.8 265
F1H52.8 265
F1H53.8 265
F1H54.8 265
F1H55.8 265
F1H56.8 265
F1H57.8 265
F1H58.8 265
F2.MLC 305
F2.MLC 307
F2.MLC 309
F2.MLC 311
F2.MLC 313
F2.MLC 333
F2.MLC 335
F2001.8 291
F2002.8 291
F2003.8 291
F2004.8 291
F2005.8 291
F2006.8 291
F2007.8 291
F2008.8 291
F2031.9 291
F2032.9 291
F2033.9 291
F2034.9 291
F2035.9 291
F2036.9 291
F2037.9 291
F2038.9 291
F2101.8 293
F2102.8 293
F2103.8 293
F2104.8 293
F2105.8 293
F2106.8 293
F2107.8 293
F2108.8 293
F2131.9 293
F2132.9 293
F2133.9 293
F2134.9 293
F2135.9 293
F2136.9 293
F2137.9 293
F2138.9 293
F2201.8 295
F2202.8 295
F2203.8 295
F2204.8 295
F2205.8 295
F2206.8 295
F2207.8 295
F2208.8 295
F2231.9 295
F2232.9 295
F2233.9 295
F2234.9 295
F2235.9 295
F2236.9 295
F2237.9 295
F2238.9 295
F2302.8 297
F2303.8 297
F2304.8 297
F2305.8 297
F2306.8 297
F2307.8 297
F2308.8 297
F2332.9 297
F2333.9 297
F2334.9 297
F2335.9 297
F2336.9 297
F2337.9 297
F2338.9 297
F2401.8 299
F2402.8 299
F2403.8 299
F2404.8 299
F2405.8 299
F2406.8 299
F2407.8 299
F2408.8 299
F2501.8 301
F2501.8 445
F2502.8 301
F2502.8 445
F2503.8 301
F2503.8 445
F2531.8 301
F2531.8 445
F2532.9 301
F2532.9 445
F2533.9 301
F2533.9 445
F26.1000 305
F26.1000 307
F26.1000 309
F26.1000 311
F26.1000 313
F26.1000 335
F26.2000 307
F26.2000 309
F26.2000 311
F26.2000 313
F26.2000 333
F26.2000 335
F26.3000 305
F26.3000 307
F26.3000 309
F26.3000 311
F26.3000 313
F26.3000 333
F26.3000 335
F26.MISURA 305
F26.MISURA 307
F26.MISURA 309
F26.MISURA 311
F26.MISURA 313
F26.MISURA 333
F26.MISURA 335
F2H01.8 327
F2H02.8 327
F2H03.8 327
F2H04.8 327
F2H05.8 327
F2H06.8 327
F2H07.8 327
F2H08.8 327
F2H11.8 329
F2H12.8 329
F2H13.8 329
F2H14.8 329
F2H15.8 329
F2H16.8 329
F2H17.8 329
F2H18.8 329
F3011.8 63
F3012.8 63
F3013.8 63
F3021.8 62
F3022.8 62
F3023.8 62
F3031.8 65
F3032.8 65
F3033.8 65
F3041.8 65
F3042.8 65
F3043.8 65
F310.1000 67
F310.1000 69
F310.1000 71
F310.2000 67
F310.2000 69
F310.2000 71
F310.3000 67
F310.3000 69
F310.3000 71
F310.MISURA 67
F310.MISURA 69
F310.MISURA 71
F311P.1000 67
F311P.1000 69
F311P.1000 71
F311P.2000 67
F311P.2000 69
F311P.2000 71
F311P.3000 67
F311P.3000 69
F311P.3000 71
F311P.MISURA 67
F311P.MISURA 69
F311P.MISURA 71
F311X.1000 67
F311X.1000 69
F311X.1000 71
F311X.2000 67
F311X.2000 69
F311X.2000 71
F311X.3000 67
F311X.3000 69
F311X.3000 71
F311X.MISURA 67
F311X.MISURA 69
F311X.MISURA 71
F3121 69
F3121 71
F3121 67
F3122 71
F3123 67
F3124 69
F3125 69
F3126 67
F3126 71
FF02.8 357
FF03.8 357
FF04.8 357
FF05.8 357
FF0A.1000 359
FF0A.2000 359
FF0A.3000 359
FF0A.MISURA 359
FF0B.1000 359
FF0B.2000 359
FF0B.3000 359
FF0B.MISURA 359
FF11 360
FF12 360
FF13 360
FF13.8 355
FF14 360
FF14.8 355
FF15.8 355
FF22.8 357
FF23.8 357
FF24.8 357
FF25.8 357
FF33.8 355
FF34.8 355
FF35.8 355
FFGA 359
FFTP 359
FM.MLC 187
FM.MLC 189
FM.MLC 191
FM.MLC 193
FM.MLC 195
FM.MLC 197
FM6.1000 187
FM6.1000 189
FM6.1000 191
FM6.1000 193
FM6.1000 195
FM6.1000 197
FM6.2000 187
FM6.2000 189
FM6.2000 191
FM6.2000 193
FM6.2000 195
FM6.2000 197
FM6.3000 187
FM6.3000 189
FM6.3000 191
FM6.3000 193
FM6.3000 195
FM6.3000 197
FM6.MISURA 187
FM6.MISURA 189
FM6.MISURA 191
FM6.MISURA 193
FM6.MISURA 195
FM6.MISURA 197
FP001.9 345
FP002.9 345
FP003.9 345
FP004.9 345
FP005.9 345
FP006.9 345
FP007.9 345
FP008.9 345
FP009.9 345
FP010.9 345
FP011.9 345
FP012.9 345
FP013.9 345
FP014.9 345
FP015.9 345
FP016.9 345
FP017.9 345
FP018.9 345
FP019.9 345
FP020.9 345
FP021.9 345
FP022.9 345
FP023.9 345
FP024.9 345
FP025.9 347
FP026.9 347
FP027.9 347
FP028.9 347
FP029. MISURA 347
FP050 347
FP051.2000 347
FP051.4000 347
FP052 347
FP055 347
FR023.9 249
FR023.9 279
FR025.9 316
FR033.9 316
FR034.9 316
FR040.9 249
FR040.9 279
FR041.9 249
FR041.9 279
FR042.9 249
FR042.9 279
FR043.9 249
FR043.9 279
FR044.9 279
FR045.9 279
FR060.9 200
FR061.9 200
FR065.9 200
FR066.9 200
FS501.9 419
FS501A.9 419
FS502.9 419
FS502A.9 419
FS503.9 419
FS503A.9 419
FS504.9 419
FS504A.9 419
FS551.9 419
FS551A.9 419
FS552.9 419
FS552A.9 419
FS603.9 436
FT013.9 105
FT015.9 105
FT023.9 107
FT025.9 107
FT030.1000 109
FT030.2000 109
FT030.3000 109
FT030.MISURA 109
FT031.1000 111
FT031.2000 111
FT031.3000 111
FT031.MISURA 111
FT033.1000 109
FT033.1000 111
FT033.2000 109
FT033.2000 111
FT033.3000 109
FT033.3000 111
FT033.MISURA 109
FT033.MISURA 111
FT040 111
FT051.9 113
FT053.9 113
FT055.9 113
FT112.8 105
FT113.8 105
FT114.8 105
FT115.8 105
FT116.8 105
FT117.8 105
FT122.8 107
FT123.8 107
FT124.8 107
FT125.8 107
FT126.8 107
FT127.8 107
FT152.8 113
FT153.8 113
FT154.8 113
FT155.8 113
FT156.8 113
FT157.8 113
FX00.1000 48
FX00.2000 48
FX00.3000 48
FX00.MISURA 48
FX01A 49
FX01B 49
FX01C 49
FX01D 49
FX02.1000 48
FX02.2000 48
FX02.3000 48
FX02.MISURA 48
FX03.MISURA 48
FX03C.MISURA 48
FX04.MISURA 48
FX05.4000 50
FX05.4000 87
FX05.4000 97
FX05.4000 43
FX06.4000 48
FX06L 48
FX07.4000 50
FX07.4000 87
FX07.4000 97
FX07.4000 43
FX100 48
FX101 48
FX103 48
FX200.9 53
FX201.9 53
FX202.9 53
FX203.9 53
FX210.9 53
FX211.9 53
FX260.830 51
FX260.840 51
FXA31.8 39
FXA32.8 39
FXA33.8 39
FXA34.8 39
FXA35.8 39
FXA36.8 39
FXA37.8 39
FXA38.8 39
FXA41.8 41
FXA42.8 41
FXA43.8 41
FXA44.8 41
FXA45.8 41
FXA46.8 41
FXA47.8 41
FXA48.8 41
FXC01.9 39
FXC02.9 39
FXC03.9 39
FXC04.9 39
FXC05.9 39
FXC21.9 41
FXC22.9 41
FXC23.9 41
FXC24.9 41
FXC25.9 41
FXP01.9 35
FXP02.9 35
FXP03.9 35
FXP04.9 35
FXS01.9 37
FXS02.9 37
FXS03.9 37
FXS04.9 37
FXS100 37
FXS101 50
FXS101 43
FXS103 50
FXS103 43
FXV21.8 43
FXV22.8 43
GRD01.9 423
GRD02.9 423
GRD03.9 423
GU002 375
GU003.9 375
GU005.9 375
GU006.9 375
IR08.9 417
IR10.9 439
IR11.9 439
IR12.9 439
IR13.9 439
IR14.9 439
IR15.9 439
IR16.9 439
IR17.9 439
L036A.A 249
L036A.A 279
L036E.A 249
L036E.A 279
L036R.A 249
L036R.A 316
L036R.A 279
L036S.A 249
L036S.A 279
L055A.A 249
L055A.A 316
L055A.A 89
L055A.A 99
L055A.A 279
L055A.A 375
L055A.A 387
L055A.A 418
L055A.A 436
L055E.A 249
L055E.A 316
L055E.A 316
L055E.A 89
L055E.A 99
L055E.A 279
L055E.A 375
L055E.A 387
L055E.A 418
L055E.A 436
L055E.A 441
L055R.A 249
L055R.A 316
L055R.A 89
L055R.A 99
L055R.A 279
L055R.A 375
L055R.A 387
L055R.A 418
L055R.A 436
L055R.A 441
L055S.A 249
L055S.A 316
L055S.A 316
L055S.A 89
L055S.A 99
L055S.A 279
L055S.A 375
L055S.A 387
L055S.A 418
L055S.A 436
L055S.A 441
L085A.A 375
L085A.A 387
L085A.A 441
L085A.A 443
L085E.A 375
L085E.A 387
L085E.A 441
L085E.A 443
L085R.A 375
L085R.A 387
L085R.A 441
L085R.A 443
L085S.A 375
L085S.A 387
L085S.A 441
L085S.A 443
LB001.8 85
LB002.8 85
LB003.8 85
LB011.8 87
LB012.8 87
LB013.8 87
LB021.8 85
LB022.8 85
LB023.8 85
LB031.8 87
LB032.8 87
LB033.8 87
LB041.8 83
LB042.8 83
LB043.8 83
LB051 87
LB052 87
LB053 87
LB102.9 89
LB102.9 99
LB103.9 89
LB103.9 99
LB201.8 89
LB202.8 89
LB203.8 89
LB210.8 85
LB301 92
LB301 94
LB302 92
LB302 94
LB303 92
LB303 94
LB320 92
LB320 94
LB321 92
LB321 94
LB322 92
LB322 94
LB323 92
LB323 94
LB340 92
LB340 94
LB341 92
LB341 94
LB342 92
LB342 94
LB403.2 95
LB403.4 95
LB405.2 95
LB405.4 95
LB407.2 95
LB407.4 95
LB409.2 95
LB409.4 95
LB420 43
LB420 50
LB420 87
LB420 97
LB421 43
LB421 50
LB421 87
LB421 97
LB421 147
LB421 355
LB422 93
LB422 94
LB423.2 95
LB423.4 95

LB424 93
LB425 95
LB426 93
LB427 95
LB428 43
LB428 50
LB428 87
LB428 97
LB428 147
LB428 355
LB431 93
LB431 93
LB431 95
LB431 95
LB432 93
LB432 95
LB433 93
LB433 95
LB441.3 95
LB442.3 95
LB443.4 95
LB444 95
LB445 95
LB446 95
LB447 95
LC1.ML 277
LT20.MISURA 370
LT2010 370
LT2010.68 370
LT2010.68PL 371
LT2010PL 371
LT2011 371
LT2011PL 371
LT2012 371
LT2012.68 371
LT2012.68PL 371
LT2012PL 371
LT2013 359
LT2013 372
LT2014 372
LT2016 370
LT2017 370
LT2018 370
LT2019 370
LT2020 370
LT2031 372
LT2031.68 372
LT2032 372
LT2032.68 372
LT2033 372
LT2033.68 372
LT2034 372
LT2034.68 372
LT2035 372
LT2035.68 372
LT2036 372
LT2036.68 372
LT2038 372
LT2038.68 372
LT20PL.1000 371
LT20PL.1500 371
LT20PL.2000 371
LT20PL.3000 371
LT20PL.500 371
LT20PL.MISURA 371
LT21.3000 315
LT2310.1000 273
LT2310.1000 269
LT2310.2000 273
LT2310.2000 269
LT2310.3000 273
LT2310.3000 269
LT2310.MISURA 273
LT2310.MISURA 269
LT2311.1000 275
LT2311.2000 275
LT2311.3000 275
LT2311.MISURA 275
LT239P.1000 237
LT239P.1000 239
LT239P.1000 241
LT239P.1000 243
LT239P.1000 245
LT239P.1000 269
LT239P.1000 273
LT239P.1000 275
LT239P.1000 398
LT239P.2000 237
LT239P.2000 239
LT239P.2000 241
LT239P.2000 243
LT239P.2000 245
LT239P.2000 269
LT239P.2000 273
LT239P.2000 275
LT239P.2000 398
LT239P.3000 237
LT239P.3000 239
LT239P.3000 241
LT239P.3000 243
LT239P.3000 245
LT239P.3000 269
LT239P.3000 273
LT239P.3000 275
LT239P.3000 398
LT239P.MISURA 237
LT239P.MISURA 239
LT239P.MISURA 241
LT239P.MISURA 243
LT239P.MISURA 245
LT239P.MISURA 269
LT239P.MISURA 273
LT239P.MISURA 275
LT239P.MISURA 398
LT239X.1000 237
LT239X.1000 239
LT239X.1000 241
LT239X.1000 243
LT239X.1000 245
LT239X.1000 269
LT239X.1000 273
LT239X.1000 275
LT239X.1000 398
LT239X.2000 237
LT239X.2000 239
LT239X.2000 241
LT239X.2000 243
LT239X.2000 245
LT239X.2000 269
LT239X.2000 273
LT239X.2000 275
LT239X.2000 398
LT239X.3000 237
LT239X.3000 239
LT239X.3000 241
LT239X.3000 243
LT239X.3000 245
LT239X.3000 269
LT239X.3000 275
LT239X.3000 398
LT239X.MISURA 237
LT239X.MISURA 239
LT239X.MISURA 241
LT239X.MISURA 243
LT239X.MISURA 245
LT239X.MISURA 269
LT239X.MISURA 273
LT239X.MISURA 275
LT239X.MISURA 398
LT240P.1000 243
LT240P.1000 245
LT240P.2000 243
LT240P.2000 245
LT240P.3000 243
LT240P.3000 245
LT240P.MISURA 243
LT240P.MISURA 245
LT2410 243
LT2410.4000 243
LT2411 243
LT2411 269
LT2411 311
LT2411 333
LT2411 347
LT2411.4000 243
LT2411.4000 269
LT2411.4000 311
LT2411.4000 333
LT2411.4000 347
LT2412 243
LT2412 269
LT2412 311
LT2412 333
LT2412 347
LT2412. 4000 347
LT2412.4000 243
LT2412.4000 269
LT2412.4000 311
LT2412.4000 333
LT2412.5 243
LT2412.5 269
LT2412.5 311
LT2412.5 333
LT2412.5 347
LT2412.5.4000 243
LT2412.5.4000 269
LT2412.5.4000 311
LT2412.5.4000 333
LT2412.5.4000 347
LT2412.7 243
LT2412.7 269
LT2412.7 311
LT2412.7 333
LT2412.7 347
LT2412.7.4000 243
LT2412.7.4000 269
LT2412.7.4000 311
LT2412.7.4000 333
LT2412.7.4000 347
LT2412.9 243
LT2412.9 269
LT2412.9 311
LT2412.9 333
LT2412.9 347
LT2412.9.4000 243
LT2412.9.4000 269
LT2412.9.4000 311
LT2412.9.4000 333
LT2412.9.4000 347
LT2426 237
LT243.1000 241
LT243.2000 241
LT243.3000 241
LT243.MISURA 241
LT247.1000 237
LT247.2000 237
LT247.3000 237
LT247.MISURA 237
LT2470 237
LT248 239
LT248.1000 239
LT248.2000 239
LT248.3000 239
LT248.MISURA 239
LT2480 398
LT2480.1 225
LT2480.1 227
LT2480.1 237
LT2480.1 239
LT2480.1 398
LT2481 225
LT2481 227
LT2481 237
LT2481 239
LT2481 396
LT2481 398
LT2482 111
LT2482 237
LT2482 239
LT2482 239
LT2482 396
LT2482 398
LT2482 400
LT248S 239
LT24T.1000 211
LT24T.1000 251
LT24T.1000 281
LT24T.2000 211
LT24T.2000 251
LT24T.2000 281
LT24T.3000 211
LT24T.3000 251
LT24T.3000 281
LT2506P.1000 305
LT2506P.1000 307
LT2506P.1000 309
LT2506P.1000 311
LT2506P.1000 313
LT2506P.1000 333
LT2506P.1000 335
LT2506P.1000 347
LT2506P.1000 400
LT2506P.2000 305
LT2506P.2000 307
LT2506P.2000 309
LT2506P.2000 311
LT2506P.2000 313
LT2506P.2000 333
LT2506P.2000 335
LT2506P.2000 347
LT2506P.2000 400
LT2506P.3000 305
LT2506P.3000 307
LT2506P.3000 309
LT2506P.3000 311
LT2506P.3000 313
LT2506P.3000 333
LT2506P.3000 335
LT2506P.3000 347
LT2506P.3000 400
LT2506P.MISURA 305
LT2506P.MISURA 307
LT2506P.MISURA 309
LT2506P.MISURA 311
LT2506P.MISURA 313
LT2506P.MISURA 333
LT2506P.MISURA 335
LT2506P.MISURA 347
LT2506P.MISURA 400
LT2506X.1000 305
LT2506X.1000 307
LT2506X.1000 309
LT2506X.1000 311
LT2506X.1000 313
LT2506X.1000 333
LT2506X.1000 335
LT2506X.1000 400
LT2506X.2000 305
LT2506X.2000 307
LT2506X.2000 309
LT2506X.2000 311
LT2506X.2000 313
LT2506X.2000 333
LT2506X.2000 335
LT2506X.2000 400
LT2506X.3000 305
LT2506X.3000 307
LT2506X.3000 309
LT2506X.3000 311
LT2506X.3000 313
LT2506X.3000 333
LT2506X.3000 335
LT2506X.3000 400
LT2506X.MISURA 305
LT2506X.MISURA 307
LT2506X.MISURA 309
LT2506X.MISURA 311
LT2506X.MISURA 313
LT2506X.MISURA 333
LT2506X.MISURA 335
LT2506X.MISURA 400
LT2511 309
LT2511 311
LT2511 313
LT2512 305
LT2512 307
LT2512 309
LT2512 311
LT2512 313
LT2512.90P 305
LT2512.90P 307
LT2512.90P 309
LT2512.90P 311
LT2513.1000 309
LT2513.2000 309
LT2513.3000 309
LT2513.MISURA 309
LT2519 269
LT2519 333
LT2519.4 269
LT2519.4 333
LT2520.1000 333
LT2520.2000 333
LT2520.3000 333
LT2520.MISURA 333
LT2522 333
LT2522 335
LT2523 333
LT2523 335
LT2523.90 333
LT2523.90 335
LT2524.1000 305
LT2524.2000 305
LT2524.3000 305
LT2524.MISURA 305
LT2525 305
LT2526 305
LT25T.1000 319
LT25T.1000 339
LT25T.2000 319
LT25T.2000 339
LT25T.3000 319
LT25T.3000 339
LT2701.1000 307
LT2701.2000 307
LT2701.3000 307
LT2701.MISURA 307
LT2887 307
LT2888 307
LT2890 400
LT2890.1 291
LT2890.1 293
LT2890.1 305
LT2890.1 307
LT2890.1 400
LT2891 291
LT2891 293
LT2891 305
LT2891 307
LT2891 401
LT5019 311
LT5019.4 311
LT9001.1 432
LT9002.1 432
LT9003.1 432
LT9011.1 432
LT9012.1 432
LT9013.1 432
LT9020.1 339
LT9020.1 432
LT9020.1 251
LT9020.1 281
LT9020.1 319
LT9021.1 339
LT9021.1 432
LT9021.1 251
LT9021.1 281
LT9021.1 319
LT9022.1 432
LT9022.1 251
LT9022.1 281
LT9022.1 319
LT9022.1 339
LT9023.1 339
LT9023.1 432
LT9023.1 251
LT9023.1 281
LT9023.1 319
LT9025.1 433
LT9026.1 433
LT9026.1 251
LT9026.1 281
LT9026.1 319
LT9026.1 339
LT9027.1 251
LT9027.1 281
LT9027.1 319
LT9027.1 339
LT9027.1 433
LT9028.1 251
LT9028.1 281
LT9028.1 319
LT9028.1 339
LT9028.1 433
LT9029.1 251
LT9029.1 281
LT9029.1 319
LT9029.1 339
LT9029.1 433
LT9030.1 251
LT9030.1 281
LT9030.1 319
LT9030.1 339
LT9030.1 433
LT9031.1 251
LT9031.1 281
LT9031.1 319
LT9031.1 339
LT9031.1 433
LT9032.1 251
LT9032.1 281
LT9032.1 319
LT9032.1 339
LT9032.1 433
LT9033.1 339
LT9033.1 432
LT9033.1 251
LT9033.1 281
LT9033.1 319
LT9033IN.1 432
LT9034.1 433
LT9036.1 413
LT9036.1 433
LT9038.1 433
LT9040.1 433
LT9041.1 432
LT9043.1 413
LT9043.1 433
LT9050.1 432
LT9051.1 432
LT9052.1 433
LT9053.1 433
LT9054.1 433
LT9101 411
LT9102 411
LT9103 411
LT9110 411
LT9111 413
LT9120 412
LT9120BD 412
LT9123 412
LT9126 412
LT9201 411
LT9202 411
LT9203 411
LT9210 411
LT9211 412
LT9212 412
LT9301 411
LT9302 411
LT9303 411
LT9310 411
LT9346 413
LT9401 411
LT9402 411
LT9403 411
LT9410 411
LT9411 413
LT9501 411
LT9502 411
LT9503 411
LTA43.1000 245
LTA43.2000 245
LTA43.3000 245
LTA43.MISURA 245
LTA513.1000 313
LTA520.1000 335
LTA520.2000 335
LTA520.3000 335
LTA520.MISURA 335
LTB43.1000 243
LTB43.2000 243
LTB43.3000 243
LTB43.MISURA 243
LTB513.1000 311
LTB513.2000 311
LTB513.3000 311
LTB513.MISURA 311
LTC1.1000 247
LTC1.1000 277
LTC1.1000 337
LTC1.2000 247
LTC1.2000 277
LTC1.2000 337
LTC1.3000 247
LTC1.3000 277
LTC1.3000 337
LTC1.MISURA 247
LTC1.MISURA 277
LTC1.MISURA 315
LTC1.MISURA 337
LTC1.ML 247
LTC1H.1000 277
LTC1H.2000 277
LTC1H.3000 277
LTC1H.MISURA 277
LTC2.1000 315
LTC2.2000 315
LTC2.ML 315
LTF1.1000 225
LTF1.1000 227
LTF1.1000 237
LTF1.1000 239
LTF1.1000 398
LTF1.2000 225
LTF1.2000 227
LTF1.2000 237
LTF1.2000 239
LTF1.2000 398
LTF1.3000 225
LTF1.3000 227
LTF1.3000 237
LTF1.3000 239
LTF1.3000 398
LTF1.MISURA 225
LTF1.MISURA 227
LTF1.MISURA 237
LTF1.MISURA 239
LTF1.MISURA 398
LTF2.1000 291
LTF2.1000 293
LTF2.1000 305
LTF2.1000 307
LTF2.1000 400
LTF2.2000 291
LTF2.2000 293
LTF2.2000 305
LTF2.2000 307
LTF2.2000 400
LTF2.3000 291
LTF2.3000 293
LTF2.3000 305
LTF2.3000 307
LTF2.3000 400
LTF2.MISURA 291
LTF2.MISURA 293
LTF2.MISURA 305
LTF2.MISURA 307
LTF2.MISURA* 400
LTM00.1000 191
LTM00.2000 191
LTM00.3000 191
LTM00.MISURA 191
LTM00R.1000 189
LTM00R.2000 189
LTM00R.3000 189
LTM00R.MISURA 189
LTM01.1000 193
LTM01.2000 193
LTM01.3000 193
LTM01.MISURA 193
LTM02.1000 195
LTM02.2000 195
LTM02.3000 195
LTM02.MISURA 195
LTM03.1000 197
LTM03.2000 197
LTM03.3000 197
LTM03.MISURA 197
LTM044.1000 187
LTM044.1000 189
LTM044.1000 191
LTM044.1000 193
LTM044.1000 195
LTM044.1000 197
LTM044.2000 187
LTM044.2000 189
LTM044.2000 191
LTM044.2000 193
LTM044.2000 195
LTM044.2000 197
LTM044.3000 187
LTM044.3000 189
LTM044.3000 191
LTM044.3000 193
LTM044.3000 195
LTM044.3000 197
LTM044.3000 396
LTM044.MISURA 187
LTM044.MISURA 189
LTM044.MISURA 191
LTM044.MISURA 193
LTM044.MISURA 195
LTM044.MISURA 197
LTM044.MISURA 396
LTM047 111
LTM047 193
LTM047 214
LTM048.3 111
LTM048.3 193
LTM048.3 214
LTM048.3.4000 111
LTM048.4 111
LTM048.4 193
LTM048.4 214
LTM048.4.4000 111
LTM048.5 111
LTM048.5 193
LTM048.5 214
LTM048.5.4000 111
LTM048.7 111
LTM048.7 193
LTM048.7 214
LTM048.7.4000 111
LTM048.9 111
LTM048.9 193
LTM048.9.4000 111
LTM049P 191
LTM049P 193
LTM049P 195
LTM0IN.1000 187
LTM0IN.2000 187
LTM0IN.3000 187
LTM0IN.MISURA 187
LTM116 189
LTM117 187
LTM118 187
LTM160 189
LTM200 396
LTM200.1 175
LTM200.1 177
LTM200.1 187
LTM200.1 189
LTM200.1 396
LTM210 175
LTM210 177
LTM210 187
LTM210 189
LTM211 187
LTM211 189
LTM211 191
LTM211 193
LTM211 195
LTM211 197
LTM211 212
LTM211 213
LTM211 214
LTM211.90 67
LTM211.90 69
LTM211.90 71
LTM211.90 187
LTM211.90 189
LTM211.90 191
LTM211.90 195
LTM211.90 197
LTM211.90 212
LTM211.90 213
LTM211.90 214
LTM211.90 237
LTM211.90 237
LTM211.90 239
LTM211.90 241
LTM211.90 243
LTM211.90 245
LTM211.90 305
LTM211.90 305
LTM211.90 307
LTM211.90 307
LTM211.90 309
LTM211.90 311
LTM211.90 313
LTM211.90 396
LTM211.90 398
LTM211.90 400
LTM211.90P 67
LTM211.90P 69
LTM211.90P 187
LTM211.90P 189
LTM211.90P 191
LTM211.90P 213
LTM211.90P 214
LTM211.90P 237
LTM211.90P 241
LTM211.90P 243
LTM2892 305
LTM2892 307
LTM300 197
LTMC.1000 198
LTMC.1000 215
LTMC.2000 198
LTMC.2000 215
LTMC.3000 198
LTMC.3000 215
LTMC.MISURA 198
LTMC.MISURA 215
LTMC.ML 198
LTMC.ML 215
LTMC1.ML 337
LTMF.1000 175
LTMF.1000 177
LTMF.2000 175
LTMF.2000 177
LTMF.3000 175
LTMF.3000 177
LTMF.3000 187
LTMF.3000 396
LTMF.MISURA 175
LTMF.MISURA 177
LTMF.MISURA 187
LTMF.MISURA 189
LTMF.MISURA 191
LTMF.MISURA 193
LTMF.MISURA 195
LTMF.MISURA 396
LTMT.1000 396
LTMT.2000 396
LTMT.3000 396
LTMT.MISURA 396
LTMT.ML 396
LTP.F1 251
LTP.F1 281
LTP.F2 319
LTP.F2 339
LTSC01 175
LTSC01 177
LTSC01 187
LTSC01 189
LTSC01 237
LTSC01 239
LTSC01 305
LTSC01 307
LTSC01 396
LTSC01 399
LTSC01 401
LTSC02 175
LTSC02 177
LTSC02 187
LTSC02 189
LTSC03 237
LTSC03 239
LTSC03 397
LTSC03 399
LTSC04 305
LTSC04 307
LTSC04 401
LTT1.1000 398
LTT1.2000 398
LTT1.3000 398
LTT1.MISURA 398
LTT2.1000 400
LTT2.2000 400
LTT2.3000 400
LTT2.MISURA 400
LTT2.ML 400
LTTT1.ML 398
LV132.9 199
LV133.9 199
LV134.9 199
LV135.9 199
LV141.9 316
LV142.9 316 316
LV152.9 248 248
LV152.9 278 278
LV153.9 248 248
LV153.9 278 278
LV154.9 248 248
LV154.9 278 278
LV155.9 248 248
LV155.9 278 278
LV156.9 248 248
LV156.9 278 278
LV321 416
LV321A 416
LV325.9 416
LV325A.9 416
LV602.9 435
ME601.9 437
ME602.9 437
ME603.9 437
MF00DP.1000 69
MF00DP.1000 133
MF00DP.1000 159
MF00DP.2000 69
MF00DP.2000 133
MF00DP.2000 159
MF00DP.3000 69
MF00DP.3000 133
MF00DP.3000 159
MF00P.1000 67
MF00P.1000 69
MF00P.1000 71
MF00P.1000 125
MF00P.1000 129
MF00P.1000 131
MF00P.1000 157
MF00P.1000 159
MF00P.1000 160
MF00P.1000 163
MF00P.1000 385
MF00P.2000 67
MF00P.2000 69
MF00P.2000 71
MF00P.2000 125
MF00P.2000 129
MF00P.2000 131
MF00P.2000 157
MF00P.2000 159
MF00P.2000 160
MF00P.2000 163
MF00P.2000 385
MF00P.3000 67
MF00P.3000 69
MF00P.3000 71
MF00P.3000 125
MF00P.3000 129
MF00P.3000 131
MF00P.3000 157
MF00P.3000 159
MF00P.3000 160
MF00P.3000 163
MF00P.3000 385
MF00P.MISURA 67
MF00P.MISURA 69
MF00P.MISURA 71
MF00P.MISURA 125
MF00P.MISURA 129
MF00P.MISURA 131
MF00P.MISURA 157
MF00P.MISURA 159
MF00P.MISURA 160
MF00P.MISURA 163
MF00P.MISURA 385

MF00TA 137
MF00TI 123
MF00TP 127
MF00TP 133
MF00TP 135
MF01.1000 127
MF01.1000 133
MF01.1000 135
MF01.2000 127
MF01.2000 133
MF01.2000 135
MF01.3000 127
MF01.3000 133
MF01.3000 135
MF01.MISURA 127
MF01.MISURA 133
MF01.MISURA 135
MF02.1000 123
MF02.2000 123
MF02.3000 123
MF02.MISURA 123
MF02.SF 123
MF02.SF 135
MF03.GL 123
MF03.GL 127
MF03.GL 133
MF03.GL 135
MF03.GL 137
MF03.SO 135
MF04.1000 137
MF04.2000 137
MF04.3000 137
MF04.MISURA 137
MF05.M 127
MF08.1000 123
MF08.2000 123
MF08.3000 123
MF08.MISURA 123
MF08A 123
MF08T 123
MF101.8 415
MF102.8 415
MF103.8 415
MF201.8 415
MF202.8 415
MF203.8 415
MF301.8 415
MF302.8 415
MF303.8 415
MF304.8 415
MF40. 2000 125
MF40.1000 125
MF40.3000 125
MF40.MISURA 125
MF40SF 125
MF40TI 125
MF42.1000 129
MF42.1000 131
MF42.2000 129
MF42.2000 131
MF42.3000 129
MF42.3000 131
MF42.MISURA 129
MF42.MISURA 131
MF42TI 129
MF42TI 131
MFH00.1000 157
MFH00.1000 159
MFH00.1000 160
MFH00.2000 157
MFH00.2000 159
MFH00.2000 160
MFH00.3000 157
MFH00.3000 159
MFH00.3000 160
MFH00.MISURA 157
MFH00.MISURA 159
MFH00.MISURA 160
MFH00A1 157
MFH00A1 159
MFH00A1 160
MFH00A2 157
MFH00A2 159
MFH00A2 160
MFH00A3 157
MFH00A3 159
MFH00A3 160
MFH00A4 157
MFH00A4 159
MFH00A4 160
MFH00B1 157
MFH00B1 159
MFH00B1 160
MFH00B2 157
MFH00B2 159
MFH00B2 160
MFH00B3 157
MFH00B3 159
MFH00B3 160
MFH00B4 157
MFH00B4 159
MFH00B4 160
MFH00C 157
MFH00C 159
MFH00C 160
MFH00C 163
MFH00SA 65
MFH00SA 135
MFH00SA 161
MFH00SB 65
MFH00SB 135
MFH00SB 161
MFH00TH.MISURA 123
MFH00TH.MISURA 127
MFH00TH.MISURA 129
MFH00TH.MISURA 131
MFH00TH.MISURA 133
MFH00TH.MISURA 135
MFH00TH.MISURA 157
MFH00TH.MISURA 159
MFH00TH.MISURA 160
MFH00TH.MISURA 163
MFH00W.1000 163
MFH00W.2000 163
MFH00W.3000 163
MFH00W.MISURA 163
MFH010.8 147
MFH011.8 147
MFH01S 71
MFH01S 135
MFH01S 161
MFH020.8 147
MFH021.8 147
MFH030.8 147
MFH031.8 147
MFH032.8 147
MFH040.8 147
MFH041.8 147
MFH042.8 147
MFH050.8 147
MFH051.8 147
MFH060.8 147
MFH061.8 147
MFH07 161
MFH08 161
MFH080 147
MFH081 147
MFH09 161
MFH10 161
MFH14 159
MFH211.8 149
MFH212.8 149
MFH221.8 149
MFH222.8 149
MFH223.8 149
MFH231.8 149
MFH232.8 149
MFH311.8 151
MFH312.8 151
MFH321.8 151
MFH322.8 151
MFH323.8 151
MFH331.8 151
MFH332.8 151
ML000.8 175
ML001.8 175
ML002.8 175
ML003.8 175
ML004.8 175
ML005.8 175
ML006.8 175
ML007.8 175
ML008.8 175
ML022.9 175
ML023.9 175
ML024.9 175
ML100.8 177
ML101.8 177
ML102.8 177
ML103.8 177
ML104.8 177
ML105.8 177
ML106.8 177
ML107.8 177
ML108.8 177
ML122.9 177
ML123.9 177
ML124.9 177
ML200.8 179
ML201.8 179
ML202.8 179
ML203.8 179
ML204.8 179
ML205.8 179
ML206.8 179
ML207.8 179
ML208.8 179
ML222.9 179
ML223.9 179
ML224.9 179
ML300.8 181
ML301.8 181
ML302.8 181
ML303.8 181
ML304.8 181
ML305.8 181
ML306.8 181
ML307.8 181
ML308.8 181
ML322.9 181
ML323.9 181
ML324.9 181
ML400.8 183
ML401.8 183
ML402.8 183
ML403.8 183
ML404.8 183
ML405.8 183
ML406.8 183
ML407.8 183
ML408.8 183
MO000.1126 212
MO000.1126 213
MO000.1126 214
MO000.1406 212
MO000.1406 213
MO000.1406 214
MO000.1686 212
MO000.1686 213
MO000.1686 214
MO000.3000 212
MO000.3000 213
MO000.3000 214
MO000.566 212
MO000.566 213
MO000.566 214
MO000.846 212
MO000.846 213
MO000.846 214
MO000.MISURA 212
MO000.MISURA 213
MO000.MISURA 214
MO004.1125 212
MO004.1125 213
MO004.1125 214
MO004.1405 212
MO004.1405 213
MO004.1405 214
MO004.1685 212
MO004.1685 213
MO004.1685 214
MO004.3000 212
MO004.3000 213
MO004.3000 214
MO004.565 212
MO004.565 213
MO004.565 214
MO004.845 212
MO004.845 213
MO004.845 214
MO004.MISURA 212
MO004.MISURA 213
MO004.MISURA 214
MO005 212
MO005 213
MO005 214
MO007 212
MO020.8 209
MO021.8 209
MO022.8 209
MO023.8 209
MO024.8 209
MO030.8 209
MO031.8 209
MO032.8 209
MO033.8 209
MO034.8 209
MO040.8 209
MO041.8 209
MO042.8 209
MO043.8 209
MO044.8 209
MO120.8 211
MO120.8 444
MO121.8 211
MO121.8 444
MO122.8 211
MO122.8 444
MO123.8 211
MO123.8 444
MO124.8 211
MO124.8 444
PE10.1000 385
PE10.2000 385
PE10.3000 385
PE10.MISURA 385
PE11 385
PE11.70 385
PE12 385
PE200.9 387
PE201.9 387
PE202 387
PE203.9 387
PE204.9 387
PE91 385
PE91.70 385
PE92 385
PE93 385
PH002.9 443
PH005.9 443
PH006.9 443
PP115.9 421
PP116.9 421
PP117.9 421
PP118.9 421
PP119.9 421
PP120.9 421
R182H0.9 315
R182H1.9 315
R182H2.9 315
R182H3.9 315
R182H4.9 315
R182H5.9 315
R182H6.9 315
R182H7.9 315
R182H8.9 315
R182M1.8 315
R182M1.8 315
R182M2.8 315
R182M3.8 315
R182M4.8 315
R182M5.8 315
R182M6.8 315
R18FH0.9 247
R18FH0.9 277
R18FH1.9 247
R18FH1.9 277
R18FH2.9 247
R18FH2.9 277
R18FH3.9 247
R18FH3.9 277
R18FH4.9 247
R18FH4.9 277
R18FH5.9 247
R18FH5.9 277
R18FH6.9 247
R18FH6.9 277
R18FH7.9 247
R18FH7.9 277
R18FH8.9 247
R18FH8.9 277
R18FIM7.8 277
R18FIM8.8 277
R18FM0.8 247
R18FM0.8 277
R18FM1.8 247
R18FM1.8 277
R18FM2.8 247
R18FM2.8 277
R18FM3.8 247
R18FM3.8 277
R18FM4.8 247
R18FM4.8 277
R18FM5.8 247
R18FM5.8 277
R18FM6.8 247
R18FM6.8 277
R18FM7.8 277
R18FM8.8 277
R18MM0.8 198
R18MM0.8 198
R18MM0.8 198
R18MM0.8 198
R18MM0.8 215
R18MM0.8 215
R18MM0.8 198
R18MM0.8 215
SE401.9 441
SE402.9 441
SE403.9 441
SE404.9 441
SE405.9 441
ST05. .5 425
ST05..5 72
ST05..5 138
ST05..5 164
ST05..5 198
ST05..5 215
ST05..5 247
ST05..5 277
ST05..5 315
ST05..5 337
ST05..5 360
ST05..5 386
ST05..5 397
ST05..5 399
ST05..5 401
ST10. .5 425
ST10. .5IP 425
ST10..5 72
ST10..5 138
ST10..5 164
ST10..5 198
ST10..5 215
ST10..5 247
ST10..5 277
ST10..5 315
ST10..5 337
ST10..5 360
ST10..5 386
ST10..5 397
ST10..5 399
ST10..5 401
ST10..5IP 72
ST10..5IP 138
ST10..5IP 164
ST10..5IP 198
ST10..5IP 215
ST10..5IP 247
ST10..5IP 277
ST10..5IP 315
ST10..5IP 337
ST10..5IP 360
ST10..5IP 386
ST10..5IP 397
ST10..5IP 399
ST10..5IP 401
ST11. .5 425
ST11..5 72
ST11..5 138
ST11..5 164
ST11..5 198
ST11..5 215
ST11..5 247
ST11..5 277
ST11..5 315
ST11..5 337
ST11..5 360
ST11..5 386
ST11..5 397
ST11..5 399
ST11..5 401
ST15. .5IP 425
ST15..5IP 72
ST15..5IP 138
ST15..5IP 164
ST15..5IP 198
ST15..5IP 215
ST15..5IP 247
ST15..5IP 277
ST15..5IP 315
ST15..5IP 337
ST15..5IP 360
ST15..5IP 386
ST15..5IP 397
ST15..5IP 399
ST15..5IP 401
ST20..5IP 425
ST20..5IP 72
ST20..5IP 138
ST20..5IP 164
ST20..5IP 198
ST20..5IP 215
ST20..5IP 247
ST20..5IP 277
ST20..5IP 315
ST20..5IP 337
ST20..5IP 360
ST20..5IP 386
ST20..5IP 397
ST20..5IP 399
ST20..5IP 401
ST22. .5 425
ST22..5 72
ST22..5 138
ST22..5 164
ST22..5 198
ST22..5 215
ST22..5 247
ST22..5 277
ST22..5 315
ST22..5 337
ST22..5 360
ST22..5 386
ST22..5 397
ST22..5 399
ST22..5 401
ST22.27.5 99
ST22.30.5 51
ST22.30.5 99
ST22.3D30.5 99
ST22.3D40.5 99
ST22.40.5 51
ST22.40.5 99
ST22.TW.5 72
ST22.TW.5 138
ST22.TW.5 164
ST22.TW.5 198
ST22.TW.5 215
ST22.TW.5 247
ST22.TW.5 277
ST22.TW.5 315
ST22.TW.5 337
ST22.TW.5 360
ST22.TW.5 386
ST22.TW.5 397
ST22.TW.5 399
ST22.TW.5 401
ST22.TW.5 425
TRAS/70D 451

NOTE

NOTE

NOTE

NOTE

NOTE

I colori degli articoli sono riprodotti il più fedelmente possibile compatibilmente con i limiti tecnici della stampa. Lucifero's si riserva il diritto di apportare qualsiasi modifica alla sua produzione senza preavviso. L'azienda promuoverà azioni legali nei confronti di eventuali imitatori.

Tutti i prodotti sono rispondenti alle seguenti direttive:
- Direttiva EMC 2004/108/CE
- Direttiva LV 2006/95/CE
- Direttiva RoHS 2002/95/CE

The colours of the products are reproduced as faithfully as possible with the technical limits of the press. Lucifero's reserves the right to vary material, dimensions and characteristics without prior notice. The company will take legal action against any un-authorized copy.

All products comply with the following directives:
- EMC Directive 2004/108/CE
- LV Directive 2006/95/CE
- RoHS Directive 2002/95/CE

Creativity & Editing
Lucifero's Marketing & Communication Team

Print

Photos
D.Domenicale
L.Cappelli
M.Flores
R.Montillo
F.Di Carlo

Lucifero's S.r.l.
Via del Tappezziere, 3
40138 Bologna - Italia
phone +39 051 6014276
fax +39 051 6025190
info@luciferos.it
www.luciferos.it

© copyright by Lucifero's S.r.l.
First edition: July 2023
All rights reserved

ref. code CATpro